



Agilent J&W GC Column Selection Guide

SPEED YOUR SELECTION WITH THIS ONE-STOP RESOURCE

The Measure of Confidence



Agilent Technologies




Table of Contents

The story behind Agilent J&W Advanced GC Columns.....	1	Column Installation and Troubleshooting	208
Column Selection Principles	3	Capillary Column Installation Quick Reference Guide.....	209
Selecting Stationary Phases.....	4	Causes of Column Performance Degradation.....	212
Column Diameter.....	13	Evaluating the Problem.....	219
Column Length.....	15	Troubleshooting Guides	222
Column Film Thickness.....	17	GC Applications	227
GC Column Application and Method Guides	19	Environmental Applications.....	228
GC Capillary Columns	42	Energy and Fuels Applications.....	246
GC Capillary Columns Table of Contents by Phase.....	43	Food, Flavor, and Fragrance Applications.....	250
Agilent J&W Ultra Inert GC Columns	45	Industrial Chemical Applications.....	258
Low-bleed GC/MS Columns	52	Life Science Applications.....	261
Premium Polysiloxane Columns	77		
Polyethylene Glycol (PEG) Columns.....	110		
Specialty Columns.....	120		
PLOT Columns.....	174		
Non-Bonded Stationary Phases.....	191		
Guard Columns	195		
Agilent J&W LTM Column Modules.....	197		
Fused Silica Tubing	201		
Agilent J&W Packed GC Columns.....	204		
Custom GC Column Ordering.....	205		
Agilent J&W GC Column Test Standards	206		




The story behind Agilent J&W Advanced GC Columns

In 2000, Agilent Technologies, the inventor of fused silica GC tubing, merged with J&W Scientific, the creator of the first GC stationary phase made from cross-linked siloxane polymers. In 2010, Agilent acquired Varian, making Agilent J&W GC columns the most extensive and innovative GC column offering in the industry.

Put 40 years of Agilent quality and innovation behind your every separation

The Agilent J&W GC column portfolio, the most extensive in the world, is led by the Agilent J&W Ultra Inert GC column family. This innovative family pushes the industry standards for consistent column inertness and exceptionally low column bleed, resulting in lower detection limits and more accurate data for difficult analytes.

In our expanded portfolio, due to the Varian acquisition, you will find PLOT, Select, VF, and CP-Sil, in addition to the existing Ultra Inert, High Efficiency, LTM, PAH, Packed, UltiMetal, and Custom GC columns. And, with Agilent's industry-leading instruments, services, global technical support, and quick shipping, Agilent's whole solution provides you with even more confidence in your column, and in your every separation.



The most inert and lowest bleed columns for sensitivity and performance

Agilent J&W columns have the widest range of standard, GC/MS and Ultra Inert stationary phases proven to deliver consistent column inertness and exceptionally low column bleed with high upper temperature limits, ensuring accurate peak identification and quantification. Column bleed can decrease spectral integrity, reduce uptime, and shorten column life. Column activity contributes to severe peak tailing, as well as compound loss or degradation for active compounds (e.g. acids and bases), leading to inaccurate quantification.

Better precision for better results

Agilent J&W columns adhere to tight retention factor (k) specifications, promoting consistent retention and separation. They also feature narrow retention indexes and a high number of theoretical plates per meter, ensuring narrow peaks and improving the resolution of closely eluting peaks.

The industry's tightest quality control specifications

Agilent's stringent testing ensures reliable qualitative and quantitative results – even for your most challenging compounds. For example, we measure peak height ratios for both acids and bases to ensure top performance for the widest range of compounds. We also monitor peak symmetry and tailing for a broad scope of chemically active compounds.

As the world's leading provider of GC capillary columns, Agilent is uniquely positioned to offer you superior quality and unmatched service and support.

For additional column recommendations, chromatograms, and method parameters, go to www.agilent.com/chem/myGCcolumns



COLUMN SELECTION PRINCIPLES


Narrow your choices, save time, and reduce trial and error

Selecting the right capillary column for your application can be an uncertain (and sometimes difficult) task. If possible, you should begin by consulting sample applications provided by GC manufacturers and suppliers – or described in published Application Notes.

In addition, the following pages will help you:

- Choose a stationary phase – your most critical decision – based on factors such as selectivity, polarity, and phenyl content.
- Understand how column diameter influences factors like efficiency, solute retention, head pressure, and carrier gas flow rates.
- Determine which column length will affect solute retention, column head pressure, column bleed – and cost.
- Appreciate the difference between thin-film and thick-film columns with regard to capacity, inertness, bleed, and upper temperature limit.

While there are no foolproof techniques, shortcuts, tricks or secrets to column selection, there are some guidelines and concepts that simplify the process. There are four major column parameters to consider: stationary phase, diameter, length, and film thickness.





Selecting Stationary Phases

Choosing the best stationary phase is the most important decision when selecting a capillary column. Unfortunately, it is also the most difficult and ambiguous decision. The most reliable method is to consult the large collection of example applications provided by column manufacturers, GC manufacturers and in published literature. While an exact example application may not be available, enough information can usually be obtained to simplify the decision or reduce the number of potential columns. The most difficult situation is when no previous information is available. Stationary phase selection is much easier even if only one chromatogram is available for all or most of the sample compounds. The most reliable method is to consult the large collection of example applications provided by GC column & hardware manufacturers and published in literature.

The concepts of stationary phase selectivity and polarity are very useful when selecting stationary phases. For best performance, start with the general purpose Agilent J&W Ultra Inert 1ms and 5ms columns to get the lowest column bleed and column activity for a wide range of analytes, including active compounds and trace level samples.

Synonymous use of the terms polarity and selectivity is not accurate, but it is very common. Selectivity is determined by the physicochemical interactions of the solute molecules with the stationary phase. Polarity is determined by the structure of the stationary phase. Polarity does have an effect on separation; however, it is only one of the many stationary phase properties that influence peak separation (see the next section on polarity).

Selectivity can be thought of as the ability of the stationary phase to differentiate between two solute molecules by differences in their chemical or physical properties. Separation is obtained if the interactions between the stationary phase and solutes are different. For liquid or gum stationary phase (polysiloxanes and polyethylene glycols), there are three major interactions: dispersion, dipole, and hydrogen bonding. The following is a simplified and condensed explanation of the interactions for polysiloxane and polyethylene glycol stationary phases.

Dispersion is the dominant interaction for all polysiloxane and polyethylene glycol stationary phases. Dispersion can be simplified into the concept of volatility. Simply stated, the more volatile a solute, the faster it elutes from the column (i.e., shorter retention time). However, this order can be altered by the effect of solute and stationary phase polarities, and the other interactions. Solute boiling points are sometimes used as a measure of compound volatility. That is, compounds elute in the order of their increasing boiling points. Unfortunately, boiling points cannot be universally applied to the dispersion interactions. Boiling points are fairly valid when dealing with compounds with similar structures, functional groups or homologous series (**Figure 1**). When dealing with compounds with mixed functional groups, the boiling points simplification often fails (**Figure 2**). If compound boiling points differ by more than 30 °C, they usually can be separated by most stationary phases (there are exceptions). If compound boiling points differ by less than 10 °C, the boiling point simplification becomes less certain and more likely to be in error (except for compounds in a homologous series).

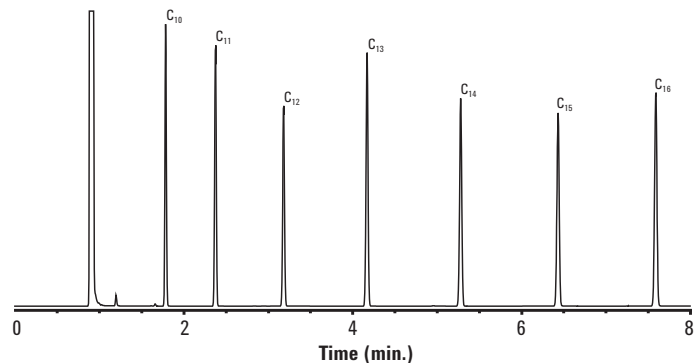
Figure 1: Boiling Point Elution Order for Homologous Series

Column: DB-1, 15 m x 0.25 mm id, 0.25 μ m

Carrier: Helium at 30 cm/sec

Oven: 60 °C for 1 min, 60-180 °C at 20 °C/min

	Boiling Point (°C)
1. n-Decane (C ₁₀)	174
2. n-Undecane (C ₁₁)	196
3. n-Dodecane (C ₁₂)	216
4. n-Tridecane (C ₁₃)	234
5. n-Tetradecane (C ₁₄)	253
6. n-Pentadecane (C ₁₅)	268
7. n-Hexadecane (C ₁₆)	287

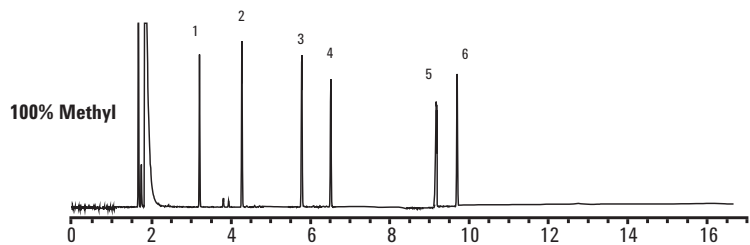


Homologous series of hydrocarbons. The solutes elute in order of their increasing boiling points; however, the peaks are not spaced in proportion to their respective boiling points.

Figure 2: Deviation from Boiling Point Order

Column: DB-1, 30 m x 0.25 mm id, 0.25 μ m

	Boiling Point (°C)
1. Toluene	111
2. Hexanol	157
3. Phenol	182
4. Decane (C ₁₀)	174
5. Naphthalene	219
6. Dodecane (C ₁₂)	216



Solutes outside of the homologous series do not elute in the boiling point order.

If the stationary phase is capable of dipole interaction, it enhances its power to separate solutes whose dipole moments are different. Only some stationary phases are able to exploit this interaction. Polyethylene glycols, and cyanopropyl and trifluoropropyl substituted polysiloxanes readily undergo the dipole interactions; methyl or phenyl substituted groups do not undergo a dipole interaction (**Table 1**). The amount of peak separation for solutes with different dipoles often changes if a stationary phase with a different interaction is used (**Figure 3**). If the dipole difference between compounds is small, a greater amount of the appropriate group is needed (e.g., a 50% cyanopropylphenyl-methyl polysiloxane instead of a 14% cyanopropylphenyl-methyl polysiloxane). It is difficult to accurately predict the magnitude of the separation change for all of the peaks. Empirical results have shown that dipole interaction stationary phases are well suited for samples containing compounds that have base or central structures to which different groups are attached in various positions. Examples include substituted aromatics, halocarbons, pesticides and drugs.

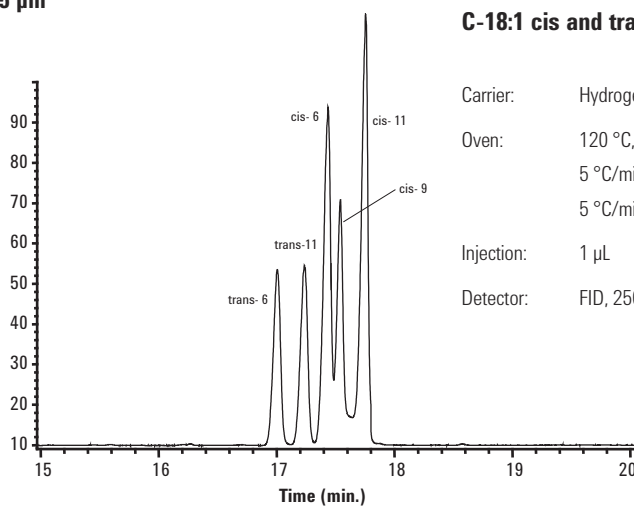
Table 1: Stationary Phase Interactions

Functional Group	Dispersion	Dipole	Hydrogen Bonding
Methyl	Strong	None	None
Phenyl	Strong	None to Weak	Weak
Cyanopropyl	Strong	Very Strong	Moderate
Trifluoropropyl	Strong	Moderate	Weak
PEG	Strong	Strong	Moderate

Figure 3: Dipole Interactions

Column: HP-88, 30 m x 0.25 mm id, 0.25 μ m

Molecular weight and boiling points are virtually identical for these fatty acid methyl ester (FAME) isomers, with only the dipole interactions due to the hydrogen isomeric positions on the molecules being different. Only strong dipole interactions in the stationary phase can provide chromatographic separation for these types of compounds.



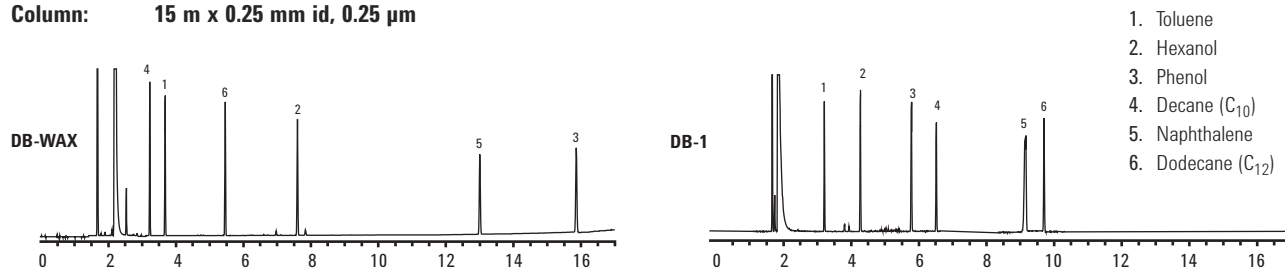
The hydrogen bonding interaction occurs if there is hydrogen bonding between the solute molecules and the stationary phase. **Table 2** lists the types of compounds that can form hydrogen bonds along with their relative bonding strengths. It is the difference in the strength of the hydrogen bonding that is critical. The same stationary phases that undergo dipole interactions also undergo hydrogen bonding interactions. The amount of peak separation for solutes whose hydrogen bonding potentials differ often changes if a stationary phase with a different amount of hydrogen bonding interaction is used (**Figure 4**). If the hydrogen bonding difference between compounds is small, a great amount of the appropriate group is needed (e.g., a polyethylene glycol instead of a 14% cyanopropylphenyl-methyl polysiloxane). It is difficult to accurately predict the magnitude of the separation change for all of the peaks. Sometimes the desired separation is obtained, but another set of peaks now co-elute with the new stationary phase.

Table 2: Relative Hydrogen Bonding Strengths

Strength	Compounds
Strong	Alcohols, carboxylic acids, amines
Moderate	Aldehydes, esters, ketones
Weak to None	Hydrocarbons, halocarbons, ethers

Figure 4: Hydrogen Bonding Interactions

Column: 15 m x 0.25 mm id, 0.25 μ m



DB-1 does not undergo hydrogen bonding interactions. The change in the elution order of hexanol and phenol with DB-WAX is a combination of the dipole and hydrogen bonding interaction.

Another stationary phase characteristic that may effect retention in a predictable manner is the phenyl content. In general, the higher the phenyl content of the stationary phase, the higher the retention of aromatic solutes relative to aliphatic solutes. This does not mean that aromatic solutes are more retained (e.g., higher *k*) by high phenyl content stationary phases, but that aromatic solutes are more retained relative to aliphatic solutes. **Figure 5** shows an example of this retention behavior.

Polarity

Stationary phase polarity is determined by the polarity of the substituted groups and their relative amounts. **Table 3** lists a variety of stationary phases in order of their increasing polarity. Polarity is often erroneously used to select columns or to determine separation characteristics. Stationary phase polarity is only one of many factors that affect retention and separation.

While polarity is not directly related to selectivity, it has a pronounced affect on compound retention, thus separation. For compounds of similar volatility, greater retention is obtained for solutes with polarities similar to the stationary phase. In other words, polar compounds are more strongly retained by a polar stationary phase than a less polar stationary phase, and vice versa. This effect can be seen in **Figure 6**. The changes in retention and elution order can be largely attributed to the changes in stationary phase polarity. Changes in the amount of phenyl substitution, and dipole and hydrogen bonding interactions also contribute to the changes; however, it is difficult to assess the magnitude of their individual contributions.

In addition to retention, stationary phase polarity influences other column characteristics. There is a general trend between stationary phase polarity and column lifetime, temperature limits, bleed and efficiency. Column life, temperature limits and efficiency tend to be higher for more non-polar stationary phases. These are general trends and not absolute certainties. Low bleed stationary phases sometimes go against this trend.

Table 3: Stationary Phase Polarity

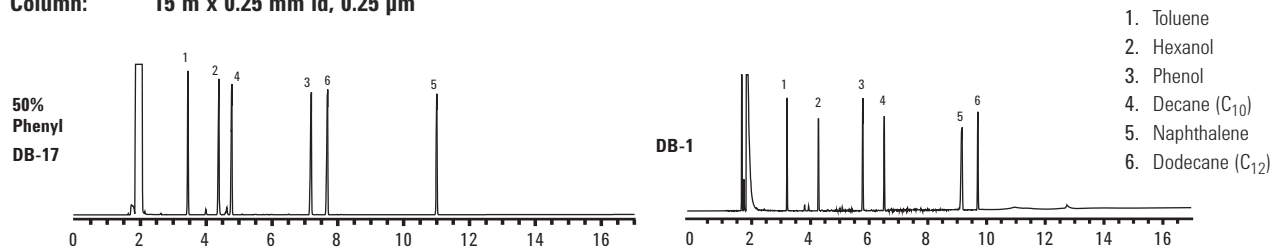
Low Polarity			Mid Polarity			High Polarity		
CP-Sil 2	DB & HP-1ms UI	DB & HP-5ms UI	DB-XLB	DB-225ms	DB-ALC1	HP-88	DB-WAX	CP-TCEP
DB-MTBE	DB & HP-1ms	DB & HP-5ms	VF-Xms	DB-225	DB-Dioxin	CP-Sil 88	DB-WAXetr	
CP-Select CB MTBE	VF-1 ms	VF-5ms	DB-35ms UI	CP-Sil 43 CB	DB-200	DB-23	HP-INNOWax	
	DB & HP-1	DB & HP-5	DB & VF-35ms	VF-1701 ms	VF-200ms	VF-23 ms	VF-WAXms	
	CP-Sil 5 CB	CP-Sil 8 CB	DB & HP-35	DB-1701	DB-210		CP-Wax 57 CB	
	Ultra 1	Ultra 2	DB & VF-17ms	CP-Sil 19 CB	DX-4		DB & HP-FFAP	
	DB-1ht	VF-DA	DB-17	HP-Blood Alcohol			DB-WAX FF	
	DB-2887	DB-5.625	HP-50+	DB-ALC2			CP-FFAP CB	
	DB-Petro/ PONA	DB & VF-5ht	DB-17ht	DX-1			CP-WAX 58 FFAP CB	
	CP-Sil PONA CB	CP-Sil PAH CB	DB-608				CP-WAX 52 CB	
	DB-HT SimDis	Select Biodiesel	DB-TPH				CP-WAX 51	
	CP-SimDis	SE-54	DB-502.2				CP-Carbowax 400	
	CP-Volamine		HP-VOC				Carbowax 20M	
	Select Mineral Oil		DB-VRX				HP-20M	
	HP-101		DB-624				CAM	
	SE-30		VF-624ms					
			CP-Select 624 CB					
			DB-1301					
			VF-1301ms					
			CP-Sil 13 CB					

Selecting Stationary Phases

Separation and efficiency have to be considered together and not as separate column attributes, as each contributes to peak resolution. When the stationary phase provides adequate resolution between peaks, higher efficiency is not needed. Shorter or larger diameter columns and less than optimal GC conditions can be used in these situations. When resolution is not adequate, there is a need for higher column efficiency.

Figure 5: Phenyl Content Retention

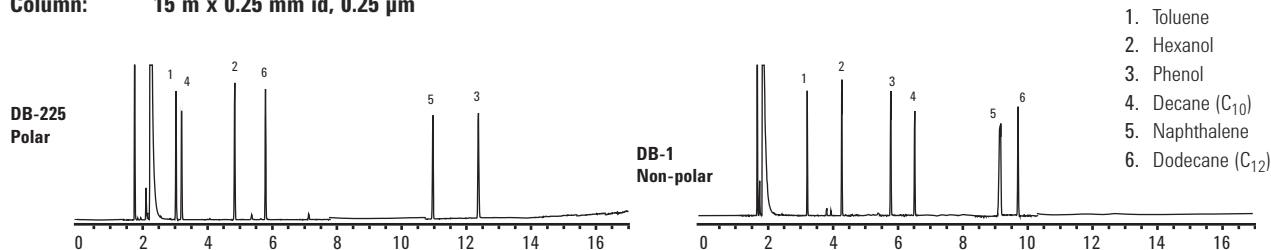
Column: 15 m x 0.25 mm id, 0.25 μ m



The aromatics increase in retention relative to the hydrocarbons for the DB-17 columns. DB-17 contains 50% phenyl substitution. DB-1 contains no phenyl substitution.

Figure 6: Polarity – Retention Relationship

Column: 15 m x 0.25 mm id, 0.25 μ m



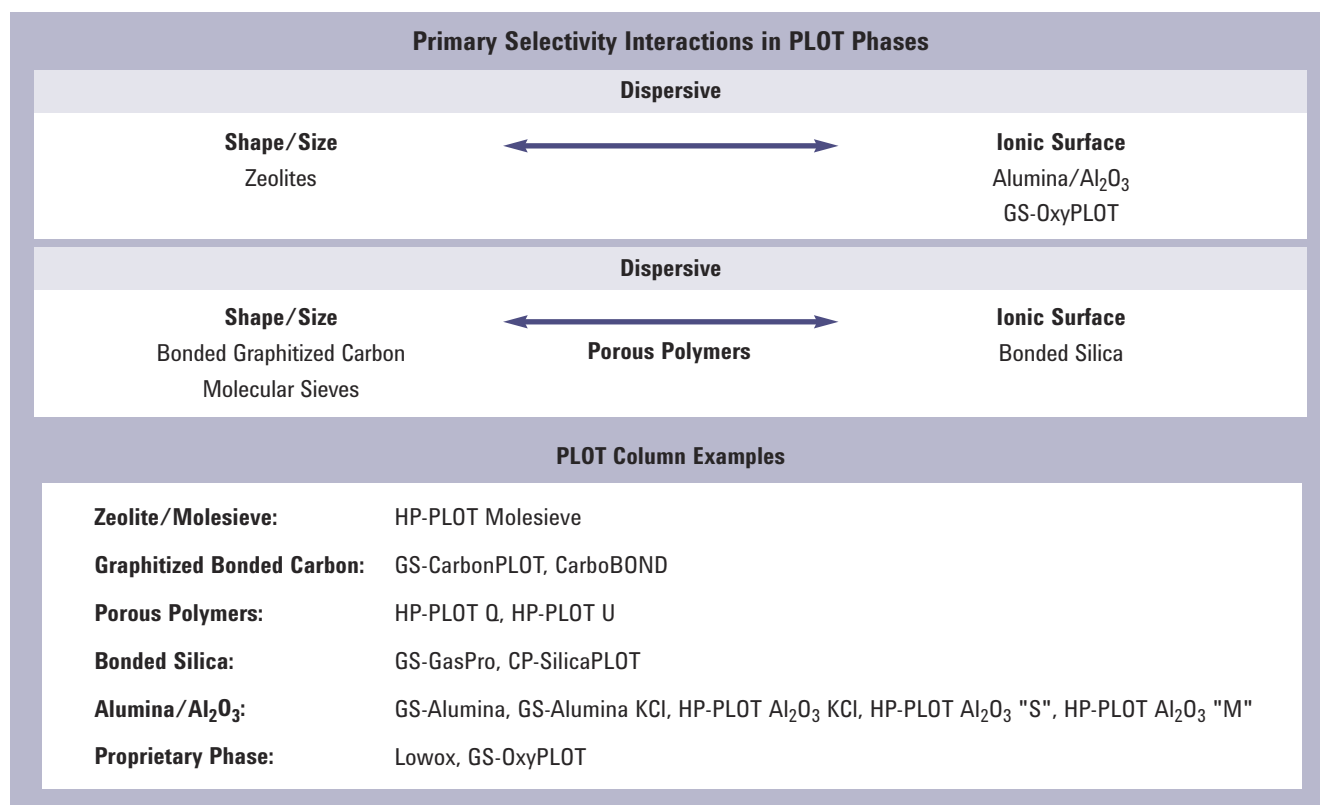
The alcohols (polar) increase in retention relative to hydrocarbon (non-polar) for the DB-225 column. DB-225 is more polar than DB-1.

Gas-Solid or PLOT Columns

PLOT (Porous Layer Open Tubular) columns are intended for the separation of very volatile solutes (primarily gases) without the need for cryogenic or sub-ambient cooling of the oven. Separations that would require column temperatures below 35 °C, even with thick film liquid stationary phase can be obtained at temperatures above 35 °C with PLOT columns.

Gas-solid or PLOT column stationary phases are physically different than polysiloxanes and polyethylene glycols. Gas-solid stationary phase are small, porous particles. The particles are stuck to the inner wall of the capillary tubing using a binder or similar means. Solute are separated based on differences in their adsorption properties. Since the particles are porous, size and shape differentiation also occurs.

Alumina PLOT columns are well suited for the separation of C₁-C₁₀ hydrocarbons and small aromatics. The KCl version of the Alumina PLOT column changes the retention order for some of the hydrocarbons. The PLOT Q column provides slightly better separation for C₁-C₃ hydrocarbons, but C₄ and higher hydrocarbons are better separated with an Alumina PLOT column. PLOT Q exhibits extremely long retention times and very broad peaks for C₆ and higher hydrocarbons and aromatics. PLOT Q separates sulfur gases from each other and from most light hydrocarbons. Molesieve PLOT columns are used to separate many noble and permanent gases. GS-GasPro columns combine many of the features of the various other PLOT columns. Light hydrocarbons, inorganic gases and solvents are some of the samples suitable for GS-GasPro.



Stationary Phase Selection Summary

1. If no information or ideas about which stationary phase to use is available, start with a DB-1 or DB-5.
2. Low-bleed ("ms") columns are usually more inert and have higher temperature limits. Ultra Inert 1ms, 5ms and 35ms columns provide the lowest column bleed and highest column inertness for a wide range of analytes, including active compounds and trace level samples.
3. Use the least polar stationary phase that provides satisfactory resolution and analysis times. Non-polar stationary phases have superior lifetimes compared to polar phases.
4. Use a stationary phase with a polarity similar to that of the solutes. This approach works more times than not; however, the best stationary phase is not always found using this technique.
5. If poorly separated solutes possess different dipoles or hydrogen bonding strengths, change to a stationary phase with a different amount (not necessarily more) of the dipole or hydrogen bonding interaction. Other co-elutions may occur upon changing the stationary phase, thus the new stationary phase may not provide better overall resolution.
6. If possible, avoid using a stationary phase that contains a functionality that generates a large response with a selective detector. For example, cyanopropyl containing stationary phases exhibit a disproportionately large baseline rise (due to column bleed) with NPDs.
7. A DB-1 or DB-5, DB-1701, DB-17, and DB-WAX cover the widest range of selectivities with the smallest number of columns.
8. PLOT columns are used for the analysis of gaseous samples at above ambient column temperatures.



Tips & Tools

Ensure a lifetime of peak performance and maximum productivity with Agilent's comprehensive GC supplies portfolio, learn more at www.agilent.com/chem/GCsupplies




Table 4:
Column Efficiency
vs. Diameter

Column ID Diameter (mm)	Theoretical Plates/Meter
0.10	12,500
0.18	6,600
0.20	5,940
0.25	4,750
0.32	3,710
0.45	2,640
0.53	2,240

Maximum efficiency for a solute with $k=5$

Column Diameter

Column diameter has an influence over five parameters of primary concern. They are efficiency, retention, pressure, carrier gas flow rate, and capacity.

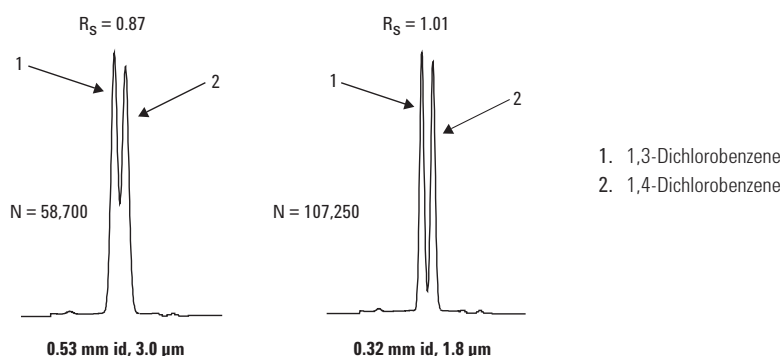
Column efficiency (N/m) is inversely proportional to column diameter. The efficiencies listed in **Table 4** show that smaller diameter columns have higher theoretical plates per meter. Resolution is a square root function of the theoretical plate number. Therefore, doubling column efficiency theoretically increases resolution only by 1.41 times (the square root of 2), but closer to 1.2-1.3 times in real practice. Smaller diameter columns are used when peak separation is small and high column efficiency (i.e., narrow peaks) is needed. **Figure 7** shows the difference in resolution for two different diameter columns.

Solute retention is inversely proportional to column diameter, for isothermal temperature conditions. For temperature program conditions, the change is 1/3-1/2 of the isothermal value. Column diameters are rarely selected based on retention. **Figure 7** shows the difference in retention for two different diameter columns.

Column head pressure is approximately an inverse squared function of the column radius. For example, a 0.25 mm id column requires about 1.7 times the head pressure of a 0.32 mm id column of the same length (also, carrier gas and temperature). Column head pressures increase or decrease dramatically with changes in column diameter. Column diameters of 0.18 mm id or larger are used for standard GC analysis due to the very high pressures needed for smaller diameter columns. Wider diameter columns, especially shorter ones (e.g., 15 m x 0.32 mm id), are impractical for use in GC/MS systems. The vacuum at the exit of the column greatly reduces the required head pressure, and it is difficult to maintain or control very low head pressures.

Figure 7: Column Diameter – Comparison of Resolution and Retention

Column: DB-624, 30 m



At constant pressure, **carrier gas flow rates** increase as column diameters increase.

For applications or hardware requiring high flow rates, larger diameter columns are normally used. Headspace and purge & trap systems require higher carrier gas flow rates for proper operation. 0.45 or 0.53 mm id columns are used with these systems so that the higher flow rates can be used. Special considerations must be taken if small diameter columns are used in these types of systems. This includes the use of cryogenic interfaces or ovens, or interfacing through split injectors. Added complexity and/or cost, or sample loss, are involved with these techniques. For applications or hardware requiring low carrier gas flow rates, smaller diameter columns are normally used. GC/MS is the typical system requiring low carrier gas flow rates, and therefore, 0.25 mm id and smaller id columns are used in these applications.

Column capacity increases as the column diameter increases. The actual column capacity also depends on the stationary phase, solute and film thickness. **Table 5** lists typical capacity ranges for a variety of column diameters.

Table 5: Column Capacity in ng				
Film Thickness (µm)	Column Inside Diameter (mm)			
	0.18-0.20	0.25	0.32	0.53
0.10	20-35	25-50	35-75	50-100
0.25	35-75	50-100	75-125	100-250
0.50	75-150	100-200	125-250	250-500
1.00	150-250	200-300	250-500	500-1000
3.00		400-600	500-800	1000-2000
5.00		1000-1500	1200-2000	2000-3000

Column Diameter Selection Summary

1. Use **0.15, 0.18 or 0.25 mm id columns** when higher column efficiencies are needed. 0.15 and 0.18 mm id columns are especially well suited for GC/MS systems with low pumping capacities. Smaller diameter columns have the lowest capacities and require the highest head pressures.
2. Use **0.32 mm id columns** when higher sample capacity is needed. They often provide better resolution of earlier eluting solutes for splitless injections or large injection volumes (> 2 µL) than 0.25 mm id columns.
3. Use **0.45 mm id columns** when only a Megabore direct injector is available and higher column efficiency is desired. Well suited for high carrier gas flow rate situations, such as with purge & trap, headspace samplers, and valve injection applications.
4. Use **0.53 mm id columns** when only a Megabore direct injector is available. Well suited for high carrier gas flow rate situations, such as with purge & trap and headspace samplers. 0.53 mm id columns have the highest sample capacities at constant d_f .



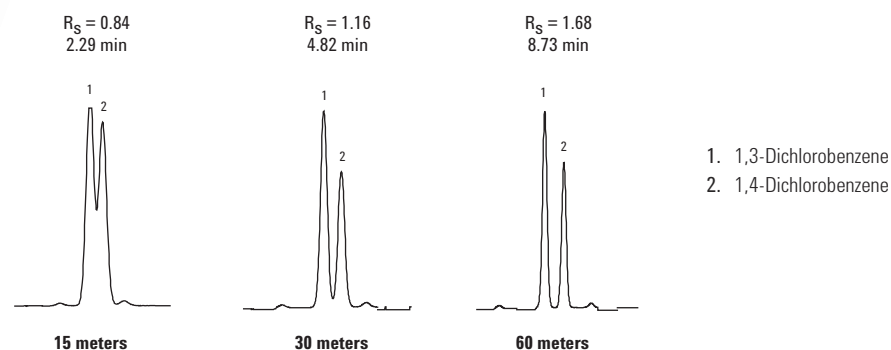
Column Length

Column length influences three parameters of major concern. They are efficiency, retention (analysis time) and carrier gas pressure.

Column efficiency (N) is proportional to column length. Resolution is a square root function of the theoretical plate number. For example, doubling column length (thus efficiency) theoretically increases resolution by only 1.41 times (closer to 1.2-1.3 times in practice). Longer columns are used when peak separation is small and high column efficiency (i.e., narrow peaks) is needed. **Figure 8** shows the difference in resolution for three different lengths.

Figure 8: Column Length – Comparison of Resolution and Retention

Column: DB-624
 15 m x 0.53 mm id, 0.3 μ m
 30 m x 0.53 mm id, 0.3 μ m
 60 m x 0.53 mm id, 0.3 μ m



Solute retention is proportional to column length for isothermal temperature conditions. For temperature program conditions, the change is 1/3-1/2 of the isothermal value. When efficiency is increased by lengthening the column, there is a significant increase in analysis time. **Figure 8** shows the difference in retention for three different lengths.

Column head pressure is nearly proportional to column length. Pressure is usually not an issue unless the column has a very small or large diameter. Long, small diameter columns require extremely high head pressures, and short, wide diameter columns require very low head pressures. Neither situation is very practical and may be a limiting factor. Choice of carrier gas will also have an impact on column pressure.

Column bleed increases as column length increases. Longer columns have more stationary phase, thus more degradation products are produced. The increase in bleed with longer columns is not large and should not be a deterrent to using a longer column when one is necessary.

Column cost is directly related to column length. Doubling column length nearly doubles the price of the column. When efficiency is increased by lengthening the column, there is a significant increase in column cost. When considered in conjunction with the increase in analysis time, lengthening the column should be the last reasonable option for increasing efficiency.

Shorter columns cost more per meter than longer columns. Cutting longer columns into shorter lengths seems like a good method to save money, but it is not recommended. The quality of the smaller pieces cannot be guaranteed and may not be the same as the original, intact column. Theoretically, each piece should provide satisfactory and consistent results. In practice, this does not always occur. The probability of individual piece variation is higher when shorter pieces are cut from the original column. Greater variability between individual pieces is observed as column length, film thickness and stationary phase polarity increases, and column diameter decreases. Finally, there is the increased chance of tubing breakage when rewinding the shorter columns on other cages. Technically, cutting a column into shorter pieces voids the performance warranty.

Column Length Selection Summary

1. Start with **25-30 meter columns** when the best length is unknown.
2. **10-15 meter columns** are well suited for samples containing very well separated solutes or very few solutes. Shorter lengths are used for very small diameter columns to reduce head pressures.
3. **50-60 meter columns** should be used when resolution is not possible by other means (smaller diameter, different stationary phase, change in column temperature). Best suited for complex samples containing a large number of solutes. Long columns have long analysis times and higher cost.

Column Film Thickness

Column film thickness influences five major parameters: retention, resolution, bleed, inertness and capacity.

For isothermal conditions, solution retention is directly proportional to film thickness. For temperature program conditions, the change is 1/3-1/2 of the isothermal value. Thicker film columns are used to obtain higher retention for very volatile solutes. Volatile solutes normally requiring cryogenic (subambient) cooling with standard film thickness columns can be sufficiently retained at temperatures above 30 °C. Changing to a thicker film column has a net effect of providing equal or greater retention at a higher column temperature. Thicker film columns are typically used for volatile compounds like solvents and select gases. Thinner film columns are used to reduce the retention of highly retained solutes. Highly retained solutes can be eluted faster or at a lower temperature. Changing to a thinner film column has the net effect of providing equal or less retention at a lower column temperature. Thinner film columns are typically used for high boiling or molecular weight compounds. **Figure 9** shows the difference in retention for two different film thicknesses.

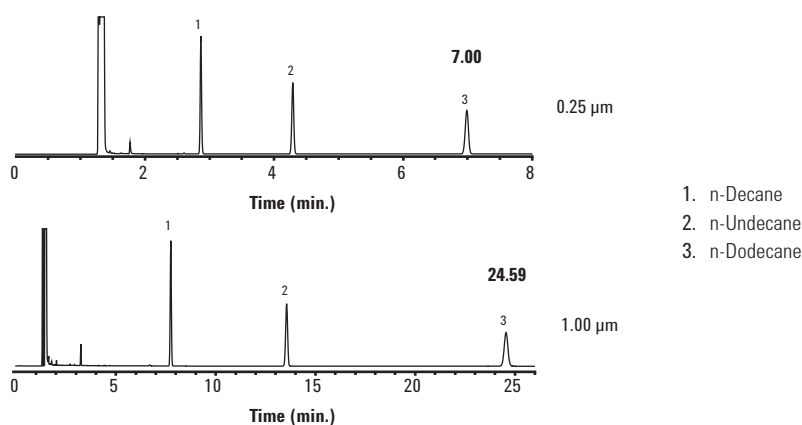
Solutes with k values less than 2 are very difficult to resolve due to insufficient retention by the column. Changing to a thicker film column results in better resolution since solute retention is increased. The resolution improvement depends on the solute k value for the original column. For solutes with k values of about 5 or less, increasing their retention results in improved resolution. For solute peaks with values of 5-10, increasing their retention provides a small to moderate increase in resolution. For peaks with k values above 10, increasing their retention often results in no resolution improvement and sometimes a loss of resolution. Increasing film thickness to improve the resolution of early eluting peaks may result in a resolution loss for later eluting peaks.

Figure 9: Column Film Thickness – Comparison of Resolution and Retention

Column: DB-1, 30 m x 0.32 mm id

Carrier: Helium at 38 cm/sec

Oven: 100 °C isothermal



For a given stationary phase, column bleed increases as film thickness increases. Since thicker film columns are more retentive, later eluting peaks may shift into a region of much higher column bleed when increasing film thickness. The upper temperature limits of thick film columns may be lower due to their higher bleed levels.

Thicker film columns are more inert. There is more stationary phase to shield the solutes from the tubing surface. Peak tailing for active compounds can often be reduced or eliminated with a thicker film column.

Thicker film columns have higher solute capacities. When one solute is present in significantly higher amounts, the resulting broad peak may interfere or co-elute with an adjacent peak. Changing to a thicker film column may reduce peak broadening, thus co-eluting. **Table 5** lists typical capacity ranges for a variety of film thickness.

Column Film Thickness Selection Summary

1. For **0.18-0.32 mm id columns**, a film thickness of 0.18-0.25 μm is average or standard (i.e., not thin or thick) and used for most analyses.
2. For **0.45-0.53 mm id columns**, a film thickness of 0.8-1.5 μm is average or standard (i.e., not thin or thick) and used for most analyses.
3. **Thick film columns** are used to retain and resolve volatile solutes (e.g., light solvents, gases). Thick columns are more inert and have higher capacities. Thick film columns exhibit higher column bleed and decreased upper temperature limits.
4. **Thin film columns** are used to minimize the retention of high boiling, high molecular weight solutes (e.g., steroids, triglycerides). Thin film columns are less inert, have lower capacities and exhibit lower column bleed.



GC Column Application and Method Guides

Application	Specific Application	Agilent Phase
Biodiesel	EN14105 Free/Total Glycerin	Biodiesel, Select Biodiesel
	ASTM D6584 Free/Total Glycerin	Biodiesel, Select Biodiesel
	EN14103 FAME Analysis	Biodiesel, Select Biodiesel
	EN14110 Residual Methanol	Biodiesel, Select Biodiesel
	EN14106 Free Glycerol	Select Biodiesel
Chiral	Chiral γ -lactones and terpenes	CycloSil-B
	Optical isomers of acids, alcohols, amino acids, aromatic hydrocarbons, diols, flavors, aromas, ketones, organic acids and phenols	Cyclodex-B
	Chiral compounds using a nitrogen selective detector	HP-Chiral β
	Optical isomers of acids, alcohols, amino acids, aromatic, diols, flavor, aromas, ketones, organic acids and phenols	CP-Chirasil-Dex CB, CP-Cyclodextrin- β -2,3,6-M-19
	Amino acids, optical isomers	CP-Chirasil-Dex CB, CP-Cyclodextrin- β -2,3,6-M-19
Foods, Flavors and Fragrances	FAME up to C ₂₆ , cis, trans, fast resolution FAME	Select FAME
	Best separation for cis, trans FAME analyses up to 260 °C	HP-88, CP-Sil 88 for FAME
	Volatiles	CP-Carbowax 400 for Volatiles in Alcohol
	Unsaturated triglycerides	CP-TAP CB for Triglycerides
	Flavors, aromas, free fatty acids C ₁ -C ₂₆	DB-WAX, HP-WAX, CP-FFAP CB
	Glycols, diols, alcohols	CP-Wax 57 CB for Glycols and Alcohols, DB-WAX
Life Sciences	Blood alcohol analysis	DB-ALC1 and DB-ALC2
	Drugs of abuse confirmation	DB-5ms EVDX
	USP solvents, common solvents	DB-624, VF-624ms
	Drugs of abuse confirmation	DB-35ms Ultra Inert, VF-DA
Pesticides	Organochlorine pesticides and PCBs	DB-35ms Ultra Inert, DB-17ms, DB-XLB
	Chlorinated pesticides and PCBs	DB-608
	Trace levels of pesticides in food and environmental samples	DB-35ms Ultra Inert, DB-XLB, VF-1701 Pesticides, DB-1701P
	Chlorinated, nitrogen, phosphorus pesticides	CP-Sil 8 CB for Pesticides, DB-35ms Ultra Inert, DB-5ms Ultra Inert
	Chlorinated, nitrogen, phosphorus pesticides, trace level DDT and Endrin	CP-Sil 19 CB for Pesticides, DB-35ms, DB-XLB

(Continued)

Application	Specific Application	Agilent Phase
Polycyclic Aromatic Hydrocarbons	EU regulated PAHs	DB-EUPAH
	PAHs in environmental and food samples	Select PAH
	C ₅ -C ₈₀ , PAH and polar compounds	CP-Sil PAH CB UltiMetal
	EU and EPA regulated PAHs	VF-17ms for PAH
Petroleum	Simulated distillation using ASTM Method D2887	DB-2887
	C ₅ -C ₁₂₀ simulated distillation	DB-HT SimDis, CP-SimDist UltiMetal
	PONA and PIANO analysis	HP-PONA, DB-Petro, CP-Sil PONA CB
	ASTM D5134	CP-Sil PONA for ASTM D5134
	C ₁ -C ₁₀ hydrocarbons	Select Al ₂ O ₃ MAPD, Alumina PLOT family
	C ₁ -C ₆ alcohols, aromatic C ₆ -C ₁₀	CP-TCEP for Alcohols in Gasoline
	Sulfur impurities in propylene streams	Select Low Sulfur
	Polar and non-polar volatile compounds, especially chlorosilanes with different substituents such as alkyl groups, or groups with ether, hydroxy and nitrile bonds	Select Silanes
	C ₁ -C ₆ amines, alcohols, NH ₃ , water, solvents, ethanol amines	CP-Volamine
	C ₃ -C ₂₀ amines, alkanol amines	CP-Sil 8 CB for Amines
	C ₃ -C ₈ amines and diamines	CP-Wax for Volatile Amines and Diamines
	C ₄ -C ₁₀ amines, diamines and aromatic amines	CP-Wax 51 for Amines
	Oxygenates in C ₁ -C ₁₀ hydrocarbons	CP-Lowox, GS-OxyPLOT
	C ₁ -C ₁₀ hydrocarbons	GS-OxyPLOT
	Methanol, formaldehyde and formic acid in water	CP-Sil 5 CB for Formaldehyde
	C ₁ -C ₁₂ hydrocarbons	CP-Squalane
	Volatile oxygenates and halogenated hydrocarbons	CP-Propox
	Semivolatiles	Polychlorinated dibenzodioxins (PCDDs) and dibenzofurans (PCDFs)
Dioxins and dibenzo furan		CP-Sil 88 for Dioxins, DB-Dioxin
EPA Semivolatiles Methods 625, 1625, 8270 and CLP protocols		DB-5ms Ultra Inert, DB-5.625, HP-5ms Semivolatiles
PCB, detailed analysis		CP-Sil 5/C18 CB for PCB
PCB		CP-Sil 8 CB for PCB, DB-XLB


(Continued)

Application	Specific Application	Agilent Phase
Volatiles	EPA Methods 502.2, 524.2 and 8260	DB-VRX
	Volatile priority pollutants and residual solvents	DB-624, VF-624ms
	Halogenated hydrocarbons and solvents	CP-Select 624 CB
	EPA Methods 502.2, 524.2 and 8260	HP-VOC
	EPA Method 502.2	DB-502.2
	MTBE in soil and water	DB-MTBE
	Oxygenates and solvents	CP-Select CB for MTBE
	Total petroleum hydrocarbons (TPHs), soil analysis, and LUFT	DB-TPH
	C ₅ -C ₄₀ hydrocarbons	Select Mineral Oil
Metal	High temperature analysis and process applications	UltiMetal and DB-ProSteel
Non-Bonded	Amino acid derivatives, essential oils	HP-101
	Drugs, glycols, pesticides, steroids	HP-17
	Amines, basic compounds	CAM
	Alcohols, free acids, essential oils, ethers, glycols, solvents	Carbowax 20M and HP-20M
	Generic	SE-30 and SE-54



Tips & Tools

Search the ScanView database to find almost 2000 GC applications and standard methods of all types, old and new. Get your free copy of ScanView at www.agilent.com/chem/scanview



EPA Method

Drinking Water			
EPA Method	Application	Recommended Column	Part No.
501, 501.3	Measurement of trihalomethanes in drinking water by GC/MS and selected ion monitoring	DB-VRX, 30 m x 0.25 mm, 1.40 µm	122-1534
		DB-624, 30 m x 0.25 mm, 1.40 µm	122-1334
		VF-624ms, 30 m x 0.25 mm, 1.40 µm	CP9102
502.2	Volatile organic compounds in water by purge and trap capillary column GC with photoionization and electrolytic conductivity detectors in series	DB-VRX, 60 m x 0.25 mm, 1.40 µm	122-1564
		DB-624, 60 m x 0.25 mm, 1.40 µm	122-1364
		VF-624ms, 60 m x 0.25 mm, 1.40 µm	CP9103
		VF-624ms, 30 m x 0.25 mm, 1.40 µm	CP9102
503.1	Volatile aromatic and unsaturated organic compounds in water by purge and trap gas chromatography	DB-VRX, 30 m x 0.25 mm, 1.40 µm	122-1534
		DB-624, 30 m x 0.25 mm, 1.40 µm	122-1334
504.1	1,2-Dibromoethane (EDB) and 1,2-dibromo-3-chloropropane (DB CP), GC, microextraction	DB-VRX, 30 m x 0.25 mm, 1.40 µm	122-1534
		DB-624, 30 m x 0.25 mm, 1.40 µm	122-1334
		VF-1ms, 30 m x 0.32 mm, 1.00 µm	CP8926
		VF-1701ms, 30 m x 0.32 mm, 1.00 µm	CP9163
505	Analysis of organohalide pesticides and commercial polychlorinated biphenyl (PCB) products in water by microextraction and GC	DB-XLB, 30 m x 0.25 mm, 0.50 µm	122-1236
		VF-1ms, 30 m x 0.32 mm, 1.00 µm	CP8926
		VF-17ms, 30 m x 0.32 mm, 0.50 µm	CP8991
506	Determination of phthalate and adipate esters in drinking water by liquid-liquid extraction or liquid-solid extraction and GC with photoionization detection	DB-5ms, 30 m x 0.25 mm, 0.25 µm	122-5532
		VF-5ms, 30 m x 0.32 mm, 0.25 µm	CP8955
		VF-1ms, 30 m x 0.32 mm, 0.25 µm	CP8924
507	Determination of nitrogen and phosphorus-containing pesticides in water by GC with a nitrogen-phosphorus detector	DB-35ms, 30 m x 0.25 mm, 0.25 µm	122-3832
		DB-5ms, 30 m x 0.25 mm, 0.25 µm	122-5532
		VF-5 Pesticides, 30 m x 0.25 mm, 0.25 µm	CP9074
		VF-1701 Pesticides, 30 m x 0.25 mm, 0.25 µm	CP9070
508	Determination of chlorinated pesticides in water by GC with an electron capture detector	DB-35ms Ultra Inert, 30 m x 0.32 mm, 0.25 µm	123-3832UI
		DB-XLB, 30 m x 0.32 mm, 0.50 µm	123-1236
		DB-608, 30 m x 0.32 mm, 0.50 µm	123-1730
		VF-5 Pesticides, 30 m x 0.25 mm, 0.25 µm	CP9074
		VF-1701 Pesticides, 30 m x 0.25 mm, 0.25 µm	CP9070
508.1	Determination of chlorinated pesticides, herbicides, and organohalides by liquid-solid extraction and electron capture GC	DB-35ms Ultra Inert, 30 m x 0.32 mm, 0.25 µm	123-3832UI
		DB-XLB, 30 m x 0.32 mm, 0.50 µm	123-1236
		VF-5 Pesticides, 30 m x 0.25 mm, 0.25 µm	CP9074

(Continued)

Drinking Water			
EPA Method	Application	Recommended Column	Part No.
515	Determination of chlorinated herbicides in drinking water	DB-35ms Ultra Inert, 30 m x 0.32 mm, 0.25 µm	123-3832UI
		DB-5ms Ultra Inert, 30 m x 0.25 mm, 0.25 µm	122-5532UI
		HP-5ms Ultra Inert, 30 m x 0.25 mm, 0.25 µm	19091S-433UI
		DB-1701, 30 m x 0.25 mm, 0.25 µm	122-0732
515.3	Determination of chlorinated acids in drinking water by liquid-liquid extraction, derivatization and GC with electron capture detection	DB-5ms Ultra Inert, 30 m x 0.25 mm, 0.25 µm	122-5532UI
		HP-5ms Ultra Inert, 30 m x 0.25 mm, 0.25 µm	19091S-433UI
		DB-1701, 30 m x 0.25 mm, 0.25 µm	122-0732
		VF-1701ms, 30 m x 0.25 mm, 0.25 µm	CP9151
		VF-5ms, 30 m x 0.25 mm, 0.25 µm	CP8944
515.4	Determination of chlorinated acids in drinking water by liquid-liquid microextraction, derivatization, and fast GC with electron capture detection	DB-5ms Ultra Inert, 20 m x 0.18 mm, 0.18 µm	121-5522UI
		HP-5ms Ultra Inert, 20 m x 0.18 mm, 0.18 µm	19091S-577UI
		DB-1701, 20 m x 0.18 mm, 0.18 µm	121-0722
		VF-1701ms, 30 m x 0.25 mm, 0.25 µm	CP9151
		VF-5ms, 30 m x 0.25 mm, 0.25 µm	CP8944
521	Determination of nitrosamines in drinking water by solid phase extraction and capillary column gas chromatography with large volume injection and chemical ionization tandem mass spectrometry (MS/MS)	DB-5ms Ultra Inert, 30 m x 0.25 mm, 1.00 µm	122-5533UI
		HP-5ms Ultra Inert, 30 m x 0.25 mm, 1.00 µm	19091S-233UI
		VF-5ms, 30 m x 0.25 mm, 1.00 µm	CP8946
524.2	Measurement of purgeable organic compounds in water by capillary GC/MS	DB-VRX, 60 m x 0.25 mm, 1.40 µm	122-1564
		DB-624, 60 m x 0.25 mm, 1.40 µm	122-1364
		HP-VOC, 60 m x 0.20 mm, 1.10 µm	19091R-306
		DB-VRX, 20 m x 0.18 mm, 1.00 µm	121-1524
		DB-624, 20 m x 0.18 mm, 1.00 µm	121-1324
		VF-624ms, 30 m x 0.25 mm, 1.40 µm	CP9102
		VF-624ms, 60 m x 0.25 mm, 1.40 µm	CP9103
		VF-5ms, 30 m x 0.32 mm, 1.00 µm	CP8957
525, 525.2	Determination of organic compounds in drinking water by liquid-solid extraction and capillary column GC/MS	HP-5ms, 30 m x 0.25 mm, 0.50 µm	19091S-133
		VF-5 Pesticides, 30 m x 0.25 mm, 0.25 µm	CP9074
526	Determination of selected semivolatile organic compounds in drinking water by solid phase extraction and capillary column GC/MS	DB-5ms, 30 m x 0.25 mm, 0.25 µm	122-5532
		HP-5ms, 30 m x 0.25 mm, 0.25 µm	19091S-433
		VF-5ms, 30 m x 0.25 mm, 0.25 µm	CP8944
527	Determination of selected pesticides and flame retardants in drinking water by solid phase extraction and capillary column GC/MS	DB-5ms, 30 m x 0.25 mm, 0.25 µm	122-5532
		HP-5ms, 30 m x 0.25 mm, 0.25 µm	19091S-433
		VF-5ms, 30 m x 0.25 mm, 0.25 µm	CP8944

(Continued)

Drinking Water			
EPA Method	Application	Recommended Column	Part No.
528	Determination of phenols in drinking water by solid phase extraction and capillary column GC/MS	DB-5ms, 30 m x 0.25 mm, 0.25 µm	122-5532
		DB-XLB, 30 m x 0.25 mm, 0.25 µm	122-1232
		VF-5ms, 30 m x 0.25 mm, 0.25 µm	CP8944
529	Determination of explosives and related compounds in drinking water by solid phase extraction and capillary column GC/MS	DB-5ms Ultra Inert, 15 m x 0.25 mm, 0.25 µm	122-5512UI
		HP-5ms Ultra Inert, 15 m x 0.25 mm, 0.25 µm	19091S-431UI
		VF-5ms, 15 m x 0.25 mm, 0.25 µm	CP8939
551	Determination of chlorination disinfection byproducts and chlorinated solvents in drinking water by liquid-liquid extraction and gas chromatography with electron-capture detection	DB-5ms, 30 m x 0.25 mm, 1.00 µm	122-5533
		DB-1, 30 m x 0.25 mm, 1.00 µm	122-1033
		DB-210, 30 m x 0.25 mm, 0.50 µm	122-0233
		VF-1301ms, 30 m x 0.25 mm, 1.00 µm	CP9054
551.1	Determination of chlorination disinfection byproducts, chlorinated solvents, and halogenated pesticides/herbicides in drinking water by liquid-liquid extraction and GC with electron-capture detection	DB-5ms, 30 m x 0.25 mm, 1.00 µm	122-5533
		DB-1, 30 m x 0.25 mm, 1.00 µm	122-1033
		DB-1301, 30 m x 0.25 mm, 1.00 µm	122-1333
		VF-1ms, 30 m x 0.25 mm, 1.00 µm	CP8913
		VF-1301ms, 30 m x 0.25 mm, 1.00 µm	CP9054
552	Determination of haloacetic acids in drinking water by liquid-liquid extraction, derivatization, and gas chromatography with electron-capture detection	DB-35ms Ultra Inert, 30 m x 0.32 mm, 0.25 µm	123-3832UI
		DB-XLB, 30 m x 0.32 mm, 0.50 µm	123-1236
		DB-1701, 30 m x 0.25 mm, 0.25 µm	122-0732
		DB-5ms Ultra Inert, 30 m x 0.25 mm, 0.25 µm	122-5532UI
		HP-5ms Ultra Inert, 30 m x 0.25 mm, 0.25 µm	19091S-433UI
		VF-5ms, 30 m x 0.25 mm, 0.25 µm	CP8944
552.1	Determination of haloacetic acids and dalapon in drinking water by ion-exchange liquid-solid extraction and gas chromatography with an electron-capture detector	DB-35ms Ultra Inert, 30 m x 0.32 mm, 0.25 µm	123-3832UI
		DB-XLB, 30 m x 0.32 mm, 0.50 µm	123-1236

(Continued)

Drinking Water

EPA Method	Application	Recommended Column	Part No.
552.2	Determination of haloacetic acids and dalapon in drinking water by liquid-liquid extraction, derivatization GC with electron capture detection	DB-35ms Ultra Inert, 30 m x 0.32 mm, 0.25 μ m	123-3832UI
		DB-XLB, 30 m x 0.32 mm, 0.50 μ m	123-1236
		VF-1701ms, 30 m x 0.25 mm, 0.25 μ m	CP9151
		VF-5ms, 30 m x 0.25 mm, 0.25 μ m	CP8944
552.3	Determination of haloacetic acids and dalapon in drinking water by liquid-liquid microextraction, derivatization, and GC with electron capture detection	DB-5ms, 30 m x 0.25 mm, 0.25 μ m	122-5532
		DB-1701, 30 m x 0.25 mm, 0.25 μ m	122-0732
		VF-1701ms, 30 m x 0.25 mm, 0.25 μ m	CP9151
		VF-5ms, 30 m x 0.25 mm, 0.25 μ m	CP8944
556	Determination of carbonyl compounds in drinking water by pentafluorobenzylhydroxylamine derivatization and capillary GC with electron capture detection	DB-5ms, 30 m x 0.25 mm, 0.25 μ m	122-5532
		DB-1701, 30 m x 0.25 mm, 0.25 μ m	122-0732
		VF-1701ms, 30 m x 0.25 mm, 0.25 μ m	CP9151
		VF-5ms, 30 m x 0.25 mm, 0.25 μ m	CP8944

Waste Water			
EPA Method	Application	Column	Part No.
601	Purgeable halocarbons	DB-VRX, 60 m x 0.25 mm, 1.40 µm	122-1564
		DB-624, 75 m x 0.45 mm, 2.55 µm	124-1374
		DB-624, 60 m x 0.25 mm, 1.40 µm	122-1364
		VF-624ms, 75 m x 0.53 mm, 3.00 µm	CP9108
		VF-624ms, 60 m x 0.32 mm, 1.80 µm	CP9105
		VF-624ms, 60 m x 0.25 mm, 1.40 µm	CP9103
602	Purgeable aromatics	DB-624, 75 m x 0.53 mm, 3.00 µm	125-1374
		DB-624, 30 m x 0.25 mm, 1.40 µm	122-1334
		DB-VRX, 30 m x 0.25 mm, 1.40 µm	122-1534
		VF-624ms, 75 m x 0.53 mm, 3.00 µm	CP9108
		VF-624ms, 60 m x 0.25 mm, 1.40 µm	CP9103
		VF-624ms, 30 m x 0.25 mm, 1.40 µm	CP9102
603	Acrolein and acrylonitrile	DB-624, 30 m x 0.25 mm, 1.40 µm	122-1334
		DB-VRX, 30 m x 0.25 mm, 1.40 µm	122-1534
		VF-WAXms, 30 m x 0.25 mm, 1.00 µm	CP9206
		VF-624ms, 30 m x 0.25 mm, 1.40 µm	CP9102
604	Phenols	DB-5ms Ultra Inert, 30 m x 0.25 mm, 0.25 µm	122-5532UI
		DB-XLB, 30 m x 0.25 mm, 0.25 µm	122-1232
		VF-624ms, 60 m x 0.32 mm, 1.80 µm	CP9105
		VF-624ms, 60 m x 0.25 mm, 1.40 µm	CP9103
605	Benzidines	DB-5ms Ultra Inert, 30 m x 0.25 mm, 0.25 µm	122-5532UI
		DB-608, 30 m x 0.25 mm, 0.25 µm	122-6832
606	Phthalate esters	DB-5ms Ultra Inert, 30 m x 0.25 mm, 0.25 µm	122-5532UI
		DB-608, 30 m x 0.25 mm, 0.25 µm	122-6832
		VF-5ms, 30 m x 0.25 mm, 0.25 µm	CP8944
607	Nitrosamines	DB-5ms Ultra Inert, 30 m x 0.25 mm, 0.25 µm	122-5532UI
		CP-Sil 8 CB for Amines, 30 m x 0.32 mm, 1.00 µm	CP7596
608	Organochlorine pesticides and PCBs	DB-35ms Ultra Inert, 30 m x 0.32 mm, 0.25 µm	123-3832UI
		DB-XLB, 30 m x 0.32 mm, 0.50 µm	123-1236
		DB-17ms, 30 m x 0.32 mm, 0.25 µm	123-4732
		VF-5 Pesticides, 30 m x 0.25 mm, 0.25 µm	CP9074
		VF-1701 Pesticides, 30 m x 0.25 mm, 0.25 µm	CP9070
		VF-17ms, 30 m x 0.25 mm, 0.25 µm	CP8982

(Continued)

Waste Water			
EPA Method	Application	Column	Part No.
609	Nitroaromatics and isophorone	HP-5ms, 30 m x 0.25 mm, 0.50 µm	19091S-133
		DB-5ms, 30 m x 0.25 mm, 0.50 µm	122-5536
		DB-608, 30 m x 0.25 mm, 0.25 µm	122-6832
		VF-5ms, 30 m x 0.53 mm, 1.50 µm	CP8976
		VF-5ms, 30 m x 0.25 mm, 0.50 µm	CP8945
610	Polynuclear aromatic hydrocarbons	DB-5ms Ultra Inert, 30 m x 0.25 mm, 0.25 µm	122-5532UI
		DB-5ms, 30 m x 0.32 mm, 0.25 µm	123-5532
		DB-17ms, 30 m x 0.25 mm, 0.25 µm	122-4732
		VF-17ms, 30 m x 0.25 mm, 0.25 µm	CP8982
		VF-5ms, 30 m x 0.25 mm, 0.25 µm	CP8944
611	Haloethers	VF-5ms, 30 m x 0.53 mm, 1.50 µm	CP8976
		VF-5ms, 30 m x 0.25 mm, 0.50 µm	CP8945
612	Chlorinated hydrocarbons	DB-5ms, 30 m x 0.32 mm, 0.50 µm	123-5536
		HP-5ms, 30 m x 0.32 mm, 0.50 µm	19091S-113
		DB-1, 30 m x 0.32 mm, 0.50 µm	123-103E
		VF-5ms, 30 m x 0.25 mm, 0.10 µm	CP8943
		VF-35ms, 30 m x 0.25 mm, 0.25 µm	CP8877
		VF-200ms, 30 m x 0.25 mm, 1.00 µm	CP8860
613	2,3,7,8-Tetrachlorodibenzo-p-dioxin	DB-5ms Ultra Inert, 60 m x 0.25 mm, 0.25 µm	122-5562UI
		CP-Sil 88 for Dioxins, 50 m x 0.25 mm, 0.20 µm	CP7588
		VF-5ms, 60 m x 0.25 mm, 0.10 µm	CP8948
614	The determination of organophosphorus pesticides in municipal and industrial wastewater	DB-35ms, 30 m x 0.25 mm, 0.25 µm	122-3832
		DB-5ms Ultra Inert, 30 m x 0.25 mm, 0.25 µm	122-5532UI
615	Chlorinated herbicides	DB-35ms Ultra Inert, 30 m x 0.32 mm, 0.25 µm	123-3832UI
		VF-1701 Pesticides, 30 m x 0.25 mm, 0.25 µm	CP9070
		VF-5 Pesticides, 30 m x 0.25 mm, 0.25 µm	CP9074
619	Triazine pesticides	DB-35ms Ultra Inert, 30 m x 0.25 mm, 0.25 µm	122-3832UI
		DB-5ms Ultra Inert, 30 m x 0.25 mm, 0.25 µm	122-5532UI
		VF-17ms, 30 m x 0.25 mm, 0.50 µm	CP8983
		VF-5ms, 30 m x 0.25 mm, 0.25 µm	CP8944
622	The determination of organophosphorus pesticides in municipal and industrial wastewater	DB-35ms Ultra Inert, 30 m x 0.25 mm, 0.25 µm	122-3832UI
		DB-5ms Ultra Inert, 30 m x 0.25 mm, 0.25 µm	122-5532UI

(Continued)


Waste Water

EPA Method	Application	Column	Part No.
624	Purgeables	DB-VRX, 60 m x 0.25 mm, 1.40 μ m	122-1564
		DB-624, 60 m x 0.25 mm, 1.40 μ m	122-1364
		HP-VOC, 60 m x 0.20 mm, 1.10 μ m	19091R-306
		DB-VRX, 20 m x 0.18 mm, 1.00 μ m	121-1524
		DB-624, 20 m x 0.18 mm, 1.00 μ m	121-1324
		VF-624ms, 75 m x 0.53 mm, 3.00 μ m	CP9108
		VF-624ms, 60 m x 0.32 mm, 1.80 μ m	CP9105
		VF-624ms, 60 m x 0.25 mm, 1.40 μ m	CP9103
625	Base/neutral and acids	HP-5ms Ultra Inert, 30 m x 0.25 mm, 0.50 μ m	19091S-133UI
		VF-5 Pesticides, 30 m x 0.25 mm, 0.25 μ m	CP9074
		VF-1701 Pesticides, 30 m x 0.25 mm, 0.25 μ m	CP9070
		VF-200ms, 30 m x 0.25 mm, 0.25 μ m	CP8858
1613	Tetra- through octa-chlorinated dioxins and furans by isotope dilution HRGC/HRMS	DB-5ms Ultra Inert, 60 m x 0.25 mm, 0.25 μ m	122-5562UI
		CP-Sil 88 for Dioxins, 50 m x 0.25 mm, 0.20 μ m	CP7588
		VF-5ms, 60 m x 0.25 mm, 0.25 μ m	CP8960
1624	Volatile organic compounds by isotope dilution GC/MS	DB-624, 60 m x 0.25 mm, 1.40 μ m	122-1364
		VF-624ms, 60 m x 0.25 mm, 1.40 μ m	CP9103
1625	Semivolatile organic compounds by isotope dilution GC/MS	DB-5ms Ultra Inert, 30 m x 0.25 mm, 0.25 μ m	122-5532UI
		HP-5ms Ultra Inert, 30 m x 0.25 mm, 0.25 μ m	19091S-433UI
		VF-5ms, 30 m x 0.25 mm, 0.25 μ m	CP8944
8021	Volatile halogenated & aromatic organic compounds	DB-VRX, 60 m x 0.25 mm, 1.40 μ m	122-1564
		DB-624, 60 m x 0.25 mm, 1.40 μ m	122-1364



Tips & Tools

Get fast and easy GC pressure and flow calculations at your fingertips with Agilent's GC Calculator Application – www.agilent.com/chem/gcapp



Solid Waste			
EPA Method	Application	Column	Part No.
8010	Volatile halogenated organic compounds list by EPA method 8021	DB-VRX, 60 m x 0.25 mm, 1.40 µm	122-1564
		DB-624, 60 m x 0.25 mm, 1.40 µm	122-1364
8011	1,2-Dibromoethane and 1,2-dibromo-3-chloropropane by microextraction and GC	DB-624, 30 m x 0.25 mm, 1.40 µm	122-1334
		DB-VRX, 30 m x 0.25 mm, 1.40 µm	122-1534
		VF-1ms, 30 m x 0.32 mm, 0.25 µm	CP8924
8015	Nonhalogenated organics by GC	DB-624, 30 m x 0.25 mm, 1.40 µm	122-1334
		DB-VRX, 30 m x 0.25 mm, 1.40 µm	122-1534
8015c	Nonhalogenated organics by GC	DB-WAX, 30 m x 0.25 mm, 0.50 µm	122-7033
		DB-5, 30 m x 0.25 mm, 1.00 µm	122-5033
		HP-5, 30 m x 0.25 mm, 1.00 µm	19091J-233
		VF-WAXms, 30 m x 0.53 mm, 1.00 µm	CP9215
		CP-Sil 8 CB, 30 m x 0.53 mm, 1.50 µm	CP8736
8020	Volatile aromatic organic compounds list by EPA method 8021	DB-624, 30 m x 0.25 mm, 1.40 µm	122-1334
		DB-VRX, 30 m x 0.25 mm, 1.40 µm	122-1534
8021, CLP Volamines	Volatile halogenated & aromatic organic compounds	DB-VRX, 60 m x 0.25 mm, 1.40 µm	122-1564
		DB-624, 60 m x 0.25 mm, 1.40 µm	122-1364
8021b	Aromatic and halogenated volatiles by GC	VF-624ms, 60 m x 0.53 mm, 3.00 µm	CP9107
		VF-624ms, 60 m x 0.25 mm, 1.40 µm	CP9103
8031	Acrylonitrile by GC	DB-624, 30 m x 0.25 mm, 1.40 µm	122-1334
		DB-VRX, 30 m x 0.25 mm, 1.40 µm	122-1534
		PoraBOND Q, 25 m x 0.53 mm, 10.00 µm	CP7354
8032	Acrylamide by GC	CP-Wax 58 FFAP CB, 25 m x 0.53 mm, 2.00 µm	CP7654
8033	Acetonitrile by GC with nitrogen-phosphorus detection	DB-WAX, 15 m x 0.25 mm, 0.50 µm	122-7013
		HP-INNOWax, 15 m x 0.25 mm, 0.50 µm	19091N-231
		VF-WAXms, 15 m x 0.53 mm, 1.00 µm	CP9226
8040, 8041, 8041a	Phenols by gas chromatography	DB-5ms, 30 m x 0.25 mm, 0.25 µm	122-5532
		DB-XLB, 30 m x 0.25 mm, 0.25 µm	122-1232
		VF-5ms, 30 m x 0.53 mm, 1.50 µm	CP8976
		VF-1701ms, 30 m x 0.53 mm, 1.00 µm	CP9171
		VF-17ms, 30 m x 0.53 mm, 1.00 µm	CP9001
8060	Phthalate esters	DB-5ms, 30 m x 0.25 mm, 0.25 µm	122-5532
		DB-608, 30 m x 0.25 mm, 0.25 µm	122-6832
8061	Phthalate esters by GC with electron capture detection (GC/ECD)	DB-5ms, 30 m x 0.25 mm, 0.25 µm	122-5532
		DB-608, 30 m x 0.25 mm, 0.25 µm	122-6832
		VF-5ms, 30 m x 0.53 mm, 1.50 µm	CP8976
		VF-1701ms, 30 m x 0.53 mm, 1.00 µm	CP9171
8070, 8070a	Nitrosamines by gas chromatography	DB-5ms, 30 m x 0.25 mm, 0.25 µm	122-5532
		CP-Sil 8 CB for Amines, 30 m x 0.53 mm, 1.00 µm	CP7597
		VF-17ms, 30 m x 0.53 mm, 1.50 µm	CP9002

(Continued)

Solid Waste			
EPA Method	Application	Column	Part No.
8081, 8081a	Organochlorine pesticides by gas chromatography	DB-35ms, 30 m x 0.32 mm, 0.25 μ m	123-3832
		DB-XLB, 30 m x 0.32 mm, 0.50 μ m	123-1236
		VF-5ms, 30 m x 0.25 mm, 1.00 μ m	CP8946
		VF-35ms, 30 m x 0.25 mm, 1.00 μ m	CP8879
		VF-35ms, 30 m x 0.53 mm, 0.50 μ m	CP8887
		VF-1701ms, 30 m x 0.53 mm, 1.00 μ m	CP9171
		VF-5ms, 30 m x 0.53 mm, 1.50 μ m	CP8976
8082, CLP Pesticides, 8082a	Polychlorinated biphenyls (PCBs) by gas chromatography	DB-35ms, 30 m x 0.32 mm, 0.25 μ m	123-3832
		DB-XLB, 30 m x 0.32 mm, 0.50 μ m	123-1236
		VF-5ms, 30 m x 0.25 mm, 1.00 μ m	CP8946
		VF-35ms, 30 m x 0.25 mm, 1.00 μ m	CP8879
		VF-35ms, 30 m x 0.53 mm, 0.50 μ m	CP8887
		VF-1701ms, 30 m x 0.53 mm, 1.00 μ m	CP9171
		VF-5ms, 30 m x 0.53 mm, 1.50 μ m	CP8976
8090	Nitroaromatics and isophorone	DB-5ms, 30 m x 0.25 mm, 1.00 μ m	122-5533
		DB-608, 30 m x 0.25 mm, 0.25 μ m	122-6832
		HP-5ms, 30 m x 0.25 mm, 0.50 μ m	19091S-133
8091	Nitroaromatics and cyclic ketones by GC	VF-5ms, 30 m x 0.53 mm, 1.50 μ m	CP8976
		VF-1701ms, 30 m x 0.53 mm, 1.00 μ m	CP9171
8095	Explosives by GC	DB-225, 15 m x 0.53 mm, 1.00 μ m	125-2212
		HP-5, 15 m x 0.53 mm, 1.50 μ m	19095J-321
		DB-5, 15 m x 0.53 mm, 1.50 μ m	125-5012
		VF-5ms, 15 m x 0.53 mm, 1.50 μ m	CP8973
		VF-1ms, 15 m x 0.53 mm, 1.50 μ m	CP8967
		VF-200ms, 15 m x 0.53 mm, 1.00 μ m	CP8866
8100	Polynuclear aromatic hydrocarbons	DB-5ms, 30 m x 0.25 mm, 0.25 μ m	122-5532
		DB-5ms, 30 m x 0.32 mm, 0.25 μ m	123-5532
		DB-1ms, 30 m x 0.25 mm, 0.25 μ m	122-0132
		DB-17ms, 30 m x 0.25 mm, 0.25 μ m	122-4732
		VF-5ms, 30 m x 0.25 mm, 0.25 μ m	CP8944
8111	Haloethers by GC	DB-5ms, 30 m x 0.25 mm, 1.00 μ m	122-5533
		HP-5ms, 30 m x 0.25 mm, 0.50 μ m	19091S-133
		DB-1701, 30 m x 0.25 mm, 1.00 μ m	122-0733
		VF-5ms, 15 m x 0.53 mm, 1.50 μ m	CP8973
		VF-1701ms, 30 m x 0.53 mm, 1.00 μ m	CP9171

(Continued)

Solid Waste			
EPA Method	Application	Column	Part No.
8120	Chlorinated hydrocarbons by gas chromatography	DB-5ms, 30 m x 0.32 mm, 0.50 µm	123-5536
		HP-5ms, 30 m x 0.32 mm, 0.50 µm	19091S-113
		DB-1, 30 m x 0.32 mm, 0.50 µm	123-103E
8121	Chlorinated hydrocarbons by GC: capillary column technique	DB-5ms, 30 m x 0.32 mm, 0.50 µm	123-5536
		HP-5ms, 30 m x 0.32 mm, 0.50 µm	19091S-113
		DB-1, 30 m x 0.32 mm, 0.50 µm	123-103E
		VF-200ms, 30 m x 0.53 mm, 1.00 µm	CP8868
		VF-WAXms, 30 m x 0.53 mm, 1.00 µm	CP9215
		VF-5ms, 30 m x 0.53 mm, 1.50 µm	CP8976
		VF-1701ms, 30 m x 0.53 mm, 1.00 µm	CP9171
8131	Aniline and selected derivatives by GC	DB-5ms Ultra Inert, 30 m x 0.25 mm, 1.00 µm	122-5533UI
		HP-5ms Ultra Inert, 30 m x 0.25 mm, 0.50 µm	19091S-133UI
		VF-5ms, 30 m x 0.25 mm, 0.25 µm	CP8944
		CP-Sil 8 CB for Amines, 30 m x 0.25 mm, 0.25 µm	CP7598
8140	Organophosphorus pesticides by GC-NPD	DB-35ms, 30 m x 0.25 mm, 0.25 µm	122-3832
		DB-5ms, 30 m x 0.25 mm, 0.25 µm	122-5532
		VF-5ms, 30 m x 0.25 mm, 0.25 µm	CP8944
8141a, 8141b	Organophosphorus compounds by gas chromatography: capillary column technique	DB-35ms, 30 m x 0.25 mm, 0.25 µm	122-3832
		DB-5ms, 30 m x 0.25 mm, 0.25 µm	122-5532
		VF-200ms, 30 m x 0.53 mm, 1.00 µm	CP8868
		VF-35ms, 30 m x 0.53 mm, 1.00 µm	CP8888
		VF-5ms, 30 m x 0.53 mm, 1.00 µm	CP8975
		VF-1ms, 30 m x 0.53 mm, 1.00 µm	CP8969
8150	Chlorinated herbicides	DB-35ms, 30 m x 0.32 mm, 0.25 µm	123-3832
8151, 8151b	Chlorinated herbicides by GC using methylation or pentafluorobenzoylation derivatization: capillary column technique	DB-35ms Ultra Inert, 30 m x 0.32 mm, 0.25 µm	123-3832UI
		DB-5ms Ultra Inert, 30 m x 0.32 mm, 0.25 µm	123-5532UI
		HP-5ms Ultra Inert, 30 m x 0.32 mm, 0.25 µm	19091S-413UI
		VF-5 Pesticides, 30 m x 0.25 mm, 0.25 µm	CP9074
		VF-5ms, 30 m x 0.32 mm, 1.00 µm	CP8957
		VF-35ms, 30 m x 0.25 mm, 0.25 µm	CP8877
		VF-1701 Pesticides, 30 m x 0.25 mm, 0.25 µm	CP9070
		VF-35ms, 30 m x 0.53 mm, 1.00 µm	CP8888
8240	Volatile chlorinated and aromatic hydrocarbons	DB-VRX, 20 m x 0.18 mm, 1.00 µm	121-1524
		DB-624, 20 m x 0.18 mm, 1.00 µm	121-1324
		DB-VRX, 60 m x 0.25 mm, 1.40 µm	122-1564
		DB-624, 60 m x 0.25 mm, 1.40 µm	122-1364
		HP-VOC, 60 m x 0.20 mm, 1.10 µm	19091R-306
		VF-624ms, 60 m x 0.25 mm, 1.40 µm	CP9103

(Continued)

Solid Waste			
EPA Method	Application	Column	Part No.
8260/CLP-VOCs	Volatile organic compounds by gas chromatography/mass spectroscopy (GC/MS): capillary column technique method	DB-VRX, 60 m x 0.25 mm, 1.40 µm	122-1564
		DB-624, 60 m x 0.25 mm, 1.40 µm	122-1364
		DB-VRX, 20 m x 0.18 mm, 1.00 µm	121-1524
		DB-624, 20 m x 0.18 mm, 1.00 µm	121-1324
8260b	Volatile organic compounds by GC/MS	DB-VRX, 60 m x 0.25 mm, 1.40 µm	122-1564
		DB-624, 60 m x 0.25 mm, 1.40 µm	122-1364
		DB-VRX, 20 m x 0.18 mm, 1.00 µm	121-1524
		DB-624, 20 m x 0.18 mm, 1.00 µm	121-1324
		VF-5ms, 30 m x 0.25 mm, 1.00 µm	CP8946
		VF-624ms, 60 m x 0.32 mm, 1.80 µm	CP9105
8261	Volatile organic compounds by vacuum distillation in combination with GC/MS spectrometry (VD/GC/MS)	DB-VRX, 60 m x 0.25 mm, 1.40 µm	122-1564
		DB-624, 60 m x 0.25 mm, 1.40 µm	122-1364
		DB-VRX, 20 m x 0.18 mm, 1.00 µm	121-1524
		DB-624, 20 m x 0.18 mm, 1.00 µm	121-1324
		VF-624ms, 60 m x 0.25 mm, 1.40 µm	CP9103
8270, 8270d	Semivolatile organic compounds by gas chromatography/mass spectrometry (GC/MS)	DB-8270D, 30 m x 0.25 mm, 0.25 µm	122-9732
		DB-8270D, 20 m x 0.18 mm, 0.36 µm	121-9723
		HP-5ms, 30 m x 0.25 mm, 0.50 µm	19091S-133
		VF-5ms, 30 m x 0.25 mm, 0.25 µm	CP8944
		VF-5ms, 30 m x 0.25 mm, 0.50 µm	CP8945
		VF-5ms, 30 m x 0.25 mm, 1.00 µm	CP8946
8275a	Semivolatile organic compounds (PAHs and PCBs) in soils/sludges and solid wastes using thermal extraction/gas chromatography/mass spectrometry (TE/GC/MS)	DB-5ms, 30 m x 0.25 mm, 1.00 µm	122-5533
		HP-5ms, 30 m x 0.25 mm, 0.50 µm	19091S-133
		VF-5ms, 30 m x 0.25 mm, 0.25 µm	CP8944
		VF-5ms, 30 m x 0.25 mm, 0.50 µm	CP8945
		VF-5ms, 30 m x 0.25 mm, 1.00 µm	CP8946
8280b	Polychlorinated dibenzo-p-dioxins (PCDDs) and polychlorinated dibenzofurans (PCDFs) by high resolution gas chromatography/low resolution mass spectrometry (HRGC/LRMS)	DB-5ms Ultra Inert, 60 m x 0.25 mm, 0.25 µm	122-5562UI
		CP-Sil 8 CB, 30 m x 0.25 mm, 0.25 µm	CP8751
8290b	Polychlorinated dibenzo-p-dioxins (PCDDs) and polychlorinated dibenzofurans (PCDFs) by high resolution gas chromatography/high resolution mass spectrometry (HRGC/HRMS)	DB-5ms Ultra Inert, 60 m x 0.25 mm, 0.25 µm	122-5562UI
		CP-Sil 8 CB, 30 m x 0.25 mm, 0.25 µm	CP8751
		CP-Sil 88 for Dioxins, 50 m x 0.25 mm, 0.20 µm	CP7588
8410	Gas chromatography/Fourier transform infrared (GC/FT-IR) spectrometry for semivolatile organics: capillary column	HP-5ms, 30 m x 0.32 mm, 1.00 µm	19091S-213
		DB-5ms, 30 m x 0.32 mm, 1.00 µm	123-5533
		VF-5ms, 30 m x 0.32 mm, 0.25 µm	CP8955
8430	Analysis of bis(2-chloroethyl) ether and hydrolysis products by direct aqueous injection (GC/FT-IR)	DB-WAX, 30 m x 0.25 mm, 0.50 µm	122-7033
		HP-INNOWax, 30 m x 0.25 mm, 0.50 µm	19091N-233
		VF-WAXms, 30 m x 0.53 mm, 1.00 µm	CP9215


United States Pharmacopoeia (USP) GC Phases

USP	Phase Composition	Agilent Phase Recommendation
G1	Dimethylpolysiloxane oil	HP-1*, DB-1*, HP-1ms*, DB-1ms*, VF-1ms, CP-Sil 5 CB, CP-Sil 5 CB Low Bleed/MS
G2	Dimethylpolysiloxane gum	HP-1*, DB-1*, HP-1ms*, DB-1ms*, VF-1ms, CP-Sil 5 CB, CP-Sil 5 CB Low Bleed/MS, CP-SimDist
G3	50% Phenyl 50% methylpolysiloxane	DB-17*, HP-50+*, VF-17ms, CP-Sil 24 CB, CP-Sil 24 CB Low Bleed/MS
G5	3-cyanopropyl polysiloxane	DB-23, VF-23ms, Select for FAME, CP-Sil 88
G6	Trifluoropropylmethylpolysilicone	DB-200, DB-210, VF-200ms
G7	50% 3-cyanopropyl 50% phenylmethylsilicone	DB-225, DB-225ms, CP-Sil 43 CB
G8	80% Bis(3-cyanopropyl) 20% 3-cyanopropylphenylpolysiloxane or 90% 3-cyanopropyl 10% phenylmethylsiloxane	HP-88, VF-23ms
G14	Polyethylene glycol (average molecular weight of 950-1,050)	DB-WAX, VF-WAXms, CP-Wax 52 CB
G15	Polyethylene glycol (average molecular weight of 3,000-3,700)	DB-WAX, VF-WAXms, CP-Wax 52 CB
G16	Polyethylene glycol (average molecular weight of 15,000)	DB-WAX*, VF-WAXms, CP-Wax 52 CB
G17	75% Phenyl 25% methylpolysiloxane	DB-17, HP-50+, VF-17ms, CP-Sil 24 CB, CP-Sil 24 CB Low Bleed/MS
G19	25% Phenyl 25% cyanopropylmethylsilicone	DB-225*, DB-225ms, CP-Sil 43 CB
G20	Polyethylene glycol (average molecular weight of 380-420)	DB-WAX, VF-WAXms, CP-Wax 52 CB
G25	Polyethylene glycol TPA (Carbowax 20M terephthalic acid)	DB-FFAP*, HP-FFAP*, CP-Wax 58 (FFAP) CB, CP-FFAP CB
G27	5% Phenyl 95% methylpolysiloxane	DB-5*, HP-5*, HP-5ms*, DB-5ms, VF-5ms, VF-5ht, CP-Sil 8 CB, CP-Sil 8 CB Low Bleed/MS
G28	25% Phenyl 75% methylpolysiloxane	DB-35, HP-35, DB-35ms, VF-35ms
G32	20% Phenylmethyl 80% dimethylpolysiloxane	DB-35, HP-35, DB-35ms, VF-35ms
G35	Polyethylene glycol & diepoxide esterified with nitroterephthalic acid	DB-FFAP*, HP-FFAP*, CP-Wax 58 (FFAP) CB, CP-FFAP CB
G36	1% Vinyl 5% phenylmethylpolysiloxane	DB-5, HP-5, HP-5ms, DB-5ms, VF-5ms, VF-5ht, CP-Sil 8 CB, CP-Sil 8 CB Low Bleed/MS
G38	Phase G1 plus a tailing inhibitor	DB-1, HP-1, HP-1ms, DB-1ms, VF-1ms, CP-Sil 5 CB, CP-Sil 5 CB Low Bleed/MS
G39	Polyethylene glycol (average molecular weight of 1,500)	DB-WAX, VF-WAXms, CP-Wax 52 CB
G41	Phenylmethyldimethylsilicone (10% phenyl substituted)	DB-5, HP-5, HP-5ms, DB-5ms, VF-5ms, VF-5ht, CP-Sil 8 CB, CP-Sil 8 CB Low Bleed/MS
G42	35% Phenyl 65% dimethylvinylsiloxane	DB-35*, HP-35*, DB-35ms, VF-35ms
G43	6% Cyanopropylphenyl 94% dimethylpolysiloxane	DB-624*, DB-1301, VF-624ms, VF-1301ms, CP-1301, CP-Select 624 CB
G45	Divinylbenzene-ethylene glycol-dimethacrylate	HP-PLOT U*, CP-PoraBOND U, CP-PoraPLOT U
G46	14% Cyanopropylphenyl 86% methylpolysiloxane	DB-1701*, VF-1701ms, CP-Sil 19 CB, CP-Sil 19 CB Low Bleed/MS

*Indicates an exact equivalent

Tips & Tools

Gain extra confidence to meet high standards with Agilent's solution for the revised USP <467>. Visit www.agilent.com/chem/usp467



ASTM Methods			
Method	Title	Recommended Agilent Column	Part No.
D 1945	Standard Test Method for the Analysis of Natural Gas by GC	HP PLOT, 15 m x 0.53 mm, 50.00 µm	19095P-MS9
		HP PLOT Q, 15 m x 0.53 mm, 40.00 µm	19095P-Q03
		CP-Molsieve 5Å, 10 m x 0.53 mm, 50.00 µm	CP7537
		PoraPLOT Q-HT, 10 m x 0.53 mm, 20.00 µm	CP7558
D 1946	Standard Test Method for the Analysis of Reformed Gas by GC	HP PLOT, 15 m x 0.53 mm, 50.00 µm	19095P-MS9
		HP PLOT Q, 15 m x 0.53 mm, 40.00 µm	19095P-Q03
		CP-Molsieve 5Å, 10 m x 0.53 mm, 50.00 µm	CP7537
		CP-Molsieve 5Å, 25 m x 0.25 mm, 30.00 µm	CP7533
D 1983	Standard Test Method for Fatty Acid Composition by Gas-Liquid Chromatography of Methyl Esters	DB-WAX, 30 m x 0.25 mm, 0.25 µm	122-7032
D 2163	Standard Test Method for the Analysis of Liquefied Petroleum (LP) Gases and Propene Concentrates by GC	HP PLOT Al2O3 "KCl", 30 m x 0.53 mm, 15.00 µm	19095P-K23
		HP PLOT Al2O3 "S", 30 m x 0.53 mm, 15.00 µm	19095P-S23
D 2195	Standard Test Methods for Pentaerythritol	CP-Sil 5 CB, 30 m x 0.53 mm, 1.50 µm	CP8735
D 2268	Standard Test Method for Analysis of High-Purity n-Heptane and Isooctane by Capillary GC	DB-1, 60 m x 0.25 mm, 0.50 µm	122-106E
D 2306	Standard Test Method for C8 Aromatic Hydrocarbons by GC	HP-INNOWax, 60 m x 0.25 mm, 0.25 µm	19091N-136
D 2360	Standard Test Method for Trace Impurities in Monocyclic Aromatic Hydrocarbons by GC	HP-INNOWax, 60 m x 0.32 mm, 0.25 µm	19091N-116
D 2426	Standard Test Method for Butadiene Dimer and Styrene in Butadiene Concentrates by GC	DB-1, 30 m x 0.53 mm, 5.00 µm	125-1035
		CP-Sil 5 CB, 30 m x 0.53 mm, 1.50 µm	CP8735
D 2427	Standard Test Method for Determination of C ₂ through C ₅ Hydrocarbons in Gasoline by GC	DB-1, 30 m x 0.53 mm, 5.00 µm	125-1035
		GS-Alumina, 30 m x 0.53 mm	115-3532
		CP-Al2O3/KCl, 50 m x 0.53 mm, 10.00 µm	CP7518
D 2245	Standard Test Method for Identification of Oils and Oil Acids in Solvent-Reducible Paints	CP-Sil 88 for FAME, 50 m x 0.25 mm, 0.20 µm	CP7488
D 2504	Standard Test Method for Noncondensable Gases in C ₂ and Lighter Hydrocarbon Products by GC	HP PLOT, 30 m x 0.53 mm, 50.00 µm	19095P-MS0
		CarboBOND, 25 m x 0.53 mm, 10.00 µm	CP7374
D 2505	Standard Test Method for Ethylene, Other Hydrocarbons, and Carbon Dioxide in High-Purity Ethylene by GC	GS-GasPro, 60 m x 0.32 mm	113-4362

(Continued)

ASTM Methods			
Method	Title	Recommended Agilent Column	Part No.
D 2580	Standard Test Method for Phenols in Water by Gas-Liquid Chromatography	CP-Sil 8 CB, 25 m x 0.32 mm, 0.40 µm	CP5850
		CP-FFAP CB, 25 m x 0.53 mm, 1.00 µm	CP7486
D 2593	Standard Test Method for Butadiene Purity and Hydrocarbon Impurities by GC	GS-Alumina, 30 m x 0.53 mm	115-3532
		CP-Al2O3/KCl, 50 m x 0.32 mm, 5.00 µm	CP7515
		CP-Al2O3/KCl, 50 m x 0.53 mm, 10.00 µm	CP7518
D 2712	Standard Test Method for Hydrocarbon Traces in Propylene Concentrates by GC	GS-Alumina, 50 m x 0.53 mm	115-3552
D 2743	Standard Practices for Uniformity of Traffic Paint Vehicle Solids by Spectroscopy and Gas Chromatography	CP-Sil 88 for FAME, 50 m x 0.25 mm, 0.20 µm	CP7488
D 2804	Standard Test Method for Purity of Methyl Ethyl Ketone by GC	DB-WAX, 30 m x 0.53 mm, 1.00 µm	125-7032
		DB-210, 15 m x 0.53 mm, 1.00 µm	125-0212
		CP-WAX 52 CB, 30 m x 0.32 mm, 0.50 µm	CP8763
		CP-WAX 52 CB, 30 m x 0.53 mm, 1.00 µm	CP8738
D 2887	Standard Test Method for Boiling Range Distribution of Petroleum Fractions by GC	DB-2887, 10 m x 0.53 mm, 3.00 µm	125-2814
		CP-SimDist UltiMetal, 5 m x 0.53 mm, 0.88 µm	CP7570
		CP-SimDist UltiMetal, 10 m x 0.53 mm, 2.65 µm	CP7582
		CP-SimDist UltiMetal, 5 m x 0.53 mm, 0.17 µm	CP7532
Extended D 2887	Standard Test Method for Boiling Range Distribution of Petroleum Fractions by GC, to C ₆₀	HP-1, 10 m x 0.53 mm, 0.88 µm	19095Z-021
		HP-1, 5 m x 0.53 mm, 0.88 µm	19095Z-020
D 2908	Standard Practice for Measuring Volatile Organic Matter in Water by Aqueous-Injection GC	CP-Select 624 CB, 30 m x 0.32 mm, 1.80 µm	CP7414
		CP-Select 624 CB, 75 m x 0.53 mm, 3.00 µm	CP7417
		CP-WAX 52 CB, 30 m x 0.32 mm, 0.50 µm	CP8763
		CP-WAX 52 CB, 30 m x 0.53 mm, 1.00 µm	CP8738
D 3054	Standard Test Method for Analysis of Cyclohexane by GC	DB-1, 60 m x 0.32 mm, 0.50 µm	123-106E
D 3168	Standard Practice for Qualitative Identification of Polymers in Emulsion Paints	CP-Sil 5 CB, 30 m x 0.32 mm, 1.00 µm	CP8760
		CP-Sil 5 CB, 30 m x 0.53 mm, 1.50 µm	CP8735
D 3257	Standard Test Method for Aromatics in Mineral Spirits by GC	DB-624, 30 m x 0.53 mm, 3.00 µm	125-1334
D 3271	Standard Practice for Direct Injection of Solvent-Reducible Paints into a Gas Chromatograph for Solvent Analysis	PoraPLOT Q, 25 m x 0.53 mm, 20.00 µm	CP7554
		CP-WAX 52 CB, 30 m x 0.53 mm, 1.00 µm	CP8738

(Continued)

ASTM Methods			
Method	Title	Recommended Agilent Column	Part No.
D 3328	Standard Test Methods for Comparison of Waterborne Petroleum Oils by Gas Chromatography	CP-Sil 5 CB, 30 m x 0.32 mm, 3.00 µm	CP8687
		CP-Sil 5 CB, 30 m x 0.53 mm, 3.00 µm	CP8677
D 3329	Standard Test Method for Purity of Methyl Isobutyl Ketone by GC	DB-WAX, 30 m x 0.53 mm, 1.00 µm	125-7032
		DB-624, 30 m x 0.45 mm, 2.55 µm	124-1334
		CP-WAX 52 CB, 60 m x 0.53 mm, 1.00 µm	CP8798
D 3432	Standard Test Method for Unreacted Toluene Diisocyanates in Urethane Prepolymers and Coating Solutions by GC	HP-1ms, 30 m x 0.32 mm, 1.00 µm	19091S-713
D 3447	Standard Test Method for Purity of Halogenated Organic Solvents	DB-624, 30 m x 0.53 mm, 3.00 µm	125-1334
D 3452	Standard Practice for Rubber – Identification by Pyrolysis-Gas Chromatography	CP-Sil 5 CB, 30 m x 0.53 mm, 1.50 µm	CP8735
D 3465	Standard Test Method for Purity of Monomeric Plasticizers by Gas Chromatography	CP-Sil 5 CB, 25 m x 0.32 mm, 0.52 µm	CP8430
		CP-Sil 5 CB, 30 m x 0.53 mm, 1.50 µm	CP8735
D 3524	Standard Test Method for Diesel Fuel Diluent in Used Diesel Engine Oils by Gas Chromatography	CP-SimDist UltiMetal, 10 m x 0.53 mm, 0.53 µm	CP7592
D 3545	Standard Test Method for Alcohol Content and Purity of Acetate Esters by GC	DB-624, 30 m x 0.53 mm, 3.00 µm	125-1334
D 3606	Standard Test Method for Determination of Benzene and Toluene in Finished Motor and Aviation Gasoline by Gas Chromatography	VF-1ms, 15 m x 0.25 mm, 0.10 µm	CP8906
		CP-TCEP for Alcohols in Gasoline, 50 m x 0.25 mm, 0.40 µm	CP7525
D 3687	Standard Test Method for Analysis of Organic Vapors Collected by the Activated Charcoal Tube Adsorption Method	DB-WAX, 30 m x 0.53 mm, 1.00 µm	125-7032
		DB-WAX, 30 m x 0.45 mm, 0.85 µm	124-7032
		CP-WAX 52 CB, 30 m x 0.32 mm, 0.50 µm	CP8763
		CP-WAX 52 CB, 30 m x 0.53 mm, 1.00 µm	CP8738
D 3695	Standard Test Method for Volatile Alcohols in Water by Direct Aqueous-Injection GC	DB-WAX, 30 m x 0.53 mm, 1.00 µm	125-7032
		CP-SimDist UltiMetal, 10 m x 0.53 mm, 0.53 µm	CP7592
D 3710	Standard Test Method for Boiling Range Distribution of Gasoline and Gasoline Fractions by GC	DB-2887, 10 m x 0.53 mm, 3.00 µm	125-2814
D 3749	Standard Test Method for Residual Vinyl Chloride Monomer in Poly(Vinyl Chloride) Resins by Gas Chromatographic Headspace Technique	PoraBOND Q, 10 m x 0.32 mm, 5.00 µm	CP7350
		PoraBOND Q, 10 m x 0.53 mm, 10.00 µm	CP7353

(Continued)

ASTM Methods			
Method	Title	Recommended Agilent Column	Part No.
D 3760	Standard Test Method for Analysis of Isopropylbenzene (Cumene) by GC	DB-WAX, 60 m x 0.32 mm, 0.25 µm	123-7062
		HP-1, 50 m x 0.32 mm, 0.52 µm	19091Z-115
		CP-Xylenes, 50 m x 0.53 mm	CP7428
D 3792	Standard Test Method for Water Content of Coatings by Direct Injection Into a Gas Chromatograph	PoraBOND Q, 25 m x 0.32 mm, 5.00 µm	CP7351
		PoraBOND Q, 25 m x 0.53 mm, 10.00 µm	CP7354
D 3797	Standard Test Method for Analysis of o-Xylene by GC	HP-INNOWax, 60 m x 0.32 mm, 0.50 µm	19091N-216
		CP-Xylenes, 50 m x 0.53 mm	CP7428
D 3798	Standard Test Method for Analysis of p-Xylene by GC	HP-INNOWax, 60 m x 0.32 mm, 0.50 µm	19091N-216
		CP-Xylenes, 50 m x 0.53 mm	CP7428
D 3871	Standard Test Method for Purgeable Organic Compounds in Water Using Headspace Sampling	DB-VRX, 75 m x 0.45 mm, 2.55 µm	124-1574
D 3876	Standard Test Method for Methoxyl and Hydroxypropyl Substitution in Cellulose Ether Products by Gas Chromatography	CP-Sil 5 CB, 30 m x 0.32 mm, 1.00 µm	CP8760
		CP-Sil 5 CB, 30 m x 0.53 mm, 1.50 µm	CP8735
D 3893	Standard Test Method for Purity of Methyl Amyl Ketone and Methyl Isoamyl Ketone by GC	DB-VRX, 30 m x 0.45 mm, 2.55 µm	124-1534
D 3973	Standard Test Method for Low-Molecular Weight Halogenated Hydrocarbons in Water	DB-VRX, 30 m x 0.45 mm, 2.55 µm	124-1534
D 4059	Standard Test Method for Analysis of Polychlorinated Biphenyls in Insulating Liquids by Gas Chromatography	CP-Sil 8 CB for PCB, 50 m x 0.25 mm, 0.25 µm	CP7482
D 4275	Standard Test Method for Determination of Butylated Hydroxy Toluene (BHT) in Polymers of Ethylene and Ethylene – Vinyl Acetate (EVA) Copolymers By Gas Chromatography	CP-Sil 5 CB, 30 m x 0.32 mm, 3.00 µm	CP8687
		CP-Sil 5 CB, 30 m x 0.53 mm, 3.00 µm	CP8677
D 4322	Standard Test Method for Residual Acrylonitrile Monomer Styrene-Acrylonitrile Copolymers and Nitrile Rubber by Headspace Gas Chromatography	PoraBOND Q, 25 m x 0.53 mm, 10.00 µm	CP7354
D 4367	Standard Test Method for Benzene in Hydrocarbon Solvents by Gas Chromatography	VF-1ms, 15 m x 0.25 mm, 0.10 µm	CP8906
		CP-TCEP for Alcohols in Gasoline, 50 m x 0.25 mm, 0.40 µm	CP7525
D 4415	Standard Test Method for Determination of Dimer in Acrylic Acid	DB-FFAP, 30 m x 0.32 mm, 0.25 µm	123-3232
D 4424	Standard Test Method for Butylene Analysis by GC	HP PLOT Al ₂ O ₃ S, 50 m x 0.53 mm, 15.00 µm	19095P-S25
		CP-Al2O3/Na2SO4, 25 m x 0.53 mm, 10.00 µm	CP7567
D 4443	Standard Test Method for Residual Vinyl Chloride Monomer Content in PPB Range in Vinyl Chloride Homo- and Co-Polymers by Headspace GC	DB-VRX, 30 m x 0.45 mm, 2.55 µm	124-1534

(Continued)

ASTM Methods			
Method	Title	Recommended Agilent Column	Part No.
D 4492	Standard Test Method for Analysis of Benzene by Gas Chromatography	CP-TCEP for Alcohols in Gasoline, 50 m x 0.25 mm, 0.40 µm	CP7525
D 4509	Standard Test Methods for Determining the 24-Hour Gas (AIR) Space Acetaldehyde Content of Freshly Blown PET Bottles	PoraBOND Q, 25 m x 0.32 mm, 5.00 µm	CP7351
		PoraBOND Q, 25 m x 0.53 mm, 10.00 µm	CP7354
D 4534	Test Method for Benzene Content of Cyclic Products by Gas Chromatography	CP-TCEP for Alcohols in Gasoline, 50 m x 0.25 mm, 0.40 µm	CP7525
D 4735	Standard Test Method for Determination of Trace Thiophene in Refined Benzene by GC	DB-FFAP, 30 m x 0.45 mm, 0.85 µm	124-3232
		CP-Wax 58 FFAP CB, 25 m x 0.53 mm, 1.00 µm	CP7614
D 4768	Standard Test Method for Analysis of 2,6-Ditertiary-Butyl Para-Cresol and 2,6-Ditertiary-Butyl Phenol in Insulating Liquids by Gas Chromatography	CP-Wax 58 FFAP CB, 25 m x 0.53 mm, 1.00 µm	CP7614
D 4864	Standard Test Method for Determination of Traces of Methanol in Propylene Concentrates by GC	DB-WAX, 30 m x 0.45 mm, 0.85 µm	124-7032
D 4947	Standard Test Method for Chlordane and Heptachlor Residues in Indoor Air	DB-5, 30 m x 0.53 mm, 1.50 µm	125-5032
		DB-608, 30 m x 0.53 mm, 0.83 µm	125-1730
D 4961	Standard Test Method for GC Analysis of Major Organic Impurities in Phenol Produced by the Cumene Process	DB-FFAP, 30 m x 0.45 mm, 0.85 µm	124-3232
		HP PLOT Q, 15 m x 0.53 mm, 40.00 µm	19095P-Q03
D 4983	Standard Test Method for Cyclohexylamine Morpholine and Diethylaminoethanol in Water and Condensed Steam by Direct Aqueous Injection GC	HP-5ms, 30 m x 0.32 mm, 1.00 µm	19091S-213
		CAM, 30 m x 0.53 mm, 1.00 µm	115-2132
D 5008	Standard Test Method for Ethyl Methyl Pentonal Content and Purity Value of 2-Ethylhexanol by GC	HP-1, 15 m x 0.53 mm, 5.00 µm	19095Z-621
		HP-INNOWax, 30 m x 0.32 mm, 0.25 µm	19091N-113
D 5060	Standard Test Method for Determining Impurities in High-Purity Ethylbenzene by GC	HP-INNOWax, 60 m x 0.32 mm, 0.50 µm	19091N-216
		CP-WAX 52 CB, 60 m x 0.32 mm, 0.50 µm	CP8773
D 5075	Standard Test Method for Nicotine in Indoor Air	DB-5, 30 m x 0.53 mm, 1.50 µm	125-5032
		DB-5, 30 m x 0.32 mm, 1.00 µm	123-5033
D 5134	Standard Test Method for Detailed Analysis of Petroleum Naphthas Through n-Nonane by Capillary GC	HP-PONA, 50 m x 0.20 mm, 0.50 µm	19091S-001
		CP-Sil PONA para ASTM D 5134, 50 m x 0.21 mm, 0.50 µm	CP7531
D 5135	Standard Test Method for Analysis of Styrene by Capillary GC	HP-INNOWax, 60 m x 0.32 mm, 0.50 µm	19091N-216
		CP-WAX 52 CB, 60 m x 0.32 mm, 0.50 µm	CP8773
D 5175	Standard Test Method for Organohalide Pesticides and Polychlorinated Biphenyls in Water by Microextraction and GC	DB-1, 30 m x 0.32 mm, 1.00 µm	123-1033
		DB-608, 30 m x 0.32 mm, 0.50 µm	123-1730
		DB-XLB, 30 m x 0.25 mm, 0.25 µm	122-1232

(Continued)

ASTM Methods			
Method	Title	Recommended Agilent Column	Part No.
D 5303	Standard Test Method for Trace Carbonyl Sulfide Propylene by GC	GS-GasPro, 30 m x 0.32 mm	113-4332
		HP PLOT Q, 30 m x 0.53 mm, 40.00 µm	19095P-Q04
D 5307	Standard Test Method for Determination of Boiling Range Distribution of Crude Petroleum by GC	HP-1, 7.5 m x 0.53 mm, 5.00 µm	19095Z-627
D 5310	Standard Test Method for Tar Acid Composition by Capillary GC	HP-5ms, 30 m x 0.25 mm, 0.25 µm	19091S-433
		DB-225ms, 30 m x 0.25 mm, 0.25 µm	122-2932
D 5316	Standard Test Method for 1, 2-Dibromoethane and 1, 2-Dibromo-3-Chloropropane in Water by Microextraction and GC	HP-1ms, 30 m x 0.32 mm, 1.00 µm	19091S-713
		DB-624, 30 m x 0.45 mm, 2.55 µm	124-1334
D 5317	Standard Test Method for Determination of Chlorinated Organic Acid Compounds in Water by GC with Electron Capture Detector	HP-5ms, 30 m x 0.25 mm, 0.25 µm	19091S-433
		DB-1701P, 30 m x 0.25 mm, 0.25 µm	122-7732
		DB-XLB, 30 m x 0.25 mm, 0.25 µm	122-1232
		DB-35ms, 30 m x 0.25 mm, 0.25 µm	122-3832
D 5320	Standard Test Method for Determination of 1, 1-Trichloroethane and Methylene Chloride in Stabilized Trichloroethylene and Tetrachloroethylene	DB-1, 30 m x 0.53 mm, 3.00 µm	125-1034
		DB-VRX, 30 m x 0.32 mm, 1.80 µm	123-1534
D 5399	Standard Test Method for Boiling Point Distribution of Hydrocarbon Solvents by GC	DB-2887, 10 m x 0.53 mm, 3.00 µm	125-2814
D 5441	Standard Test Method for Analysis of Methyl Tert-Butyl Ether (MTBD) by GC	HP-PONA, 50 m x 0.20 mm, 0.50 µm	19091S-001
		DB-Petro, 100 m x 0.25 mm, 0.50 µm	122-10A6E
D 5442	Standard Test Method for Analysis of Petroleum Waxes by GC	DB-1, 25 m x 0.32 mm, 0.25 µm	123-1022
		DB-5, 15 m x 0.25 mm, 0.25 µm	122-5012
D 5475	Standard Test Method for Nitrogen- and Phosphorus-Containing Pesticides in Water by GC with a Nitrogen Phosphorus Detector	HP-5ms, 30 m x 0.25 mm, 0.25 µm	19091S-433
		DB-1701P, 30 m x 0.25 mm, 0.25 µm	122-7732
		DB-XLB, 30 m x 0.25 mm, 0.25 µm	122-1232
		DB-35ms, 30 m x 0.25 mm, 0.25 µm	122-3832
D 5480	Standard Test Method for Engine Oil Volatility by GC	DB-PS1, 15 m x 0.53 mm, 0.15 µm	145-1011
D 5501	Standard Test Method for Determination of Ethanol Content of Denatured Fuel Ethanol by GC	HP-1, 100 m x 0.25 mm, 0.50 µm	19091Z-530
D 5504	Standard Test Method for Determination of Sulfur Compounds in Natural Gas and Gaseous Fuels by Gas Chromatography and Chemiluminescence	CP-Sil 5 CB for Sulfur, 30 m x 0.32 mm, 4.00 µm	CP7529

(Continued)

ASTM Methods			
Method	Title	Recommended Agilent Column	Part No.
D 5507	Standard Test Method for Determination of Trace Organic Impurities in Monomer Grade Vinyl Chloride by Capillary Column/Multi-dimensional GC	HP PLOT Q, 15 m x 0.53 mm, 40.00 µm	19095P-Q03
		HP PLOT U, 30 m x 0.53 mm, 20.00 µm	19095P-U04
D 5508	Standard Test Method for Determination of Residual Acrylonitrile Monomer in Styrene-Acrylonitrile Co-polymer Resins and Nitrile-Butadiene Rubber by Headspace Capillary GC	HP PLOT Q, 30 m x 0.53 mm, 40.00 µm	19095P-Q04
D 5580	Standard Test Method for Determination of Benzene, Toluene, Ethylbenzene, p/m-Xylene, C ₉ and Heavier Aromatics, and Total Aromatics in Finished Gasoline by GC	DB-1, 30 m x 0.53 mm, 5.00 µm	125-1035
		CP-TCEP for Alcohols in Gasoline, 50 m x 0.25 mm, 0.40 µm	CP7525
		CP-Sil 5 CB, 30 m x 0.53 mm, 5.00 µm	CP8775
		VF-1ms, 15 m x 0.25 mm, 0.10 µm	CP8906
D 5599	Standard Test Method for Determination of Oxygenates in Gasoline by GC and Oxygen Selective Flame Ionization Detection	DB-5, 30 m x 0.25 mm, 0.25 µm	122-5032
D 5623	Standard Test Method for Sulfur Compounds in Light Petroleum Liquids by GC and Sulfur Selective Detection	HP-1, 30 m x 0.32 mm, 4.00 µm	19091Z-613
D 5713	Standard Test Method for Analysis of High Purity Benzene for Cyclohexane Feedstock by Capillary GC	DB-Petro, 50 m x 0.20 mm, 0.50 µm	128-1056
D 5739	Standard Practice for Oil Spill Source Identification by GC and Positive Ion Electron Impact Low Resolution Mass Spectrometry	DB-5, 30 m x 0.25 mm, 0.25 µm	122-5032
		DB-TPH, 30 m x 0.32 mm, 0.25 µm	123-1632
D 5769	Standard Test Method for Determination of Benzene, Toluene, and Total Aromatics in Finished Gasoline by GC/MS	HP-1, 60 m x 0.25 mm, 1.00 µm	19091Z-236
D 5790	Standard Test Method for Measurement of Purgeable Organic Compounds in Water by Capillary Column GC/MS	DB-VRX, 60 m x 0.25 mm, 1.40 µm	122-1564
		DB-VRX, 20 m x 0.18 mm, 1.00 µm	121-1524
		DB-624, 60 m x 0.25 mm, 1.40 µm	122-1364
		DB-624, 20 m x 0.18 mm, 1.00 µm	121-1324
D 5812	Standard Test Method for Determination of Organochlorine Pesticides in Water by Capillary Column GC	HP-5ms, 30 m x 0.25 mm, 0.25 µm	19091S-433
		DB-1701P, 30 m x 0.25 mm, 0.25 µm	122-7732
		DB-XLB, 30 m x 0.25 mm, 0.25 µm	122-1232
		DB-35ms, 30 m x 0.25 mm, 0.25 µm	122-3832

(Continued)

ASTM Methods			
Method	Title	Recommended Agilent Column	Part No.
D 5917	Standard Test Method for Trace Impurities in Monocyclic Aromatic Hydrocarbons by GC and External Calibration	HP-INNOWax, 60 m x 0.32 mm, 0.25 µm	19091N-116
D 5974	Standard Test Method for Fatty and Rosin Acids in Tall Oil Fraction Products by Capillary GC	DB-23, 60 m x 0.25 mm, 0.25 µm	122-2362
D 5986	Standard Test Method for Determination of Oxygenates, Benzene, Toluene, C ₈ -C ₁₂ Aromatics and Total Aromatics in Finished Gasoline by GC/FTIR	HP-1, 60 m x 0.53 mm, 5.00 µm	19095Z-626
D 6144	Standard Test Method for Trace Impurities in Alpha-Methylstyrene by Capillary GC	HP-1, 60 m x 0.25 mm, 1.00 µm	19091Z-236
D 6159	Standard Test Method for Determination of Hydrocarbon Impurities in Ethylene by GC	HP PLOT Al2O3 "KCl", 50 m x 0.53 mm, 15.00 µm	19095P-K25
		GS-Alumina, 50 m x 0.53 mm	115-3552
		DB-1, 30 m x 0.53 mm, 5.00 µm	125-1035
D 6160	Standard Test Method for Determination of PCBs in Waste Materials by GC	HP-5ms, 30 m x 0.32 mm, 0.25 µm	19091S-413
		DB-XLB, 30 m x 0.25 mm, 0.25 µm	122-1232
D 6352	Standard Test Method for Boiling Range Distribution of Petroleum Distillates in Boiling Range from 174 to 700 °C by GC	DB-HT SimDis, 5 m x 0.53 mm, 0.15 µm	145-1001
D 6387	Standard Test Methods for Composition of Turpentine and Related Terpene Products by Capillary Gas Chromatography	CP-WAX 52 CB, 30 m x 0.32 mm, 0.50 µm	CP8763
		CP-WAX 52 CB, 30 m x 0.53 mm, 1.00 µm	CP8738
D 6417	Standard Test Method for Estimation of Engine Oil Volatility by Capillary GC	DB-HT SimDis, 5 m x 0.53 mm, 0.15 µm	145-1001
D 6584	Standard Test Method for Determination of Total Monoglyceride, Total Diglyceride, Total Triglyceride, and Free and Total Glycerin in B-100 Biodiesel Methyl Esters by Gas Chromatography	Select Biodiesel, 15 m x 0.32 mm, 0.10 µm	CP9078
D 6806	Standard Practice for Analysis of Halogenated Organic Solvents and Their Admixtures by Gas Chromatography	CP-Sil 5 CB, 50 m x 0.53 mm, 5.00 µm	CP7685
E 1616	Standard Test Method for Analysis of Acetic Anhydride Using GC	HP-1, 50 m x 0.32 mm, 0.52 µm	19091Z-115
E 1863	Standard Test Method for Analysis of Acrylonitrile by GC	DB-WAXetr, 60 m x 0.32 mm, 1.00 µm	123-7364
E 0202	Standard Test Method for Analysis of Ethylene Glycols and Propylene Glycols	DB-624, 30 m x 0.53 mm, 3.00 µm	125-1334
		CP-Wax 57 CB for Glycols and Alcohols, 25 m x 0.25 mm, 0.25 µm	CP7615
E 0475	Standard Test Method for Assay of Di-tert-Butyl Peroxide Using GC	HP-5, 30 m x 0.53 mm, 5.00 µm	19095J-623



GC CAPILLARY COLUMNS

More than just essential products... reliable results!

With the highest inertness, lowest bleed levels, and the tightest column-to-column reproducibility, Agilent J&W GC Capillary columns perform better than any columns on the market.

Ultra Inert Columns – allow you to perform trace level analysis – including the analysis of acids, bases, or other active compounds – with the utmost confidence. They also help ensure an inert GC flow path that is essential for sensitivity, performance, and the integrity of your analytical results.

High Efficiency Columns – are ideal for applications that require reduced analysis time, such as high throughput screening, fast process monitoring, fast QC analyses, and fast method development.

Low-bleed GC/MS Columns – are specifically designed to chromatograph a broad range of trace-level samples, and offer low bleed and high inertness even at higher temperatures.

Premium Polysiloxane Columns – are stable, robust, and versatile and are available in a wide variety of stationary phases.

Polyethylene Glycol (PEG) Columns – offer a variety of unique phase characteristics to meet the varying needs of your laboratory, thanks to Agilent's strict quality control of the cross-linking and deactivation processes.

Specialty Columns – meet Agilent's uncompromising standards for high-temperature, life science, pesticide, petroleum, semivolatile, and volatile applications.

PLOT Columns – deliver superior separation for compounds that are gases at room temperature. They are also ideal for analyzing fixed gases, low molecular weight hydrocarbon isomers, volatile polymer compounds, and reactive analytes such as gases, amines, and hydrides.

The following pages feature some of Agilent's most popular column selections. For a complete listing of Agilent's GC columns, see Agilent's *Essential Chromatography and Spectroscopy Catalog* or contact your local Agilent representative or Agilent Authorized Distributor. Order online at www.agilent.com/chem/store

Table of Contents

	Page No.		Page No.		Page No.
Ultra Inert Capillary GC Columns	45	CP-Sil 8 CB	93	<i>Petroleum Columns</i>	<i>124</i>
DB-1ms Ultra Inert	48	CP-Sil 13 CB	95	Lowox	124
HP-1ms Ultra Inert	48	DB-35	96	GS-OxyPLOT	124
DB-5ms Ultra Inert	49	HP-35	97	CP-Sil 5 CB for Formaldehyde	125
HP-5ms Ultra Inert	50	DB-17	98	HP-PONA	125
DB-35ms Ultra Inert	50	HP-50+	99	CP-Sil PONA CB	126
Low-bleed GC/MS Columns	52	CP-Sil 24 CB	100	CP-Sil PONA for ASTM D 5134	126
DB-1ms	53	DB-23	101	DB-Petro	127
HP-1ms	54	DB-200	102	HP-1 Aluminum Clad	128
VF-1ms	55	DB-210	103	DB-2887	128
DB-5ms	57	DB-225	104	DB-HT SimDis	129
HP-5ms	59	CP-Sil 43 CB	104	CP-SimDist	129
VF-5ms	60	DB-1301	105	CP-SimDist UltiMetal	130
DB-XLB	62	CP-1301	106	CP-Sil 2 CB	131
VF-Xms	63	DB-1701	107	CP-TCEP for Alcohols in Gasoline	131
DB-35ms	64	CP-Sil 19 CB	108	Select Low Sulfur	132
VF-35ms	65	Polyethylene Glycol (PEG) Columns	110	CP-Sil 5 CB for Sulfur	132
DB-17ms	66	DB-WAX and DB-WaxFF	110	Select Permanent Gases	133
VF-17ms	67	DB-WAXetr	112	Select Al ₂ O ₃ MAPD	133
VF-23ms	68	HP-INNOWax	113	Biodiesel Capillary GC Columns	134
VF-200ms	69	CP-Wax 52 CB	114	Select Biodiesel	136
DB-225ms	70	DB-FFAP	116	Select Silanes	137
VF-WAXms	71	HP-FFAP	117	CP-Volamine	138
VF-624ms and VF-1301ms	73	CP-Wax 58 FFAP CB	118	CP-Sil 8 CB for Amines	139
VF-1701ms	75	Carbowax 20M and HP-20M	119	CP-Wax for Volatile Amines and Diamines	140
Premium Polysiloxane Columns	77	Specialty Columns	120	PoraPLOT Amines	140
DB-1	77	<i>High Temperature Columns</i>	<i>120</i>	<i>Pesticides Columns</i>	<i>141</i>
HP-1	81	DB-1ht	120	VF-5 Pesticides	141
CP-Sil 5 CB	83	DB-5ht	121	DB-1701P	142
Ultra 1	86	DB-17ht	122	VF-1701 Pesticides	142
Ultra 2	87	VF-5ht and VF-5ht UltiMetal	123		
DB-5	88				
HP-5	91				

(Continued)


Table of Contents (Continued)

	Page No.		Page No.		Page No.
CP-Sil 8 CB for Pesticides	143	<i>Foods, Flavors and Fragrance Applications</i>	<i>159</i>	PLOT Columns	174
CP-Sil 19 CB for Pesticides	143	HP-88	159	PoraBOND Q	174
DB-608	144	CP-Sil 88	160	PoraBOND U	175
HP-PAS5	145	Select FAME	160	PoraPLOT Q and PoraPLOT Q-HT	175
Rapid-MS	145	CP-Sil 88 for FAME	161	HP-PLOT Q	177
PAH Columns	146	CP-Wax 57 CB	162	GS-Q	177
Select PAH	146	CP-Carbowax 400	162	PoraPLOT U and PoraPLOT S	178
DB-EUPAH	147	CP-Wax 57 CB for Glycols and Alcohols	163	HP-PLOT U	179
CP-Sil PAH CB UltiMetal	147	CP-TAP CB	163	HP-PLOT Al ₂ O ₃ KCl	179
Semivolatiles Columns	148	CP-FFAP CB	164	GS-Alumina KCl	180
CP-Sil 8 CB for PCB	148	CycloSil-B	164	CP-Al ₂ O ₃ /KCl and CP-Al ₂ O ₃ /Na ₂ SO ₄	180
DB-5.625	148	Cyclodex-B	165	HP-PLOT Al ₂ O ₃ S	183
HP-5ms Semivolatile	149	HP-Chiral β	165	GS-Alumina	184
CP-Sil 5/C18 CB for PCB	150	CP-Chirasil Val	166	HP-PLOT Al ₂ O ₃ M	185
DB-Dioxin	150	CP-Chirasil-Dex CB	166	GS-GasPro	185
CP-Sil 88 for Dioxins	151	CP-Cyclodextrin-β-2,3,6-M-19	167	CP-SilicaPLOT	186
Volatiles Columns	152	Life Sciences Columns	168	CarboBOND and CarboPLOT P7	186
DB-624	152	DB-ALC1 and DB-ALC2	168	GS-CarbonPLOT	187
CP-Select 624 CB	153	VF-DA	169	HP-PLOT Molesieve	188
DB-VRX	154	HP-Blood Alcohol	169	CP-Molsieve 5Å	189
HP-VOC	155	DB-5ms EVDX	170		
DB-502.2	156	HP-Fast Residual Solvent	170		
DB-MTBE	156				
CP-Select CB for MTBE	157				
DB-TPH	157				
Select Mineral Oil	158				



Tips & Tools

Order your copy of the *Agilent Ultra Inert Solutions Brochure* at www.agilent.com/chem/Ulorder

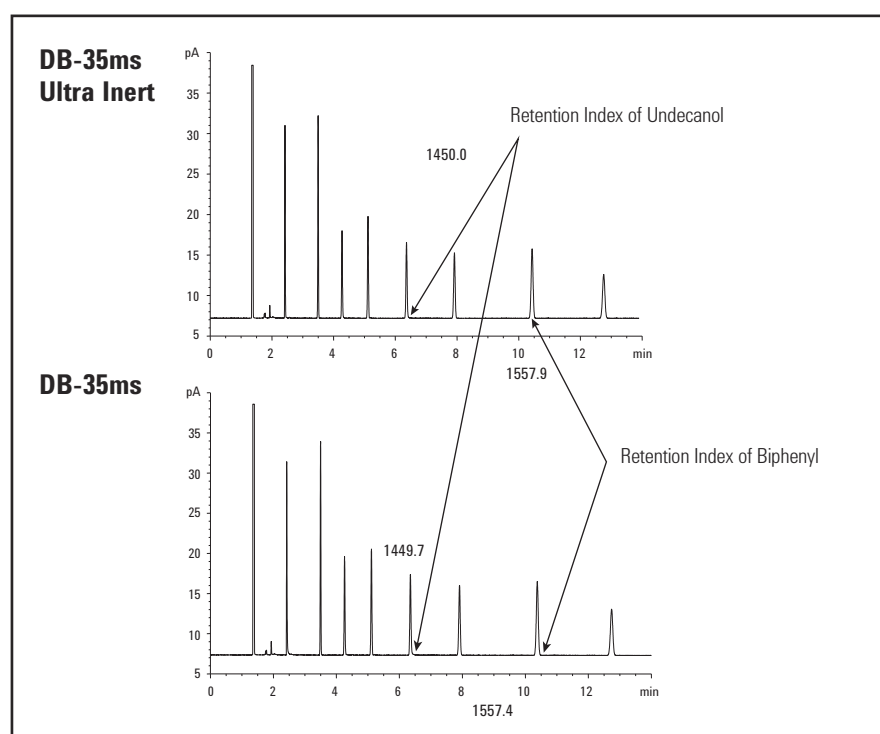


Agilent J&W Ultra Inert GC Columns

Perform trace-level analysis with the utmost confidence

As the GC industry's premier measurement company, Agilent is uniquely positioned to ensure the inertness of the surfaces your sample touches, so you can achieve the parts-per-billion – or parts-per-trillion – detection levels for your most demanding analyses. Agilent Ultra Inert components work together to deliver industry-leading results: the Agilent GC/MSD and GC instrument, Ultra Inert liner and Agilent J&W Ultra Inert GC column family.

The Agilent J&W Ultra Inert GC column family pushes industry standards for consistent column inertness and exceptionally low column bleed, resulting in lower detection limits and more accurate data for difficult analytes. Each Ultra Inert column is tested with the industry's most demanding test probe mixture and we prove it with a performance summary sheet shipped with each column.



With Agilent J&W Ultra Inert GC columns, selectivity remains the same, allowing you to confidently integrate Ultra Inert columns into your current methods.


The industry's most rigorous test probe mixture ensures consistent column inertness – and results

A strong test probe mixture can highlight deficiencies in column activity, while a weak mixture can actually mask such deficiencies.

The test probes in Agilent's Ultra Inert test probe mixture have low molecular weights, low boiling points and no steric shielding of their active groups. These characteristics allow the probative portion of the test molecules to penetrate – and fully interact with – the stationary phase and column surface.

Commonly used, less demanding test probes

1. 1-Octanol	4. 2,6-Dimethylaniline	7. 1-Decanol
2. n-Undecane	5. n-Dodecane	8. n-Tridecane
3. 2,6-Dimethylphenol	6. Naphthalene	9. Methyldecanoate




Tips & Tools

Clearly Better Inertness

Confidently quantify active analytes with industry leading Ultra Inert GC solutions

- Agilent industry leading GC/MS instruments
- Ultra Inert columns
- Ultra Inert liners

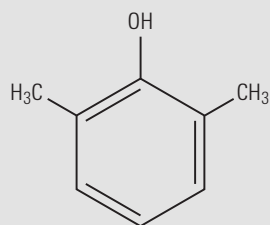
To learn more and order your free poster, visit www.agilent.com/chem/ultraintert



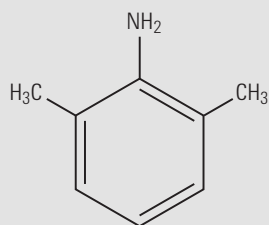
Agilent's more demanding Ultra Inert test probe mixture for 5ms, 1ms, and 35ms Ultra Inert columns

Ultra Inert 5ms Columns			Ultra Inert 1ms Columns			Ultra Inert 35ms Columns		
Elution Order	Test Probe	Functional Test	Elution Order	Test Probe	Functional Test	Elution Order	Test Probe	Functional Test
1.	1-Propionic acid	Basicity	1.	1-Propionic acid	Basicity	1.	1-Octene	Polarity
2.	1-Octene	Polarity	2.	1-Octene	Polarity	2.	1-Butyric acid	Basicity
3.	n-Octane	Hydrocarbon marker	3.	n-Octane	Hydrocarbon marker	3.	n-Nonane	Hydrocarbon marker
4.	4-Picoline	Acidity	4.	1,2-Butanediol	Silanol	4.	4-Picoline	Acidity
5.	n-Nonane	Hydrocarbon marker	5.	4-Picoline	Acidity	5.	n-Propylbenzene	Polarity
6.	Trimethyl phosphate	Acidity	6.	Trimethyl phosphate	Acidity	6.	1-Heptanol	Silanol, Polarity
7.	1,2-Pentanediol	Silanol	7.	n-Propylbenzene	Hydrocarbon marker	7.	1,2-Pentanediol	Silanol
8.	n-Propylbenzene	Hydrocarbon marker	8.	1-Heptanol	Silanol	8.	3-Octanone	Polarity
9.	1-Heptanol	Silanol	9.	3-Octanone	Polarity	9.	Trimethyl phosphate	Acidity
10.	3-Octanone	Polarity	10.	tert-Butylbenzene	Hydrocarbon marker	10.	tert-Butylbenzene	Hydrocarbon marker
11.	n-Decane	Efficiency	11.	n-Decane	Efficiency	11.	n-Undecane	Efficiency

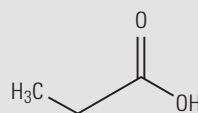
Chemical Structures



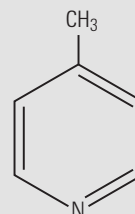
2,6-Dimethylphenol



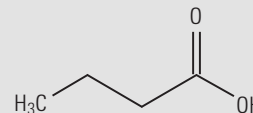
2,6-Dimethylaniline



1-Propionic acid



4-Picoline



1-Butyric acid

Weak probe molecules: The acidic and basic portions of these molecules are shielded by the two methyl groups on their phenyl rings, making them less probative.

Strong probe molecules: The probes in Agilent's Ultra Inert test probe mixture are highly probative of the stationary phase and surface. Note, too, that the active end of each compound is available to interact with any active sites on the column.

DB-1ms Ultra Inert

ID (mm)	Length (m)	Film (μm)	Temp Limits ($^{\circ}\text{C}$)	7 in Cage	5 in Cage
<i>0.18</i>	<i>20</i>	<i>0.18</i>	<i>-60 to 325/350</i>	<i>121-0122UI</i>	
0.25	15	0.25	-60 to 325/350	122-0112UI	122-0112UIE
	30	0.25	-60 to 325/350	122-0132UI	122-0132UIE
	60	0.25	-60 to 325/350	122-0162UI	
0.32	15	0.25	-60 to 325/350	123-0112UI	
	30	0.25	-60 to 325/350	123-0132UI	

Agilent J&W High Efficiency GC columns are displayed using italicized descriptions and part numbers

Similar Phases: SPB-1, Rtx-1, BP-1, OV-1, OV-101, 007-1(MS), SP-2100, SE-30, ZB-1, AT-1, MDN-1, ZB-1, ZB-1ms

HP-1ms Ultra Inert

ID (mm)	Length (m)	Film (μm)	Temp Limits ($^{\circ}\text{C}$)	7 in Cage	5 in Cage
<i>0.18</i>	<i>20</i>	<i>0.18</i>	<i>-60 to 325/350</i>	<i>19091S-677UI</i>	<i>19091S-677UIE</i>
0.25	15	0.25	-60 to 325/350	19091S-931UI	19091S-931UIE
		30	0.25	-60 to 325/350	19091S-933UI
	30	0.50	-60 to 325/350	19091S-633UI	
		1.00	-60 to 325/350	19091S-733UI	19091S-733UIE
0.32	15	0.25	-60 to 325/350	19091S-911UI	
	25	0.52	-60 to 325/350	19091S-612UI	
	30	0.25	-60 to 325/350	19091S-913UI	19091S-913UIE
		1.00	-60 to 325/350	19091S-713UI	

Agilent J&W High Efficiency GC columns are displayed using italicized descriptions and part numbers

Similar Phases: Rtx-5ms, Rxi-5ms, Rxi-5Sil MS, VF-5ms, PTE-5, BPX-5, AT-5ms, ZB-5ms, ZB-5MSi, SLB-5ms, Equity-5

DB-5ms Ultra Inert

ID (mm)	Length (m)	Film (µm)	Temp Limits (°C)	7 in Cage	5 in Cage	7890/6890 LTM Module
<i>0.18</i>	<i>20</i>	<i>0.18</i>	<i>-60 to 325/350</i>	<i>121-5522UI</i>		<i>121-5522UILTM</i>
		<i>0.36</i>	<i>-60 to 325/350</i>	<i>121-5523UI</i>		<i>121-5523UILTM</i>
0.25	15	0.25	-60 to 325/350	122-5512UI		122-5512UILTM
		1.00	-60 to 325/350	122-5513UI		122-5513UILTM
	25	0.25	-60 to 325/350	122-5522UI		122-5522UILTM
		30	0.25	-60 to 325/350	122-5532UI	122-5532UIE
	30	0.50	-60 to 325/350	122-5536UI		122-5536UILTM
		1.00	-60 to 325/350	122-5533UI	122-5533UIE	122-5533UILTM
50	0.25	-60 to 325/350	122-5552UI			
60	0.25	-60 to 325/350	122-5562UI			
		1.00	-60 to 325/350	122-5563UI		
0.32	30	0.25	-60 to 325/350	123-5532UI	123-5532UIE	123-5532UILTM
		0.50	-60 to 325/350	123-5536UI		123-5536UILTM
		1.00	-60 to 325/350	123-5533UI		123-5533UILTM
	60	1.00	-60 to 325/350	123-5563UI		

Agilent J&W High Efficiency GC columns are displayed using italicized descriptions and part numbers

Similar Phases: Rtx-5ms, Rxi-5ms, Rxi-5Sil MS, PTE-5, BPX-5, AT-5ms, ZB-5ms, SLB-5ms, Equity-7

HP-5ms Ultra Inert

ID (mm)	Length (m)	Film (µm)	Temp Limits (°C)	7 in Cage	5 in Cage	7890/6890 LTM Module
HP-5ms Ultra Inert						
<i>0.18</i>	<i>20</i>	<i>0.18</i>	<i>-60 to 325/350</i>	<i>19091S-577UI</i>		<i>19091S-577UILTM</i>
0.25	15	0.25	-60 to 325/350	19091S-431UI		19091S-431UILTM
	30	0.25	-60 to 325/350	19091S-433UI	19091S-433UIE	19091S-433UILTM
		0.50	-60 to 325/350	19091S-133UI		19091S-133UILTM
		1.00	-60 to 325/350	19091S-233UI	19091S-233UIE	19091S-233UILTM
0.32	60	0.25	-60 to 325/350	19091S-436UI		
		0.25	-60 to 325/350	19091S-413UI		19091S-413UILTM
		1.00	-60 to 325/350	19091S-213UI		19091S-213UILTM

Agilent J&W High Efficiency GC columns are displayed using italicized descriptions and part numbers

Similar Phases: Rtx-35, Rtx-35ms, Rxi-35Sil MS, SPB-35, AT-35, Sup-Herb, MDN-35, BPX-34, ZB-35, ZB-35 ht

DB-35ms Ultra Inert


ID (mm)	Length (m)	Film (µm)	Temp Limits (°C)	7 in Cage
<i>0.18</i>	<i>20</i>	<i>0.18</i>	<i>50 to 340/360</i>	<i>121-3822UI</i>
0.25	15	0.25	50 to 340/360	122-3812UI
	30	0.25	50 to 340/360	122-3832UI
0.32	15	0.25	50 to 340/360	123-3812UI
	30	0.25	50 to 340/360	123-3832UI

Agilent J&W High Efficiency GC columns are displayed using italicized descriptions and part numbers



Tips & Tools

Complete your ultra inert flow path with the industry leading Agilent Ultra Inert Inlet Liner, www.agilent.com/chem/uiliner



Agilent J&W High Efficiency GC Capillary Columns

High efficiency, high throughput, and high resolution
without the high costs

This leading-edge column technology is ideal for applications that require faster run times, such as high-throughput screening, fast process monitoring, and fast method development. In fact, Agilent High Efficiency GC columns can reduce your sample run time by 50% or more without compromising resolution.

Unlike other manufacturers' 0.1 mm id columns, Agilent's 0.15 and 0.18 mm id High Efficiency Capillary GC columns are compatible with all standard-pressure capillary GC and GC/MS instruments – without expensive high-pressure modifications. They also give you:

- The flexibility to choose between helium and hydrogen carrier gases. You can stay with a helium carrier if you wish to simplify method development, or switch to a hydrogen carrier to further reduce your analysis time.
- The ability to separate samples using less carrier gas, which can lead to longer intervals between cylinder changes, increased uptime, and a lower cost per sample.

In addition, these flexible columns easily adapt to a wide variety of environmental, petrochemical, flavor/fragrance, clinical toxicology, and pharmaceutical sample matrices.

The Agilent J&W High Efficiency GC columns throughout this section are displayed using italicized descriptions and part numbers in the ordering tables.

Low-bleed GC/MS Columns

There is a rapidly increasing population of benchtop GC/MS instruments in analytical laboratories that analyze a widening range of trace level, higher temperature samples. These samples require increasingly inert, lower bleed, higher temperature columns. In response to this growing need, Agilent Technologies designed several "ms" columns to chromatograph a broader range of low level samples and generate lower bleed even at higher temperatures.


What makes an Agilent J&W low-bleed column exceptional? Unique polymer chemistry and proprietary surface deactivation, both of which have contributed to columns that adhere to the tightest quality control specifications in the industry for bleed, inertness, selectivity and efficiency. Agilent J&W "ms" columns utilize special surface deactivation and siloxane chemistries which enhance the chromatographic performance of siloxane polymers.

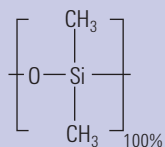
The mass spectrum of septum bleed can look very much like GC column bleed, so the two are often confused. An easy way to tell the two apart: column bleed will be indicated by a rise in the baseline, not peaks. If you see bleed peaks, these generally come from lower quality septa or septa being used beyond their operating limits. To minimize septa contributions to background bleed, use quality Agilent BTO, Long Life, or Advanced Green septa.



Tips & Tools

Check out Agilent's complete line of sample preparation products for any type of GC and GC/MS analysis at www.agilent.com/chem/sampleprep





Structure of DB-1ms

DB-1ms

- 100% Dimethylpolysiloxane
- Identical selectivity to DB-1
- Non-polar
- Very low bleed characteristics, ideal for GC/MS
- Improved acid performance compared to standard 100% Dimethylpolysiloxane columns
- Improved signal-to-noise ratio for better sensitivity and mass spectral integrity
- 340/360 °C upper temperature limit
- Excellent general purpose column
- Bonded and cross-linked
- Solvent rinsable

Similar Phases: SPB-1, Rtx-1, BP-1, OV-1, OV-101, 007-1(MS), SP-2100, SE-30, ZB-1, AT-1, MDN-1, ZB-1, ZB-1ms


DB-1ms

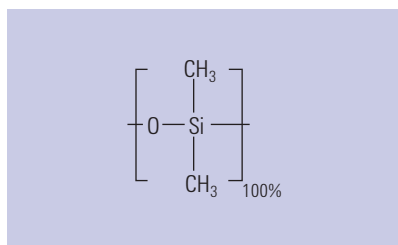
ID (mm)	Length (m)	Film (µm)	Temp Limits (°C)	7 in Cage	5 in Cage	7890/6890 LTM Module	5975T LTM Toroid
0.10	10	0.10	-60 to 340/360	127-0112		127-0112LTM	
		0.40	-60 to 340/360	127-0113			
	20	0.10	-60 to 340/360	127-0122			
		0.40	-60 to 340/360	127-0123			127-0123LTM
<i>0.18</i>	<i>20</i>	<i>0.18</i>	<i>-60 to 340/360</i>	<i>121-0122</i>	<i>121-0122E</i>	<i>121-0122LTM</i>	<i>221-0122LTM</i>
0.20	12	0.33	-60 to 340/350	128-0112		128-0112LTM	
	25	0.33	-60 to 340/350	128-0122	128-0122E	128-0122LTM	
0.25	15	0.25	-60 to 340/360	122-0112	122-0112E	122-0112LTM	222-0112LTM
		0.10	-60 to 340/360	122-0131			
	30	0.25	-60 to 340/360	122-0132	122-0132E		222-0132LTM
		0.25	-60 to 340/360	122-0162			
0.32	15	0.25	-60 to 340/360	123-0112			
	30	0.10	-60 to 340/360	123-0131			
		0.25	-60 to 340/360	123-0132			123-0132LTM
	60	0.25	-60 to 340/360	123-0162			

Agilent J&W High Efficiency GC columns are displayed using italicized descriptions and part numbers

Tips & Tools

Learn how the Agilent 5975T LTM GC/MSD can deliver the rapid, reliable results you need in the field or in the lab,
www.agilent.com/chem/5975T





Structure of HP-1ms

HP-1ms

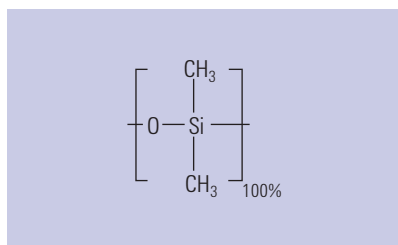
- 100% Dimethylpolysiloxane
- Identical selectivity to HP-1
- Non-polar
- Low bleed characteristics
- Excellent general purpose column
- Improved signal-to-noise ratio for better sensitivity and mass spectral integrity
- Bonded and cross-linked
- Solvent rinsable

Similar Phases: Rtx-1ms, Rxi-1ms, MDN-1, AT-1, ZB-1ms, Equity-1

HP-1ms

ID (mm)	Length (m)	Film (µm)	Temp Limits (°C)	7 in Cage	5 in Cage	7890/6890 LTM Module	5975T LTM Toroid
<i>0.18</i>	<i>20</i>	<i>0.18</i>	<i>-60 to 325/350</i>	<i>19091S-677</i>	<i>19091S-677E</i>	<i>19091S-677LTM</i>	<i>29091S-677LTM</i>
0.20	25	0.33	-60 to 325/350	19091S-602	19091S-602E	19091S-602LTM	
0.25	15	0.25	-60 to 325/350	19091S-931	19091S-931E	19091S-931LTM	29091S-931LTM
		0.10	-60 to 325/350	19091S-833		19091S-833LTM	29091S-833LTM
	30	0.25	-60 to 325/350	19091S-933	19091S-933E	19091S-933LTM	29091S-433LTM
		0.50	-60 to 325/350	19091S-633		19091S-633LTM	
		1.00	-60 to 325/350	19091S-733	19091S-733E	19091S-733LTM	
60	0.25	-60 to 325/350	19091S-936	19091S-936E			
0.32	15	0.25	-60 to 325/350	19091S-911		19091S-911LTM	
	25	0.52	-60 to 325/350	19091S-612		19091S-612LTM	
	30	0.25	-60 to 325/350	19091S-913	19091S-913E	19091S-913LTM	
		1.00	-60 to 325/350	19091S-713		19091S-713LTM	
	60	0.25	-60 to 325/350	19091S-916			

Agilent J&W High Efficiency GC columns are displayed using italicized descriptions and part numbers



Structure of VF-1ms

VF-1ms

- Highly inert, non-polar 100% dimethylpolysiloxane phase, low-bleed GC column providing increased sensitivity over a broad array of applications
- Ultra low bleed specification of 1 pA @ 325 °C (30 m, 0.25 mm, 0.25 µm) for trace analysis with MS
- QC test results for retention index, efficiency, selectivity and bleed is reported with every column
- 0.15 mm id columns available for high efficiency GC and GC/MS analyses
- Supplied with EZ-GRIP to simplify column installation, coupling and operation

Similar Phases: Rtx-1ms, Rxi-1ms, MDN-1, AT-1, ZB-1ms, Equity-1



Column shown with EZ-GRIP

VF-1ms

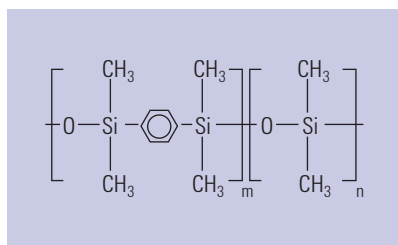
ID (mm)	Length (m)	Film (µm)	Temp Limits (°C)	7 in Cage	5 in Cage
0.10	10	0.10	-60 to 325/350	CP8900	
		0.40	-60 to 325/350	CP8901	
	20	0.10	-60 to 325/350	CP8902	
		0.40	-60 to 325/350	CP8903	
0.15	<i>10</i>	<i>0.15</i>	<i>-60 to 325/350</i>	<i>CP9030</i>	
	<i>15</i>	<i>0.15</i>	<i>-60 to 325/350</i>	<i>CP5881</i>	
	<i>20</i>	<i>0.15</i>	<i>-60 to 325/350</i>	<i>CP9031</i>	
		<i>0.60</i>	<i>-60 to 325/350</i>	<i>CP9032</i>	<i>CP903215</i>
0.20	12	0.33	-60 to 325/350	CP8904	
	25	0.33	-60 to 325/350	CP8905	
0.25	15	0.10	-60 to 325/350	CP8906	CP890615
		0.25	-60 to 325/350	CP8907	CP890715
		1.00	-60 to 325/350	CP8908	CP890815
	25	0.25	-60 to 325/350	CP8909	
		0.40	-60 to 325/350	CP8910	
	30	0.10	-60 to 325/350	CP8911	CP891115
		0.25	-60 to 325/350	CP8912	CP891215
		1.00	-60 to 325/350	CP8913	CP891315
	50	0.25	-60 to 325/350	CP8914	
		0.40	-60 to 325/350	CP8915	
	60	0.25	-60 to 325/350	CP8916	CP891615
		1.00	-60 to 325/350	CP8917	CP891715

Agilent J&W High Efficiency GC columns are displayed using italicized descriptions and part numbers

(Continued)

VF-1ms

ID (mm)	Length (m)	Film (μm)	Temp Limits ($^{\circ}\text{C}$)	7 in Cage	5 in Cage
0.32	15	0.10	-60 to 325/350	CP8918	CP891815
		0.25	-60 to 325/350	CP8919	
		1.00	-60 to 325/350	CP8920	CP892015
	25	0.25	-60 to 325/350	CP8921	
		0.40	-60 to 325/350	CP8922	
	30	0.10	-60 to 325/350	CP8923	
			0.25	-60 to 325/350	CP8924
		0.50	-60 to 325/350	CP8925	
			1.00	-60 to 325/350	CP8926
	50	0.25	-60 to 325/350	CP8927	
		0.40	-60 to 325/350	CP8928	
	60	0.25	-60 to 325/350	CP8929	
1.00		-60 to 325/350	CP8930		
0.53	15	0.50	-60 to 325/350	CP8965	
		1.50	-60 to 325/350	CP8967	
	30	0.50	-60 to 325/350	CP8968	
		1.00	-60 to 325/350	CP8969	
		1.50	-60 to 310/335	CP8970	



Structure of DB-5ms

DB-5ms

- Phenyl Arylene polymer virtually equivalent to a (5%-Phenyl)-methylpolysiloxane
- Non-polar
- Very low bleed characteristics, ideal for GC/MS
- Excellent inertness for active compounds
- Improved signal-to-noise ratio for better sensitivity and mass spectral integrity
- Bonded and cross-linked
- Solvent rinsable
- Exact replacement of HP-5TA
- Close equivalent to USP Phase G27
- Test mix available

Similar Phases: Rtx-5ms, Rxi-5ms, Rxi-5Sil MS, PTE-5, BPX-5, AT-5ms, ZB-5ms, ZB-5MSi, SLB-5ms, Equity-5

DB-5ms

ID (mm)	Length (m)	Film (μm)	Temp Limits ($^{\circ}\text{C}$)	7 in Cage	5 in Cage	7890/6890 LTM Module	5975T LTM Toroid
<i>0.18</i>	<i>20</i>	<i>0.18</i>	<i>-60 to 325/350</i>	<i>121-5522</i>	<i>121-5522E</i>	<i>121-5522LTM</i>	<i>221-5522LTM</i>
		<i>0.36</i>	<i>-60 to 325/350</i>	<i>121-5523</i>		<i>121-5523LTM</i>	
	<i>40</i>	<i>0.18</i>	<i>-60 to 325/350</i>	<i>121-5542</i>			
0.20	12	0.33	-60 to 325/350	128-5512		128-5512LTM	
	25	0.33	-60 to 325/350	128-5522		128-5522LTM	
	50	0.33	-60 to 325/350	128-5552			
0.25	15	0.10	-60 to 325/350	122-5511		122-5511LTM	
		0.25	-60 to 325/350	122-5512		122-5512LTM	222-5512LTM
		0.50	-60 to 325/350	122-5516		122-5516LTM	
		1.00	-60 to 325/350	122-5513		122-5513LTM	
	25	0.25	-60 to 325/350	122-5522		122-5522LTM	
		0.40	-60 to 325/350	122-552A		122-552ALTM	
	30	0.10	-60 to 325/350	122-5531		122-5531LTM	
		0.25	-60 to 325/350	122-5532	122-5532E	122-5532LTM	222-5532LTM
		0.50	-60 to 325/350	122-5536	122-5536E	122-5536LTM	
		1.00	-60 to 325/350	122-5533	122-5533E	122-5533LTM	
	50	0.25	-60 to 325/350	122-5552			
	60	0.10	-60 to 325/350	122-5561			
0.25		-60 to 325/350	122-5562	122-5562E			
1.00		-60 to 325/350	122-5563				

Agilent J&W High Efficiency GC columns are displayed using italicized descriptions and part numbers

(Continued)


DB-5ms

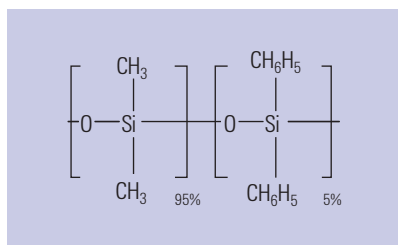
ID (mm)	Length (m)	Film (μm)	Temp Limits ($^{\circ}\text{C}$)	7 in Cage	5 in Cage	7890/6890 LTM Module	5975T LTM Toroid	
0.32	15	0.10	-60 to 325/350	123-5511		123-5511LTM		
		0.25	-60 to 325/350	123-5512		123-5512LTM		
		1.00	-60 to 325/350	123-5513	123-5513E	123-5513LTM		
	25	0.52	-60 to 325/350	123-5526		123-5526LTM		
	30	0.10	0.10	-60 to 325/350	123-5531		123-5531LTM	
			0.25	-60 to 325/350	123-5532	123-5532E	123-5532LTM	
			0.50	-60 to 325/350	123-5536		123-5536LTM	
			1.00	-60 to 325/350	123-5533		123-5533LTM	
		60	0.10	-60 to 325/350	123-5561			
		0.25	-60 to 325/350	123-5562				
		0.50	-60 to 325/350	123-5566				
		1.00	-60 to 325/350	123-5563				
0.53	15	1.50	-60 to 300/320	125-5512		125-5512LTM		
	30	0.50	-60 to 300/320	125-5537		125-5537LTM		
		1.00	-60 to 300/320	125-553J		125-553JLTM		
		1.50	-60 to 300/320	125-5532		125-5532LTM		



Tips & Tools

Learn more about the Agilent 7890A System at
www.agilent.com/chem/7890A





Structure of HP-5ms

HP-5ms

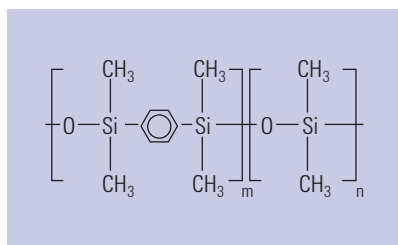
- (5%-Phenyl)-methylpolysiloxane
- Identical selectivity to HP-5
- Non-polar
- Very low bleed characteristics, ideal for GC/MS
- Excellent inertness for active compounds including acidic and basic compounds
- Improved signal-to-noise ratio for better sensitivity and mass spectral integrity
- Bonded and cross-linked
- Solvent rinsable
- Equivalent to USP Phase G27

Similar Phases: Rtx-5ms, Rxi-5ms, Rxi-5Sil MS, PTE-5, BPX-5, AT-5ms, ZB-5ms, SLB-5ms, Equity-5

HP-5ms

ID (mm)	Length (m)	Film (μm)	Temp Limits (°C)	7 in Cage	5 in Cage	7890/6890 LTM Module	5975T LTM Toroid
<i>0.18</i>	<i>20</i>	<i>0.18</i>	<i>-60 to 325/350</i>	<i>19091S-577</i>		<i>19091S-577LTM</i>	
0.20	12	0.33	-60 to 325/350	19091S-101		19091S-101LTM	
	25	0.33	-60 to 325/350	19091S-102	19091S-102E	19091S-102LTM	
	50	0.33	-60 to 325/350	19091S-105			
0.25	15	0.10	-60 to 325/350	19091S-331		19091S-331LTM	
		0.25	-60 to 325/350	19091S-431		19091S-431LTM	
		1.00	-60 to 325/350	19091S-231		19091S-231LTM	
	30	0.10	-60 to 325/350	19091S-333		19091S-333LTM	
		0.25	-60 to 325/350	19091S-433	19091S-433E	19091S-433LTM	29091S-433LTM
		0.50	-60 to 325/350	19091S-133		19091S-133LTM	
		1.00	-60 to 325/350	19091S-233	19091S-233E	19091S-233LTM	
	60	0.10	-60 to 325/350	19091S-336			
0.25		-60 to 325/350	19091S-436	19091S-436E			
0.32	25	0.52	-60 to 325/350	19091S-112	19091S-112E	19091S-112LTM	
	30	0.10	-60 to 325/350	19091S-313		19091S-313LTM	
		0.25	-60 to 325/350	19091S-413	19091S-413E	19091S-413LTM	
		0.50	-60 to 325/350	19091S-113		19091S-113LTM	
		1.00	-60 to 325/350	19091S-213		19091S-213LTM	
	60	0.25	-60 to 325/350	19091S-416			

Agilent J&W High Efficiency GC columns are displayed using italicized descriptions and part numbers



Structure of VF-5ms

VF-5ms

- Highly inert 5% phenylmethyl column for increased sensitivity, accuracy and instrument uptime
- Minimal column bleed improves sensitivity – ultra low bleed specification of 1 pA @ 325 °C (30 m x 0.25 mm, 0.25 μm)
- Slightly higher polarity than VF-1ms, results in improved selectivity for aromatic compounds; selectivity and excellent inertness make these columns applicable for a wide range of semi-polar and even polar compounds
- 0.15 mm id columns available for high efficiency GC and GC/MS analyses
- QC test results for retention index, efficiency, selectivity and bleed is reported with every column
- Supplied with EZ-GRIP to simplify column installation, coupling and operation

Similar Phases: Rtx-5ms, Rxi-5ms, Rxi-5Sil MS, PTE-5, BPX-5, AT-5ms, ZB-5ms, ZB-5MSi, SLB-5ms, Equity-5

VF-5ms

ID (mm)	Length (m)	Film (μm)	Temp Limits (°C)	7 in Cage	5 in Cage
0.10	10	0.40	-60 to 325/350	CP8934	
	20	0.40	-60 to 325/350	CP8933	
<i>0.15</i>	<i>10</i>	<i>0.15</i>	<i>-60 to 325/350</i>	<i>CP9034</i>	<i>CP903415</i>
	<i>15</i>	<i>0.15</i>	<i>-60 to 325/350</i>	<i>CP9035</i>	
	<i>20</i>	<i>0.15</i>	<i>-60 to 325/350</i>	<i>CP9036</i>	<i>CP903615</i>
		<i>0.30</i>	<i>-60 to 325/350</i>	<i>CP9037</i>	
	<i>40</i>	<i>0.60</i>	<i>-60 to 325/350</i>	<i>CP9038</i>	
		<i>0.15</i>	<i>-60 to 325/350</i>	<i>CP9039</i>	<i>CP903915</i>
		<i>0.60</i>	<i>-60 to 325/350</i>	<i>CP9040</i>	
0.20	12	0.33	-60 to 325/350	CP8935	CP893515
	25	0.33	-60 to 325/350	CP8936	CP893615
	50	0.33	-60 to 325/350	CP8937	
0.25	15	0.10	-60 to 325/350	CP8938	
		0.25	-60 to 325/350	CP8939	
		0.50	-60 to 325/350	CP8963	
		1.00	-60 to 325/350	CP8940	
	25	0.25	-60 to 325/350	CP8941	CP894115
		0.40	-60 to 325/350	CP8942	
	30	0.10	-60 to 325/350	CP8943	CP894315
		0.25	-60 to 325/350	CP8944	CP894415
		0.50	-60 to 325/350	CP8945	
	50	1.00	-60 to 325/350	CP8946	
		0.25	-60 to 325/350	CP8947	
	60	0.10	-60 to 325/350	CP8948	CP894815
0.25		-60 to 325/350	CP8960	CP896015	
1.00		-60 to 325/350	CP8949		

Agilent J&W High Efficiency GC columns are displayed using italicized descriptions and part numbers

(Continued)




VF-5ms

ID (mm)	Length (m)	Film (µm)	Temp Limits (°C)	7 in Cage	5 in Cage
0.32	15	0.10	-60 to 325/350	CP8950	
		0.25	-60 to 325/350	CP8951	
		1.00	-60 to 325/350	CP8952	
	25	0.52	-60 to 325/350	CP8953	
		30	0.10	-60 to 325/350	CP8954
	0.25		-60 to 325/350	CP8955	CP895515
	0.50		-60 to 325/350	CP8956	
	1.00		-60 to 325/350	CP8957	CP895715
	50	0.25	-60 to 325/350	CP8958	
		0.40	-60 to 325/350	CP8959	
	60	0.25	-60 to 325/350	CP8961	CP896115
		1.00	-60 to 325/350	CP8962	
0.53	15	0.50	-60 to 325/350	CP8971	
		1.00	-60 to 325/350	CP8972	
		1.50	-60 to 325/350	CP8973	
	30	0.50	-60 to 325/350	CP8974	
		1.00	-60 to 325/350	CP8975	
		1.50	-60 to 310/335	CP8976	



Tips & Tools

As part of Agilent's ongoing commitment to be your partner in chromatography, we have created a series of GC Troubleshooting videos, featuring Daron Decker, GC Applications Specialist, and Herb Brooks, Agilent Service Engineer. To view the videos, visit www.agilent.com/chem/gctroubleshooting



DB-XLB

- Exceptionally low bleed
- Low polarity
- Extended temperature limit of 340/360 °C
- Unique selectivity
- Excellent inertness for active compounds
- Ideal for confirmational analyses
- Excellent for pesticides, herbicides, PCBs and PAHs
- Ideal for GC/MS
- Bonded and cross-linked
- Solvent rinsable

Note: "DB-XLB is designed for inhibiting column bleed at high temperatures. It also appears to have inadvertently inherited an exceptional ability for separating many PCB congeners when used with MS detection. This stellar performance was maximized after careful optimization of the column dimensions, temperature programs, and carrier gas flow conditions."

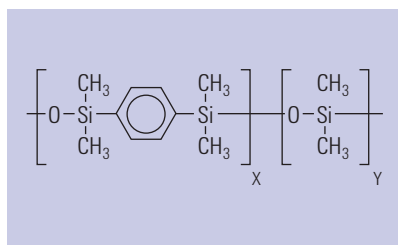
(Frame, G. Analytical Chemistry News & Features, Aug. 1, 1997, 468A-475A)

Similar Phases: Rtx-XLB, MDN-12, ZB-XLB, ZB-XLB HT

DB-XLB

ID (mm)	Length (m)	Film (µm)	Temp Limits (°C)	7 in Cage	5 in Cage	7890/6890 LTM Module
<i>0.18</i>	<i>20</i>	<i>0.18</i>	<i>30 to 340/360</i>	<i>121-1222</i>	<i>121-1222E</i>	<i>121-1222LTM</i>
	<i>30</i>	<i>0.18</i>	<i>30 to 340/360</i>	<i>121-1232</i>		
0.20	12	0.33	30 to 340/360	128-1212	128-1212E	
	25	0.33	30 to 340/360	128-1222		
0.25	15	0.10	30 to 340/360	122-1211		122-1211LTM
		0.25	30 to 340/360	122-1212		
	30	0.10	30 to 340/360	122-1231		
		0.25	30 to 340/360	122-1232		122-1232LTM
		0.50	30 to 340/360	122-1236		
		1.00	30 to 340/360	122-1233		
60	0.25	30 to 340/360	122-1262	122-1262E		
0.32	30	0.25	30 to 340/360	123-1232		
		0.50	30 to 340/360	123-1236		
	60	0.25	30 to 340/360	123-1262		
0.53	15	1.50	30 to 320/340	125-1212		125-1212LTM
	30	1.50	30 to 320/340	125-1232		125-1232LTM

Agilent J&W High Efficiency GC columns are displayed using italicized descriptions and part numbers



Structure of VF-Xms



Column shown with EZ-GRIP

VF-Xms

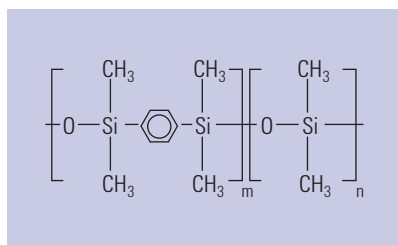
- High arylene modified phase for accurate results
- Isothermal applications up to 340 °C for a broad application range
- Ideal for confirmational analyses – more polar alternative to 5% phenyl columns
- Ultra low bleed delivers ultimate sensitivity and signal-to-noise ratio
- Provides exceptionally high selectivity for semivolatiles compounds such as pesticides and delivers high resolution with short analysis time
- Very unique selectivity for chlorinated compounds
- QC test results for retention index, efficiency, selectivity and bleed is reported with every column
- 0.15 mm id columns available for high efficiency GC and GC/MS analyses
- Supplied with an EZ-GRIP to simplify column installation, coupling and operation

Similar Phases: Rtx-XLB, MDN-12, ZB-XLB, ZB-XLB HT

VF-Xms

ID (mm)	Length (m)	Film (µm)	Temp Limits (°C)	7 in Cage	5 in Cage
<i>0.15</i>	<i>20</i>	<i>0.15</i>	<i>30 to 340/360</i>	<i>CP9041</i>	
0.20	12	0.33	30 to 340/360	CP8800	
	25	0.33	30 to 340/360	CP8801	
0.25	15	0.10	30 to 340/360	CP8802	
		0.25	30 to 340/360	CP8803	
	30	0.10	30 to 340/360	CP8805	
		0.25	30 to 340/360	CP8806	CP880615
		0.50	30 to 340/360	CP8807	
	60	1.00	30 to 340/360	CP8808	
0.32	15	0.25	30 to 340/360	CP8810	
		1.00	30 to 340/360	CP8811	
	30	0.10	30 to 340/360	CP8812	
		0.25	30 to 340/360	CP8813	
		0.50	30 to 340/360	CP8814	
		1.00	30 to 340/360	CP8815	
60	0.25	30 to 340/360	CP8816		
0.53	15	1.50	30 to 325/340	CP8817	
	30	1.50	30 to 325/340	CP8818	

Agilent J&W High Efficiency GC columns are displayed using italicized descriptions and part numbers



Structure of DB-35ms

DB-35ms

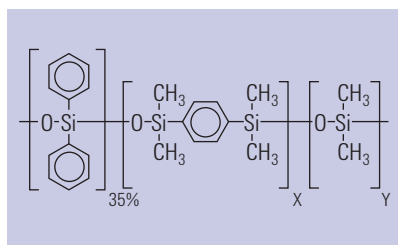
- Virtually equivalent to a (35%-Phenyl)-methylpolysiloxane
- Mid-polarity
- Very low bleed characteristics, ideal for GC/MS
- Extended temperature limit of 340/360 °C
- Excellent inertness for active compounds
- Ideal for confirmational analyses
- Bonded and cross-linked
- Solvent rinsable
- Replaces HP-35ms
- Close equivalent to USP Phase G42

Similar Phases: Rtx-35, Rtx-35ms, Rxi-35Sil MS, SPB-35, AT-35, Sup-Herb, MDN-35, BPX-34, ZB-35, ZB-35 ht

DB-35ms

ID (mm)	Film (µm)	Temp Limits (°C)	7 in Cage	5 in Cage	7890/6890 LTM Module	5975T LTM Toroid
<i>0.18</i>	<i>0.18</i>	<i>50 to 340/360</i>	<i>121-3822</i>	<i>121-3822E</i>	<i>121-3822LTM</i>	<i>221-3822LTM</i>
0.20	0.33	50 to 340/360	128-3812			
	0.33	50 to 340/360	128-3822			
0.25	0.25	50 to 340/360	122-3812			222-3812LTM
	0.15	50 to 340/360	122-3831			
	0.25	50 to 340/360	122-3832	122-3832E	122-3832LTM	222-3832LTM
	0.25	50 to 340/360	122-3862			
0.32	0.25	50 to 340/360	123-3812			
	0.25	50 to 340/360	123-3832	123-3832E		
0.53	0.50	50 to 320/340	125-3837		125-3837LTM	
	1.00	50 to 320/340	125-3832		125-3832LTM	

Agilent J&W High Efficiency GC columns are displayed using italicized descriptions and part numbers



Structure of VF-35ms

VF-35ms

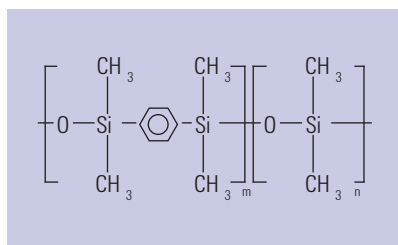
- Stabilized arylene-modified equivalent of a 35% phenylmethyl phase
- Ideal for dual column confirmational analyses
- Ultra low bleed, highly stable column with a programmable maximum temperature of 360 °C
- Medium polarity column ideal for trace environmental and chemical analyses
- 0.15 mm id columns available for high efficiency GC and GC/MS analyses
- Supplied with an EZ-GRIP to simplify column installation, coupling and operation

Similar Phases: Rtx-35, Rtx-35ms, Rxi-35Sil MS, SPB-35, AT-35, Sup-Herb, MDN-35, BPX-34, ZB-35, ZB-35 ht

VF-35ms

ID (mm)	Length (m)	Film (µm)	Temp Limits (°C)	7 in Cage	5 in Cage
<i>0.15</i>	<i>10</i>	<i>0.15</i>	<i>40 to 340/360</i>	<i>CP5887</i>	
	<i>15</i>	<i>0.15</i>	<i>40 to 340/360</i>	<i>CP5888</i>	
	<i>20</i>	<i>0.15</i>	<i>40 to 340/360</i>	<i>CP5889</i>	
0.20	15	0.33	40 to 340/360	CP8872	
	25	0.33	40 to 340/360	CP8873	
0.25	15	0.25	40 to 340/360	CP8874	
		0.10	40 to 340/360	CP8875	
	30	0.15	40 to 340/360	CP8876	
		0.25	40 to 340/360	CP8877	CP887715
		0.50	40 to 340/360	CP8878	CP887815
	60	1.00	40 to 340/360	CP8879	
60	0.25	40 to 340/360	CP8880		
0.32	15	0.25	40 to 340/360	CP8881	
		0.25	40 to 340/360	CP8882	
	30	0.50	40 to 340/360	CP8883	CP888315
		1.00	40 to 340/360	CP8884	
60	0.25	40 to 340/360	CP8885		
0.53	15	1.00	40 to 325/350	CP8886	
		0.50	40 to 325/350	CP8887	
	30	1.00	40 to 325/350	CP8888	

Agilent J&W High Efficiency GC columns are displayed using italicized descriptions and part numbers



Structure of DB-17ms

DB-17ms

- Virtually equivalent to (50%-Phenyl)-methylpolysiloxane
- 320/340 °C upper temperature limit
- Very low bleed mid-polarity column, ideal for GC/MS
- Excellent inertness for active compounds
- Enhanced mass spectral integrity
- Bonded and cross-linked
- Solvent rinsable
- Excellent choice for CLP pesticides

Similar Phases: Rxi-17Sil MS, Rtx-50, 007-17, SP-2250, SPB-50, BPX-50, SPB-17, AT-50

DB-17ms

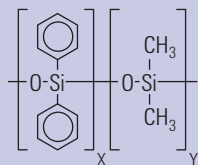
ID (mm)	Length (m)	Film (µm)	Temp Limits (°C)	7 in Cage	5 in Cage	7890/6890 LTM Module	5975T LTM Toroid
<i>0.18</i>	<i>20</i>	<i>0.18</i>	<i>40 to 320/340</i>	<i>121-4722</i>	<i>121-4722E</i>	<i>121-4722LTM</i>	<i>221-4722LTM</i>
0.25	15	0.15	40 to 320/340	122-4711		122-4711LTM	
		0.25	40 to 320/340	122-4712		122-4712LTM	222-4712LTM
	30	0.15	40 to 320/340	122-4731		122-4731LTM	
		0.25	40 to 320/340	122-4732	122-4732E	122-4732LTM	222-4732LTM
0.32	60	0.25	40 to 320/340	122-4762			
	15	0.25	40 to 320/340	123-4712		123-4712LTM	
30		0.25	40 to 320/340	123-4732		123-4732LTM	

Agilent J&W High Efficiency GC columns are displayed using italicized descriptions and part numbers

Tips & Tools

View the latest GC column focused applications, products and educational resources at www.agilent.com/chem/myGCcolumns





Structure of VF-17ms

VF-17ms

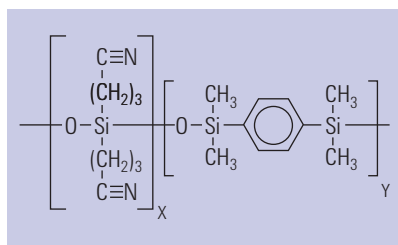
- 50% phenyl/50% dimethylpolysiloxane, medium polarity phase
- Ultra low bleed
- Proprietary deactivation technology and manufacturing process improves column stability, resulting in improved column-to-column repeatability and column lifetimes
- Ideal for environmental and clinical methods
- Ultra low bleed specification at 2 pA @ 325 °C (0.25 mm x 30 m, 0.25 µm)
- Ideal EPA confirmation column for ultimate confidence
- Bonded and cross-linked
- Solvent rinsable
- 0.15 mm id columns available for high efficiency GC and GC/MS analyses
- Supplied with an EZ-GRIP to simplify column installation, coupling and operation

Similar Phases: Rxi-17Sil MS, Rtx-50, 007-17, SP-2250, SPB-50, BPX-50, SPB-17, AT-50

VF-17ms

ID (mm)	Length (m)	Film (µm)	Temp Limits (°C)	7 in Cage	5 in Cage
0.10	10	0.20	40 to 330/360	CP8977	
<i>0.15</i>	<i>10</i>	<i>0.15</i>	<i>40 to 330/360</i>	<i>CP5882</i>	
	<i>15</i>	<i>0.15</i>	<i>40 to 330/360</i>	<i>CP5883</i>	
	<i>20</i>	<i>0.15</i>	<i>40 to 330/360</i>	<i>CP5884</i>	
0.25	15	0.25	40 to 330/360	CP8979	
	15	0.50	40 to 330/360	CP8980	
	30	0.15	40 to 330/360	CP8981	
		0.25	40 to 330/360	CP8982	CP898215
		0.50	40 to 330/360	CP8983	
60	0.25	40 to 330/360	CP8984		
0.32	15	0.15	40 to 330/360	CP8986	
		0.25	40 to 330/360	CP8987	
	30	0.25	40 to 330/360	CP8990	CP899015
		0.50	40 to 330/360	CP8991	
0.53	15	0.25	40 to 330/360	CP8994	
		1.00	40 to 330/360	CP8996	
		1.50	40 to 310/340	CP8998	
	30	0.50	40 to 330/360	CP9000	
		1.00	40 to 310/340	CP9001	
		1.50	40 to 310/340	CP9002	

Agilent J&W High Efficiency GC columns are displayed using italicized descriptions and part numbers



Structure of VF-23ms

VF-23ms

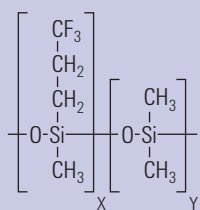
- High polarity and highly substituted cyanopropyl low bleed phase
- Engineered for accurate analysis of very polar analytes
- 100% bonded phase permits column rinsing to enhance column lifetime
- Operating temperature up to 260 °C
- Expands application ranges to higher molecular weight compounds
- 0.15 mm id columns available for high efficiency GC and GC/MS analyses
- Supplied with an EZ-GRIP to simplify column installation, coupling and operation

Similar Phases: SP-2330, Rtx-2330, 007-23, AT-Silar, BPX-70, SP-2340

VF-23ms

ID (mm)	Length (m)	Film (µm)	Temp Limits (°C)	7 in Cage	5 in Cage
0.10	10	0.10	40 to 260/260	CP8819	
<i>0.15</i>	<i>15</i>	<i>0.15</i>	<i>40 to 260/260</i>	<i>CP5886</i>	
	<i>20</i>	<i>0.15</i>	<i>40 to 260/260</i>	<i>CP9042</i>	
	<i>40</i>	<i>0.15</i>	<i>40 to 260/260</i>	<i>CP5885</i>	
0.25	15	0.25	40 to 260/260	CP8820	CP882015
	30	0.15	40 to 260/260	CP8821	CP882115
		0.25	40 to 260/260	CP8822	CP882215
	60	0.15	40 to 260/260	CP8823	
		0.25	40 to 260/260	CP8824	CP882415
0.32	15	0.25	40 to 260/260	CP8825	
	30	0.15	40 to 260/260	CP8826	
		0.25	40 to 260/260	CP8827	
	60	0.15	40 to 260/260	CP8828	
		0.25	40 to 260/260	CP8829	
0.53	15	0.50	40 to 245/245	CP8830	
	30	0.50	40 to 245/245	CP8831	

Agilent J&W High Efficiency GC columns are displayed using italicized descriptions and part numbers



Structure of VF-200ms

VF-200ms

- Trifluoropropyl phase has very high temperature stability and can be used routinely up to 350 °C
- Ideally suited for analyses of ketones, aldehydes, nitro- or chloro-containing compounds, PAHs, unsaturated compounds, silanes, and CFCs
- Optimized deactivation for symmetrical peak shape
- Ultra-low bleed for trace analysis
- 0.15 mm id columns available for high efficiency GC and GC/MS analyses
- Supplied with an EZ-GRIP to simplify column installation, coupling and operation

Similar Phases: Rtx-200

VF-200ms

ID (mm)	Length (m)	Film (µm)	Temp Limits (°C)	7 in Cage	5 in Cage
<i>0.15</i>	<i>10</i>	<i>0.15</i>	<i>0 to 325/350</i>	<i>CP5893</i>	
		<i>0.15</i>	<i>0 to 325/350</i>	<i>CP5891</i>	
		<i>0.60</i>	<i>0 to 325/350</i>	<i>CP5892</i>	
0.25	15	0.25	0 to 325/350	CP8855	CP885515
		0.50	0 to 325/350	CP8856	
	30	0.10	0 to 325/350	CP8857	
		0.25	0 to 325/350	CP8858	
		0.50	0 to 325/350	CP8859	CP885915
		1.00	0 to 325/350	CP8860	CP886015
60	0.25	0 to 325/350	CP8861		
<i>0.32</i>	<i>15</i>	0.25	0 to 325/350	CP8862	
		0.25	0 to 325/350	CP8863	
	<i>30</i>	0.50	0 to 325/350	CP8864	
		1.00	0 to 325/350	CP8865	CP886515
0.53	15	1.00	0 to 300/325	CP8866	
		0.50	0 to 300/325	CP8867	
	30	1.00	0 to 300/325	CP8868	CP886815

Agilent J&W High Efficiency GC columns are displayed using italicized descriptions and part numbers

DB-225ms

- Virtually equivalent to (50%-Cyanopropylphenyl)-methylpolysiloxane
- Mid/high polarity
- Excellent for separations of cis- and trans-fatty acid methyl esters (FAMES)
- Low bleed
- Bonded and cross-linked
- Solvent rinsable
- Close equivalent to USP Phase G7

Similar Phases: SP-2330, Rtx-225, BP-225, OV-225, 007-225, AT-225


DB-225ms

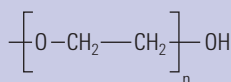
ID (mm)	Length (m)	Film (μm)	Temp Limits ($^{\circ}\text{C}$)	7 in Cage	5 in Cage	7890/6890 LTM Module	5975T LTM Toroid
0.25	15	0.25	40 to 240	122-2912		122-2912LTM	222-2912LTM
	30	0.25	40 to 240	122-2932	122-2932E	122-2932LTM	222-2932LTM
	60	0.25	40 to 240	122-2962			
0.32	30	0.25	40 to 240	123-2932		123-2932LTM	



Tips & Tools

Get fast and easy GC pressure and flow calculations at your fingertips with Agilent's GC Calculator Application – www.agilent.com/chem/gcapp





Structure of VF-WAXms

VF-WAXms

- Specially designed WAX phase designed for accurate MS results with polar compounds
- Operating temperature range of 20 °C to 250 °C
- Improves signal-to-noise ratio for trace analyses
- Ideal for GC/MS food, flavor and fragrance applications, especially where trace analyses are required
- Ultra low bleed provides increased sensitivity and extended column lifetime at higher temperatures
- Improved performance with no change in the typical selectivity of PEG
- 0.15 mm id columns available for high efficiency GC and GC/MS analyses
- Supplied with an EZ-GRIP to simplify column installation, coupling and operation

Similar Phases: SUPELCOWAX 10, SUPEROX II, CB-WAX, Stabilwax, BP-20, 007-CW, Carbowax, Rtx-WAX, ZB-WAX, ZB-WAX plus

VF-WAXms

ID (mm)	Length (m)	Film (µm)	Temp Limits (°C)	7 in Cage	5 in Cage
0.10	10	0.10	20 to 250/260	CP9219	
		0.20	20 to 250/260	CP9218	
	20	0.10	20 to 250/260	CP9229	CP9229I5
<i>0.15</i>	<i>10</i>	<i>0.15</i>	<i>20 to 250/260</i>	<i>CP9200</i>	
	<i>15</i>	<i>0.15</i>	<i>20 to 250/260</i>	<i>CP9201</i>	
	<i>20</i>	<i>0.15</i>	<i>20 to 250/260</i>	<i>CP9220</i>	
	<i>30</i>	<i>0.15</i>	<i>20 to 250/260</i>	<i>CP9202</i>	
0.25	15	0.25	20 to 250/260	CP9203	
		0.50	20 to 250/260	CP9221	
	25	0.20	20 to 250/260	CP9204	
		30	0.25	20 to 250/260	CP9205
	60		0.50	20 to 250/260	CP9222
		1.00	20 to 240	CP9206	
		0.25	20 to 250/260	CP9207	
	0.50	20 to 240	CP9223		

Agilent J&W High Efficiency GC columns are displayed using italicized descriptions and part numbers


(Continued)

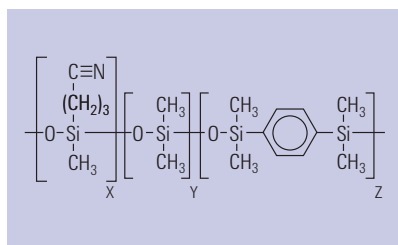
VF-WAXms

ID (mm)	Length (m)	Film (μm)	Temp Limits ($^{\circ}\text{C}$)	7 in Cage	5 in Cage
0.32	15	0.25	20 to 250/260	CP9209	
		0.50	20 to 250/260	CP9224	
		1.00	20 to 250/260	CP9208	
	30	0.25	20 to 250/260	CP9212	CP921215
		0.50	20 to 250/260	CP9210	
		1.00	20 to 240	CP9211	
	60	0.25	20 to 250/260	CP9214	
		0.50	20 to 240	CP9225	CP922515
		1.00	20 to 230	CP9213	
0.53	15	1.00	20 to 250/260	CP9226	CP922615
		2.00	20 to 240	CP9227	
	30	1.00	20 to 240	CP9215	
		2.00	20 to 230	CP9216	
	60	1.00	20 to 230	CP9228	
		2.00	20 to 220	CP9217	

Tips & Tools

As a special MS-type phase, the VF-WAXms column generates less bleed, and therefore less noise and higher signal-to-noise ratios for critical components.





Structure of VF-624ms and VF-1301ms

VF-624ms and VF-1301ms

- VF-624ms is designed for analyzing solvents according to EPA Methods 524, 624 and 8260, as well as USP 467
- VF-1301ms ultra-low-bleed thin-film has a similar selectivity to 624 and is suitable for semivolatile organic solvents, as well as PCBs and pesticides
- Enhanced selectivity for USP 467 eliminates coelution of benzene and 1,2-dichloroethane
- Mid polarity
- Low bleed
- 0.15 mm id columns available for high efficiency GC and GC/MS analyses
- Supplied with an EZ-GRIP to simplify column installation, coupling and operation

Similar Phases: AT-624, Rxi-624 Sil MS, Rtx-624, PE-624, 007-624, 007-502, ZB-624

VF-624ms

ID (mm)	Length (m)	Film (μm)	Temp Limits ($^{\circ}\text{C}$)	7 in Cage	5 in Cage
<i>0.15</i>	<i>15</i>	<i>0.84</i>	<i>-40 to 280/300</i>	<i>CP9101</i>	<i>CP910115</i>
	<i>20</i>	<i>0.84</i>	<i>-40 to 280/300</i>	<i>CP9100</i>	
	<i>30</i>	<i>0.84</i>	<i>-40 to 280/300</i>	<i>CP9109</i>	
	<i>40</i>	<i>0.84</i>	<i>-40 to 280/300</i>	<i>CP9110</i>	
0.25	30	1.40	-40 to 280/300	CP9102	CP910215
	60	1.40	-40 to 280/300	CP9103	CP910315
0.32	30	1.80	-40 to 280/300	CP9104	CP910415
	60	1.80	-40 to 280/300	CP9105	CP910515
0.53	30	3.00	-40 to 280/300	CP9106	CP910615
	60	3.00	-40 to 265/280	CP9107	
	75	3.00	-40 to 265/280	CP9108	

Agilent J&W High Efficiency GC columns are displayed using italicized descriptions and part numbers

Similar Phases: Rtx-1301, PE-1301

VF-1301ms


ID (mm)	Length (m)	Film (μm)	Temp Limits ($^{\circ}\text{C}$)	7 in Cage	5 in Cage
0.10	10	1.00	-40 to 280/300	CP9066	
<i>0.15</i>	<i>15</i>	<i>0.15</i>	<i>-40 to 280/300</i>	<i>CP9050</i>	
	<i>20</i>	<i>0.15</i>	<i>-40 to 280/300</i>	<i>CP9051</i>	
0.25	15	1.00	-40 to 280/300	CP9052	
	30	0.25	-40 to 280/300	CP9053	
		1.00	-40 to 280/300	CP9054	
	60	0.25	-40 to 280/300	CP9055	
1.00		-40 to 280/300	CP9056		
0.32	15	0.25	-40 to 280/300	CP9057	
		1.00	-40 to 280/300	CP9058	
	30	0.25	-40 to 280/300	CP9059	
		1.00	-40 to 280/300	CP9060	CP906015
60	1.00	-40 to 280/300	CP9061		
	0.53	15	1.00	-40 to 280/300	CP9062
30		1.00	-40 to 280/300	CP9063	
		1.50	-40 to 280/300	CP9064	

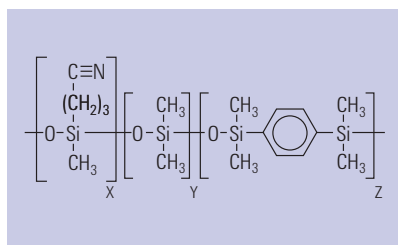
Agilent J&W High Efficiency GC columns are displayed using italicized descriptions and part numbers



Tips & Tools

Ensure a lifetime of peak performance and maximum productivity with Agilent's comprehensive GC supplies portfolio, learn more at www.agilent.com/chem/GCsupplies





Structure of VF-1701ms

VF-1701ms

- Ultra-low bleed 14% cyanopropyl/phenyl/86% polydimethylsiloxane phase
- Mid polarity
- Ideal for pesticides, PCBs and semi-volatile organic compounds
- Highly inert for difficult analytes such as p,p'-DDT
- Deactivated for accurate trace analysis
- Engineered for reduced bleed, (bleed specification is 2 pA @ 280 °C for a 0.25 mm x 60 m, 0.25 µm id column)
- 0.15 mm id columns available for high efficiency GC and GC/MS analyses
- Supplied with an EZ-GRIP to simplify column installation, coupling and operation

Similar Phases: SPB-1701, Rtx-1701, BP-10, OV-1701, 007-1701, ZB-1701

VF-1701ms

ID (mm)	Length (m)	Film (µm)	Temp Limits (°C)	7 in Cage	5 in Cage
0.10	10	0.20	-20 to 280/300	CP9140	
		0.40	-20 to 280/300	CP9141	
	20	0.10	-20 to 280/300	CP9142	
<i>0.15</i>	<i>15</i>	<i>0.10</i>	<i>-20 to 280/300</i>	<i>CP9175</i>	
		<i>0.15</i>	<i>-20 to 280/300</i>	<i>CP9143</i>	
		<i>0.60</i>	<i>-20 to 280/300</i>	<i>CP9144</i>	
	<i>20</i>	<i>0.15</i>	<i>-20 to 280/300</i>	<i>CP9145</i>	
		<i>0.60</i>	<i>-20 to 280/300</i>	<i>CP9146</i>	
0.25	15	0.15	-20 to 280/300	CP9147	
		0.25	-20 to 280/300	CP9148	
		1.00	-20 to 280/300	CP9149	CP9149I5
	30	0.15	-20 to 280/300	CP9150	
		0.25	-20 to 280/300	CP9151	CP9151I5
		1.00	-20 to 280/300	CP9152	CP9152I5
	60	0.15	-20 to 280/300	CP9153	
		0.25	-20 to 280/300	CP9154	CP9154I5
		0.50	-20 to 280/300	CP9155	CP9155I5
		1.00	-20 to 280/300	CP9156	

Agilent J&W High Efficiency GC columns are displayed using italicized descriptions and part numbers

(Continued)


VF-1701ms

ID (mm)	Length (m)	Film (μm)	Temp Limits ($^{\circ}\text{C}$)	7 in Cage	5 in Cage
0.32	15	0.15	-20 to 280/300	CP9157	
		0.25	-20 to 280/300	CP9158	
		1.00	-20 to 280/300	CP9159	
	30	0.10	-20 to 280/300	CP9160	
		0.15	-20 to 280/300	CP9161	
		0.25	-20 to 280/300	CP9162	
		1.00	-20 to 280/300	CP9163	
	60	0.15	-20 to 280/300	CP9164	
		0.25	-20 to 280/300	CP9165	
1.00		-20 to 280/300	CP9166	CP916615	
0.53	15	1.00	-20 to 280/300	CP9167	
	30	0.10	-20 to 280/300	CP9168	
		0.25	-20 to 280/300	CP9169	
		0.50	-20 to 280/300	CP9170	
		1.00	-20 to 280/300	CP9171	
		1.50	-20 to 280/300	CP9172	
	60	1.00	-20 to 280/300	CP9173	
		1.50	-20 to 265/280	CP9174	



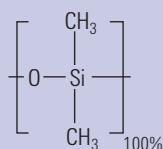
Tips & Tools

Search the ScanView database to find almost 2000 GC applications and standard methods of all types, old and new. Get your free copy of ScanView at www.agilent.com/chem/scanview



Premium Polysiloxane Columns

Polysiloxanes are the most common stationary phases. They are available in the greatest variety and are stable, robust and versatile. Standard polysiloxanes are characterized by the repeating siloxane backbone. Each silicon atom contains two functional groups. The type and percent level of substitution of the groups distinguish each stationary phase and its properties.



Structure of DB-1

DB-1

- 100% Dimethylpolysiloxane
- Non-polar
- Excellent general purpose column
- Wide range of applications
- Low bleed
- High temperature limit
- Bonded and cross-linked
- Solvent rinsable
- Wide range of column dimensions available
- Equivalent to USP Phase G2

Similar Phases: SPB-1, Rtx-1, BP-1, OV-1, OV-101, 007-1(MS), SP-2100, SE-30, ZB-1, AT-1, MDN-1, ZB-1

DB-1

ID (mm)	Length (m)	Film (µm)	Temp Limits (°C)	7 in Cage	5 in Cage	7890/6890 LTM Module
0.05	10	0.05	-60 to 325/350	126-1012		126-1012LTM
		0.05	-60 to 325/350	126-10SP		
		0.20	-60 to 325/350	126-1013		126-1013LTM
0.10	5	0.12	-60 to 325/350	127-100A		127-100ALTM
		0.10	-60 to 325/350	127-1012	127-1012E	127-1012LTM
	20	0.40	-60 to 325/350	127-1013	127-1013E	127-1013LTM
		0.10	-60 to 325/350	127-1022	127-1022E	127-1022LTM
	40	0.40	-60 to 325/350	127-1023	127-1023E	127-1023LTM
		0.20	-60 to 325/350	127-1046	127-1046E	
		0.40	-60 to 325/350	127-1043		

Agilent J&W High Efficiency GC columns are displayed using italicized descriptions and part numbers

(Continued)

DB-1

ID (mm)	Length (m)	Film (µm)	Temp Limits (°C)	7 in Cage	5 in Cage	7890/6890 LTM Module
<i>0.15</i>	<i>10</i>	<i>1.20</i>	<i>-60 to 325/350</i>	<i>12A-1015</i>		<i>12A-1015LTM</i>
<i>0.18</i>	<i>10</i>	<i>0.18</i>	<i>-60 to 325/350</i>	<i>121-1012</i>	<i>121-1012E</i>	<i>121-1012LTM</i>
		<i>0.20</i>	<i>-60 to 325/350</i>	<i>121-101A</i>		<i>121-101ALTM</i>
		<i>0.40</i>	<i>-60 to 325/350</i>	<i>121-1013</i>	<i>121-1013E</i>	<i>121-1013LTM</i>
	<i>20</i>	<i>0.18</i>	<i>-60 to 325/350</i>	<i>121-1022</i>	<i>121-1022E</i>	<i>121-1022LTM</i>
		<i>0.40</i>	<i>-60 to 325/350</i>	<i>121-1023</i>		<i>121-1023LTM</i>
	<i>40</i>	<i>0.40</i>	<i>-60 to 325/350</i>	<i>121-1043</i>	<i>121-1043E</i>	
<i>0.20</i>	<i>12</i>	<i>0.33</i>	<i>-60 to 325/350</i>	<i>128-1012</i>		<i>128-1012LTM</i>
	<i>25</i>	<i>0.33</i>	<i>-60 to 325/350</i>	<i>128-1022</i>		<i>128-1022LTM</i>
	<i>30</i>	<i>0.80</i>	<i>-60 to 325/350</i>	<i>128-1034</i>		<i>128-1034LTM</i>
	<i>50</i>	<i>0.33</i>	<i>-60 to 325/350</i>	<i>128-1052</i>		
<i>0.25</i>	<i>15</i>	<i>0.10</i>	<i>-60 to 325/350</i>	<i>122-1011</i>		<i>122-1011LTM</i>
		<i>0.25</i>	<i>-60 to 325/350</i>	<i>122-1012</i>		<i>122-1012LTM</i>
		<i>1.00</i>	<i>-60 to 325/350</i>	<i>122-1013</i>		<i>122-1013LTM</i>
	<i>25</i>	<i>0.25</i>	<i>-60 to 325/350</i>	<i>122-1022</i>		<i>122-1022LTM</i>
	<i>30</i>	<i>0.10</i>	<i>-60 to 325/350</i>	<i>122-1031</i>		<i>122-1031LTM</i>
		<i>0.25</i>	<i>-60 to 325/350</i>	<i>122-1032</i>	<i>122-1032E</i>	<i>122-1032LTM*</i>
		<i>0.50</i>	<i>-60 to 325/350</i>	<i>122-103E</i>		<i>122-103ELTM</i>
		<i>1.00</i>	<i>-60 to 325/350</i>	<i>122-1033</i>	<i>122-1033E</i>	<i>122-1033LTM</i>
	<i>50</i>	<i>0.25</i>	<i>-60 to 325/350</i>	<i>122-1052</i>		
	<i>60</i>	<i>0.10</i>	<i>-60 to 325/350</i>	<i>122-1061</i>		
		<i>0.25</i>	<i>-60 to 325/350</i>	<i>122-1062</i>		
		<i>0.50</i>	<i>-60 to 325/350</i>	<i>122-106E</i>		
		<i>1.00</i>	<i>-60 to 325/350</i>	<i>122-1063</i>		
<i>100</i>	<i>0.50</i>	<i>-60 to 325/350</i>	<i>122-10AE</i>			
<i>150</i>	<i>1.00</i>	<i>-60 to 325/350</i>	<i>122-10G3</i>			

Agilent J&W High Efficiency GC columns are displayed using italicized descriptions and part numbers

(Continued)

DB-1

ID (mm)	Length (m)	Film (µm)	Temp Limits (°C)	7 in Cage	5 in Cage	7890/6890 LTM Module
0.32	10	0.50	-60 to 325/350	123-100E		123-100ELTM
	15	0.10	-60 to 325/350	123-1011		123-1011LTM
0.25		-60 to 325/350	123-1012		123-1012LTM	
1.00		-60 to 325/350	123-1013		123-1013LTM	
3.00		-60 to 280/300	123-1014		123-1014LTM	
5.00		-60 to 280/300	123-1015		123-1015LTM	
25		0.12	-60 to 325/350	123-1027		123-1027LTM
	0.25	-60 to 325/350	123-1022		123-1022LTM	
	0.52	-60 to 325/350	123-1026		123-1026LTM	
	1.05	-60 to 325/350	123-102F		123-102FLTM	
30	0.10	-60 to 325/350	123-1031		123-1031LTM	
	0.25	-60 to 325/350	123-1032		123-1032LTM	
	0.50	-60 to 325/350	123-103E		123-103ELTM	
	1.00	-60 to 325/350	123-1033	123-1033E	123-1033LTM	
	1.50	-60 to 300/320	123-103B		123-103BLTM	
	3.00	-60 to 280/300	123-1034		123-1034LTM	
	5.00	-60 to 280/300	123-1035		123-1035LTM	
50	0.25	-60 to 325/350	123-1052			
	0.52	-60 to 325/350	123-1056			
	1.05	-60 to 325/350	123-105F			
	1.20	-60 to 325/350	123-105C			
	5.00	-60 to 280/300	123-1055			
60	0.10	-60 to 325/350	123-1061			
	0.25	-60 to 325/350	123-1062	123-1062E		
	0.50	-60 to 325/350	123-106E			
	1.00	-60 to 325/350	123-1063	123-1063E		
	1.50	-60 to 300/320	123-106B	123-106BE		
	2.00	-60 to 280/300	123-106G			
	3.00	-60 to 280/300	123-1064	123-1064E		
	5.00	-60 to 280/300	123-1065	123-1065E		

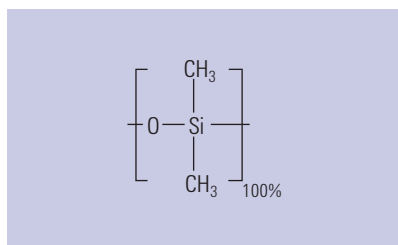
Agilent J&W High Efficiency GC columns are displayed using italicized descriptions and part numbers

(Continued)

DB-1

ID (mm)	Length (m)	Film (µm)	Temp Limits (°C)	7 in Cage	5 in Cage	7890/6890 LTM Module
0.45	30	1.27	-60 to 325/350	124-1032		124-1032LTM
		2.55	-60 to 260/280	124-1034		124-1034LTM
0.53	5	0.88	-60 to 325/350	125-100A		125-100ALTM
		2.65	-60 to 325/350	125-100B		125-100BLTM
		5.00	-60 to 325/350	125-1005		125-1005LTM
	7.5	1.50	-60 to 325/350	125-1002		125-1002LTM
	10	2.65	-60 to 260/280	125-10HB	125-10HBE	125-10HBLTM
		5.00	-60 to 260/280	125-10H5		125-10H5LTM
	15	0.15	-60 to 340/360	125-1011	125-1011E	125-1011LTM
			-60 to 320/340	125-101K		125-101KLTM
		0.50	-60 to 300/320	125-1017		125-1017LTM
			-60 to 300/320	125-101J		125-101JLTM
		1.50	-60 to 300/320	125-1012	125-1012E	125-1012LTM
			-60 to 260/280	125-1014		125-1014LTM
		5.00	-60 to 260/280	125-1015		125-1015LTM
			-60 to 300/320	125-102J		125-102JLTM
	25	5.00	-60 to 260/280	125-1025		125-1025LTM
		30	0.10	-60 to 340/360	125-1039	
	0.25		-60 to 320/340	125-103K	125-103KE	125-103KLTM
	0.50		-60 to 300/320	125-1037		125-1037LTM
	1.00		-60 to 300/320	125-103J		125-103JLTM
	1.50		-60 to 300/320	125-1032		125-1032LTM
2.65	-60 to 260/280		125-103B		125-103BLTM	
3.00	-60 to 260/280		125-1034	125-1034E	125-1034LTM	
5.00	-60 to 260/280		125-1035	125-1035E	125-1035LTM	
50	5.00	-60 to 260/280	125-1055			
60	1.00	-60 to 300/320	125-106J	125-106JE		
		-60 to 300/320	125-1062	125-1062E		
	3.00	-60 to 260/280	125-1064			
	5.00	-60 to 260/280	125-1065	125-1065E		
105	5.00	-60 to 260/280	125-10B5			

Agilent J&W High Efficiency GC columns are displayed using italicized descriptions and part numbers



Structure of HP-1

HP-1

- 100% Dimethylpolysiloxane
- Non-polar
- Excellent general purpose column – "Industry Standard"
- Wide range of applications
- Superior performance for low molecular weight alcohols (< C₅)
- High temperature limit
- Bonded and cross-linked
- Solvent rinsable
- Wide range of column dimensions available
- Equivalent to USP Phase G2

Similar Phases: SPB-1, Rtx-1, BP-1, OV-1, OV-101, 007-1(MS), SP-2100, SE-30, ZB-1, AT-1, MDN-1, ZB-1

HP-1

ID (mm)	Length (m)	Film (µm)	Temp Limits (°C)	7 in Cage	5 in Cage	7890/6890 LTM Module
<i>0.18</i>	<i>20</i>	<i>0.18</i>	<i>-60 to 325/350</i>	<i>19091Z-577</i>	<i>19091Z-577E</i>	<i>19091Z-577LTM</i>
0.20	12	0.33	-60 to 325/350	19091-60312		
	17	0.11	-60 to 325/350	19091Z-008		19091Z-008LTM
	25	0.11	-60 to 325/350	19091Z-002		19091Z-002LTM
		0.33	-60 to 325/350	19091Z-102	19091Z-102E	19091Z-102LTM
		0.50	-60 to 325/350	19091Z-202		19091Z-202LTM
	50	0.11	-60 to 325/350	19091Z-005		
0.33		-60 to 325/350	19091Z-105			
0.50		-60 to 325/350	19091Z-205			
0.25	15	0.10	-60 to 325/350	19091Z-331		19091Z-331LTM
		0.25	-60 to 325/350	19091Z-431		19091Z-431LTM
		1.00	-60 to 325/350	19091Z-231		19091Z-231LTM
	30	0.10	-60 to 325/350	19091Z-333		19091Z-333LTM
		0.25	-60 to 325/350	19091Z-433	19091Z-433E	19091Z-433LTM
		1.00	-60 to 325/350	19091Z-233	19091Z-233E	19091Z-233LTM
	60	0.25	-60 to 325/350	19091Z-436		
		1.00	-60 to 325/350	19091Z-236	19091Z-236E	
		100	0.50	-60 to 325/350	19091Z-530	19091Z-530E

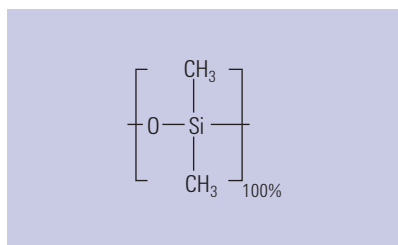
Agilent J&W High Efficiency GC columns are displayed using italicized descriptions and part numbers

(Continued)

Premium Polysiloxane Columns

HP-1

ID (mm)	Length (m)	Film (μm)	Temp Limits ($^{\circ}\text{C}$)	7 in Cage	5 in Cage	7890/6890 LTM Module	
0.32	15	0.25	-60 to 325/350	19091Z-411	19091Z-411E	19091Z-411LTM	
		1.00	-60 to 325/350	19091Z-211		19091Z-211LTM	
	25	0.17	-60 to 325/350	19091Z-012	19091Z-012E	19091Z-012LTM	
		0.52	-60 to 325/350	19091Z-112	19091Z-112E	19091Z-112LTM	
		1.05	-60 to 325/350	19091Z-212		19091Z-212LTM	
	30	0.10	-60 to 325/350	19091Z-313	19091Z-313E	19091Z-313LTM	
		0.25	-60 to 325/350	19091Z-413	19091Z-413E	19091Z-413LTM	
		1.00	-60 to 325/350	19091Z-213	19091Z-213E	19091Z-213LTM	
		3.00	-60 to 260/280	19091Z-513	19091Z-513E	19091Z-513LTM	
		4.00	-60 to 260/280	19091Z-613		19091Z-613LTM	
	50	0.17	-60 to 325/350	19091Z-015			
		0.52	-60 to 325/350	19091Z-115	19091Z-115E		
		1.05	-60 to 325/350	19091Z-215			
	60	0.25	-60 to 325/350	19091Z-416			
		1.00	-60 to 325/350	19091Z-216	19091Z-216E		
		5.00	-60 to 260/280	19091Z-716			
	0.53	5	0.15	-60 to 320/400	19095Z-220		
			0.88	-60 to 320/400	19095Z-020		
2.65			-60 to 260/280	19095S-100	19095S-100E	19095S-100LTM	
7.5		5.00	-60 to 260/280	19095Z-627	19095Z-627E	19095Z-627LTM	
10		0.88	-60 to 300/320	19095Z-021	19095Z-021E	19095Z-021LTM	
		2.65	-60 to 260/280	19095Z-121	19095Z-121E	19095Z-121LTM	
15		0.15	-60 to 320/400	19095Z-221	19095Z-221E		
		1.50	-60 to 300/320	19095Z-321		19095Z-321LTM	
		3.00	-60 to 260/280	19095Z-421	19095Z-421LTM	19095Z-421LTM	
		5.00	-60 to 260/280	19095Z-621		19095Z-621LTM	
30		0.88	-60 to 300/320	19095Z-023	19095Z-023E	19095Z-023LTM	
		1.50	-60 to 300/320	19095Z-323	19095Z-323E	19095Z-323LTM	
		2.65	-60 to 260/280	19095Z-123	19095Z-123E	19095Z-123LTM	
		3.00	-60 to 260/280	19095Z-423	19095Z-423E	19095Z-423LTM	
		5.00	-60 to 260/280	19095Z-623	19095Z-623E	19095Z-623LTM	
60		5.00	-60 to 260/280	19095Z-626			



Structure of CP-Sil 5 CB

CP-Sil 5 CB

- 100% dimethylpolysiloxane
- Non-polar
- General purpose phase
- Bonded and cross-linked
- Solvent rinsable
- Available in Fused Silica or UltiMetal
- Separation almost entirely based on boiling points, making this column suitable for a wide range of applications with a broad temperature range
- High temperature limit
- Supplied with an EZ-GRIP to simplify column installation, coupling and operation

Similar Phases: SPB-1, Rtx-1, BP-1, OV-1, OV-101, 007-1(MS), SP-2100, SE-30, ZB-1, AT-1, MDN-1, ZB-1

CP-Sil 5 CB

ID (mm)	Length (m)	Film (µm)	Temp Limits (°C)	7 in Cage	5 in Cage
0.10	5	0.12	-60 to 330/350	CP7300	
	10	0.10	-60 to 330/350	CP7311	
		0.12	-60 to 330/350	CP7310	CP731015
		0.40	-60 to 325/350	CP7312	
	20	0.10	-60 to 330/350	CP7313	
<i>0.15</i>	<i>10</i>	<i>0.12</i>	<i>-60 to 330/350</i>	<i>CP7684</i>	<i>CP768415</i>
		<i>2.00</i>	<i>-60 to 325/350</i>	<i>CP7682</i>	<i>CP768215</i>
	<i>25</i>	<i>0.12</i>	<i>-60 to 330/350</i>	<i>CP7694</i>	
		<i>1.20</i>	<i>-60 to 325/350</i>	<i>CP7693</i>	
		<i>2.00</i>	<i>-60 to 325/350</i>	<i>CP7692</i>	<i>CP769215</i>
0.20	12	0.33	-60 to 325/350	CP7602	
	15	0.20	-60 to 330/350	CP7604	
	25	0.33	-60 to 325/350	CP7622	
	30	0.80	-60 to 325/350	CP7633	
	50	0.11	-60 to 330/350	CP7642	
		0.33	-60 to 325/350	CP7643	CP764315
		0.50	-60 to 325/350	CP7644	CP764415

Agilent J&W High Efficiency GC columns are displayed using italicized descriptions and part numbers

(Continued)

CP-Sil 5 CB

ID (mm)	Length (m)	Film (µm)	Temp Limits (°C)	7 in Cage	5 in Cage
0.25	10	0.12	-60 to 330/350	CP7700	
	15	0.25	-60 to 330/350	CP8510	
	25	0.12	-60 to 330/350	CP7710	CP771015
		0.25	-60 to 330/350	CP7441	
		0.40	-60 to 325/350	CP7709	
	30	1.20	-60 to 325/350	CP7670	CP767015
		0.10	-60 to 330/350	CP8710	
		0.25	-60 to 330/350	CP8741	CP874115
	50	1.00	-60 to 325/350	CP8770	
		0.12	-60 to 330/350	CP7720	
		0.25	-60 to 330/350	CP7443	CP744315
	60	0.40	-60 to 325/350	CP7719	CP771915
		0.25	-60 to 330/350	CP8743	CP874315
		1.00	-60 to 325/350	CP8780	CP878015
0.32	10	0.12	-60 to 330/350	CP7730	
		1.20	-60 to 325/350	CP7758	CP775815
	15	0.10	-60 to 330/350	CP8529	
		0.25	-60 to 325/350	CP8530	
		3.00	-60 to 325/350	CP8550	CP855015
		1.00	-60 to 325/350	CP8540	
		5.00	-60 to 300/325	CP8560	CP856015
	25	0.12	-60 to 330/350	CP7740	
		0.25	-60 to 325/350	CP7442	
		0.40	-60 to 325/350	CP7739	
		0.52	-60 to 325/350	CP8430	CP843015
		1.20	-60 to 325/350	CP7760	CP776015
		5.00	-60 to 300/325	CP7680	CP768015
	30	0.25	-60 to 325/350	CP8742	CP874215
		1.00	-60 to 325/350	CP8760	CP876015
		3.00	-60 to 310/335	CP8687	CP868715
		5.00	-60 to 300/325	CP8688	CP868815
	50	0.12	-60 to 330/335	CP7750	CP775015
		0.25	-60 to 325/350	CP7444	CP744415
		0.40	-60 to 325/350	CP7749	CP774915
		1.20	-60 to 325/350	CP7770	CP777015
		5.00	-60 to 300/325	CP7690	CP769015
	60	0.25	-60 to 325/350	CP8744	CP874415
		1.00	-60 to 325/350	CP8870	
		3.00	-60 to 310/335	CP8689	
		5.00	-60 to 300/325	CP8690	CP869015

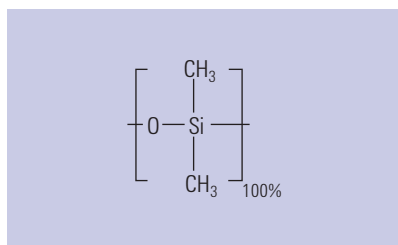
(Continued)

CP-Sil 5 CB

ID (mm)	Length (m)	Film (μm)	Temp Limits ($^{\circ}\text{C}$)	7 in Cage	5 in Cage
0.53	10	1.00	-60 to 315/340	CP7625	
		2.00	-60 to 305/330	CP7620	CP762015
		5.00	-60 to 290/325	CP7645	
15	15	0.15	-60 to 330/350	CP8673	CP867315
		1.50	-60 to 305/330	CP8674	CP867415
		3.00	-60 to 300/325	CP8675	
		5.00	-60 to 290/325	CP8676	
20	5.00	-60 to 290/325	CP8774		
25	25	1.00	-60 to 315/340	CP7635	CP763515
		2.00	-60 to 305/330	CP7630	
		5.00	-60 to 290/325	CP7675	CP767515
30	30	1.50	-60 to 305/330	CP8735	CP873515
		2.00	-60 to 305/330	CP8730	CP873015
		3.00	-60 to 300/325	CP8677	CP867715
		5.00	-60 to 290/325	CP8775	CP877515
50	50	1.00	-60 to 315/340	CP7695	
		2.00	-60 to 305/330	CP7640	
		5.00	-60 to 290/325	CP7685	CP768515
60	60	1.50	-60 to 305/330	CP8799	
		5.00	-60 to 290/325	CP8685	
100	100	0.50	-60 to 325/350	CP7608	
		2.00	-60 to 305/330	CP7650	
		5.00	-60 to 290/325	CP7688	

CP-Sil 5 CB UltiMetal

ID (mm)	Length (m)	Film (μm)	Temp Limits ($^{\circ}\text{C}$)	7 in Cage	5 in Cage
0.53	10	1.00	-60 to 325/350	CP7120	
		2.00	-60 to 325/350	CP7150	
		5.00	-60 to 325/350	CP6666	CP666615
25	25	0.50	-60 to 325/350	CP7135	CP713515
		2.00	-60 to 325/350	CP7160	
		5.00	-60 to 325/350	CP6670	
50	50	0.50	-60 to 325/350	CP7195	
		1.00	-60 to 325/350	CP7140	
		2.00	-60 to 325/350	CP7170	
		5.00	-60 to 325/350	CP6671	



Structure of Ultra 1

Ultra 1

- 100% Dimethylpolysiloxane
- Non-polar
- Equivalent to HP-1 with tighter specifications for retention index and capacity factors
- Bonded and cross-linked
- Solvent rinsable

Similar Phases: SPB-1, Rtx-1, BP-1, 007-1(MS)


Ultra 1

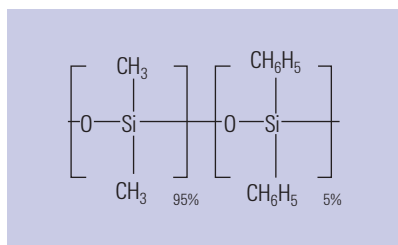
ID (mm)	Length		Temp Limits (°C)	7 in Cage	5 in Cage	7890/6890 LTM Module			
	(m)	Film (µm)							
0.20	12	0.33	-60 to 325/350	19091A-101		19091A-101LTM			
		0.11					19091A-008	19091A-008LTM	
	25	0.33	-60 to 325/350	19091A-108		19091A-108LTM			
		0.11					19091A-002	19091A-002LTM	
		0.33					19091A-102	19091A-102E	19091A-102LTM
		0.11					19091A-005		
50	0.33	-60 to 325/350	19091A-105						
	0.17		-60 to 325/350	19091A-012		19091A-012LTM			
	0.52			19091A-112		19091A-112LTM			
	50		0.17	-60 to 325/350	19091A-015				
0.52		19091A-115							



Tips & Tools

Agilent CrossLab GC supplies, including CrossLab Ultra Inert liners, perform seamlessly with a variety of instruments regardless of make or model, including Varian (now Bruker), PerkinElmer, Shimadzu, and Thermo Scientific GC systems. Learn more at www.agilent.com/chem/CrossLab





Structure of Ultra 2

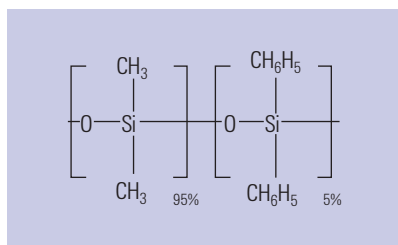
Ultra 2

- (5%-Phenyl)-methylpolysiloxane
- Non-polar
- Equivalent to HP-5 with tighter specifications for retention index and capacity factors
- Bonded and cross-linked
- Solvent rinsable

Similar Phases: SPB-5, Rtx-5, BP-5, CB-5, 007-5, 2B-5

Ultra 2

ID (mm)	Length		Temp Limits (°C)	7 in Cage	5 in Cage	7890/6890 LTM Module
	(m)	Film (µm)				
0.20	12	0.33	-60 to 325/350	19091B-101		19091B-101LTM
		0.11	-60 to 325/350	19091B-002		19091B-002LTM
	50	0.33	-60 to 325/350	19091B-102	19091B-102E	19091B-102LTM
		0.11	-60 to 325/350	19091B-005		
		0.33	-60 to 325/350	19091B-105	19091B-105E	
0.32	25	0.17	-60 to 325/350	19091B-012	19091B-012E	19091B-012LTM
		0.52	-60 to 325/350	19091B-112		19091B-112LTM
	50	0.17	-60 to 325/350	19091B-015		
		0.52	-60 to 325/350	19091B-115	19091B-115E	



Structure of DB-5

DB-5

- (5%-Phenyl)-methylpolysiloxane
- Non-polar
- Excellent general purpose column
- Wide range of applications
- Low bleed
- High temperature limit
- Bonded and cross-linked
- Solvent rinsable
- Wide range of column dimensions available
- Equivalent to USP Phase G27

Similar Phases: SPB-5, Rtx-5, BP-5, OV-5, 007-2(MPS-5), SE-52, SE-54, XTI-5, PTE-5, ZB-5, AT-5, MDN-5, ZB-5

DB-5

ID (mm)	Length (m)	Film (µm)	Temp Limits (°C)	7 in Cage	5 in Cage	7890/6890 LTM Module
0.10	10	0.10	-60 to 325/350	127-5012	127-5012E	127-5012LTM
		0.17	-60 to 325/350	127-501E	127-501EE	127-501ELTM
		0.33	-60 to 325/350	127-501N		127-501NLTM
		0.40	-60 to 325/350	127-5013		127-5013LTM
	20	0.10	-60 to 325/350	127-5022	127-5022E	127-5022LTM
		0.40	-60 to 325/350	127-5023		127-5023LTM
<i>0.15</i>	<i>10</i>	<i>1.20</i>	<i>-60 to 300/320</i>	<i>12A-5015</i>		<i>12A-5015LTM</i>
<i>0.18</i>	<i>10</i>	<i>0.18</i>	<i>-60 to 325/350</i>	<i>121-5012</i>	<i>121-5012E</i>	<i>121-5012LTM</i>
		<i>0.40</i>	<i>-60 to 325/350</i>	<i>121-5013</i>		<i>121-5013LTM</i>
	<i>20</i>	<i>0.18</i>	<i>-60 to 325/350</i>	<i>121-5022</i>	<i>121-5022E</i>	<i>121-5022LTM</i>
		<i>0.40</i>	<i>-60 to 325/350</i>	<i>121-5023</i>	<i>121-5023E</i>	<i>121-5023LTM</i>
	<i>40</i>	<i>0.18</i>	<i>-60 to 325/350</i>	<i>121-5042</i>		
0.20	12	0.33	-60 to 325/350	128-5012		128-5012LTM
	15	0.20	-60 to 325/350	128-50H7		128-50H7LTM
	25	0.33	-60 to 325/350	128-5022		128-5022LTM
	50	0.33	-60 to 325/350	128-5052		

Agilent J&W High Efficiency GC columns are displayed using italicized descriptions and part numbers

(Continued)

DB-5

ID (mm)	Length (m)	Film (µm)	Temp Limits (°C)			7890/6890	
				7 in Cage	5 in Cage	LTM Module	
0.25	15	0.10	-60 to 325/350	122-5011		122-5011LTM	
		0.25	-60 to 325/350	122-5012		122-5012LTM	
		0.50	-60 to 325/350	122-501E		122-501ELTM	
		1.00	-60 to 325/350	122-5013		122-5013LTM	
	25	0.25	-60 to 325/350	122-5022		122-5022LTM	
	30	0.10	-60 to 325/350	122-5031		122-5031LTM	
		0.25	-60 to 325/350	122-5032	122-5032E	122-5032LTM	
		0.50	-60 to 325/350	122-503E		122-503ELTM	
		1.00	-60 to 325/350	122-5033	122-5033E	122-5033LTM	
	50	0.25	-60 to 325/350	122-5052			
	60	0.10	-60 to 325/350	122-5061			
		0.25	-60 to 325/350	122-5062			
		0.50	-60 to 325/350	122-506E			
		1.00	-60 to 325/350	122-5063			
	0.32	10	0.50	-60 to 325/350	123-500E		123-500ELTM
		15	0.10	-60 to 325/350	123-5011		123-5011LTM
0.25			-60 to 325/350	123-5012	123-5012E	123-5012LTM	
1.00			-60 to 325/350	123-5013	123-5013E	123-5013LTM	
25			0.17	-60 to 325/350	123-502D		123-502DLTM
25		0.25	-60 to 325/350	123-5022		123-5022LTM	
		0.52	-60 to 325/350	123-5026		123-5026LTM	
		1.05	-60 to 325/350	123-502F		123-502FLTM	
		30	0.10	-60 to 325/350	123-5031		123-5031LTM
0.25			-60 to 325/350	123-5032	123-5032E	123-5032LTM	
0.50			-60 to 325/350	123-503E		123-503ELTM	
1.00			-60 to 325/350	123-5033	123-5033E	123-5033LTM	
1.50			-60 to 325/350	123-503B		123-503BLTM	
50		0.25	-60 to 325/350	123-5052			
		0.52	-60 to 325/350	123-5056			
		1.00	-60 to 325/350	123-5053			
60	0.25	-60 to 325/350	123-5062				
	1.00	-60 to 325/350	123-5063	123-5063E			
0.45	15	1.27	-60 to 300/320	124-5012		124-5012LTM	
	30	0.42	-60 to 300/320	124-5037		124-5037LTM	
		1.27	-60 to 300/320	124-5032		124-5032LTM	

(Continued)


DB-5

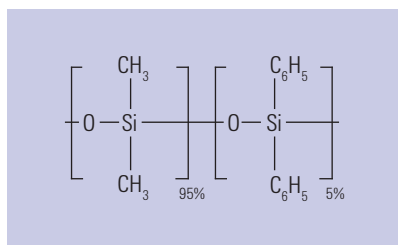
ID (mm)	Length (m)	Film (μm)	Temp Limits ($^{\circ}\text{C}$)	7 in Cage	5 in Cage	7890/6890
						LTM Module
0.53	10	2.65	-60 to 260/280	125-50HB		125-50HBLTM
	15	0.25	-60 to 300/320	125-501K		125-501KLTM
		0.50	-60 to 300/320	125-5017		125-5017LTM
		1.00	-60 to 300/320	125-501J		125-501JLTM
		1.50	-60 to 300/320	125-5012	125-5012E	125-5012LTM
25	5.00	-60 to 260/280	125-5025		125-5025LTM	
30	0.25	-60 to 300/320	125-503K		125-503KLTM	
		-60 to 300/320	125-5037		125-5037LTM	
	0.50	-60 to 300/320	125-503D		125-503DLTM	
		-60 to 300/320	125-503J		125-503JLTM	
		-60 to 300/320	125-5032	125-5032E	125-5032LTM	
	2.65	-60 to 260/280	125-503B		125-503BLTM	
	3.00	-60 to 260/280	125-5034	125-5034E	125-5034LTM	
	5.00	-60 to 260/280	125-5035	125-5035E	125-5035LTM	
60	1.50	-60 to 300/320	125-5062	125-5062E		
	5.00	-60 to 260/280	125-5065	125-5065E		



Tips & Tools

Complete your ultra inert flow path with the industry leading Agilent Ultra Inert Inlet Liner, www.agilent.com/chem/uiliner





Structure of HP-5

HP-5

- (5%-Phenyl)-methylpolysiloxane
- Non-polar
- Excellent general purpose column
- Wide range of applications
- High temperature limit
- Bonded and cross-linked
- Solvent rinsable
- Wide range of column dimensions available
- Equivalent to USP Phase G27

Similar Phases: SPB-5, Rtx-5, BP-5, OV-5, 007-2(MPS-5), SE-52, SE-54, XTI-5, PTE-5, ZB-5, AT-5, MDN-5, ZB-5

HP-5

ID (mm)	Length		Temp Limits (°C)	7 in Cage	5 in Cage	7890/6890 LTM Module	
	(m)	Film (µm)					
<i>0.18</i>	<i>20</i>	<i>0.18</i>	<i>-60 to 325/350</i>	<i>19091J-577</i>	<i>19091J-577E</i>	<i>19091J-577LTM</i>	
0.20	12	0.33	-60 to 325/350	19091J-101		19091J-101LTM	
	17	0.33	-60 to 325/350	19091J-108			
	25	0.11	-60 to 325/350	19091J-002		19091J-002LTM	
		0.33	-60 to 325/350	19091J-102	19091J-102E	19091J-102LTM	
	50	0.50	-60 to 325/350	19091J-202		19091J-202LTM	
0.25	5	0.11	-60 to 325/350	19091J-005			
		0.33	-60 to 325/350	19091J-105	19091J-105E		
	60	0.50	-60 to 325/350	19091J-205			
		5	0.10	-60 to 325/350	19091J-330		19091J-330LTM
		15	0.25	-60 to 325/350	19091J-431	19091J-431E	19091J-431LTM
30	1.00	-60 to 325/350	19091J-231		19091J-231LTM		
	0.10	-60 to 325/350	19091J-333		19091J-333LTM		
	0.25	-60 to 325/350	19091J-433	19091J-433E	19091J-433LTM		
60	1.00	-60 to 325/350	19091J-233		19091J-233LTM		
	0.25	-60 to 325/350	19091J-436	19091J-436E			
	1.00	-60 to 325/350	19091J-236	19091J-236E			

Agilent J&W High Efficiency GC columns are displayed using italicized descriptions and part numbers


(Continued)

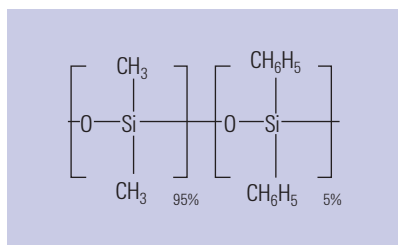
HP-5

ID (mm)	Length (m)	Film (μm)	Temp Limits (°C)	7 in Cage	5 in Cage	7890/6890 LTM Module
0.32	15	0.25	-60 to 325/350	19091J-411		19091J-411LTM
		0.17	-60 to 325/350	19091J-012	19091J-012E	19091J-012LTM
	25	0.52	-60 to 325/350	19091J-112	19091J-112E	19091J-112LTM
		1.05	-60 to 325/350	19091J-212		19091J-212LTM
		0.10	-60 to 325/350	19091J-313		19091J-313LTM
	30	0.25	-60 to 325/350	19091J-413	19091J-413E	19091J-413LTM
		0.50	-60 to 325/350	19091J-113	19091J-113E	19091J-113LTM
		1.00	-60 to 325/350	19091J-213	19091J-213E	19091J-213LTM
		50	0.17	-60 to 325/350	19091J-015	19091J-015E
	0.52		-60 to 325/350	19091J-115	19091J-115E	
	1.05		-60 to 325/350	19091J-215	19091J-215E	
	60	0.25	-60 to 325/350	19091J-416		
1.00		-60 to 325/350	19091J-216	19091J-216E		
0.53	10	2.65	-60 to 260/280	19095J-121	19095J-121E	19095J-121LTM
		1.50	-60 to 300/320	19095J-321		19095J-321LTM
	15	5.00	-60 to 260/280	19095J-621		19095J-621LTM
		0.88	-60 to 300/320	19095J-023	19095J-023E	19095J-023LTM
		1.50	-60 to 300/320	19095J-323	19095J-323E	19095J-323LTM
	30	2.65	-60 to 260/280	19095J-123	19095J-123E	19095J-123LTM
		5.00	-60 to 260/280	19095J-623	19095J-623E	19095J-623LTM

Tips & Tools

Learn more about Agilent's top-ranked service and support at www.agilent.com/chem/services





Structure of CP-Sil 8 CB

CP-Sil 8 CB

- (5% phenyl) methylpolysiloxane
- Non-polar
- General purpose phase
- Cross-linked and bonded
- Solvent rinsable
- Low bleed
- High column-to-column reproducibility
- Wide choice of dimensions available
- Available in fused silica and UltiMetal
- Supplied with an EZ-GRIP to simplify column installation, coupling and operation

Similar Phases: SPB-5, Rtx-5, BP-5, OV-5, 007-2(MPS-5), SE-52, SE-54, XTI-5, PTE-5, ZB-5, AT-5, MDN-5, ZB-5

CP-Sil 8 CB

ID (mm)	Length (m)	Film (µm)	Temp Limits (°C)	7 in Cage	5 in Cage
0.10	20	0.10	-60 to 330/350	CP7319	CP731915
<i>0.15</i>	<i>10</i>	<i>0.12</i>	<i>-60 to 330/350</i>	<i>CP7884</i>	
		<i>1.20</i>	<i>-60 to 325/350</i>	<i>CP7885</i>	
		<i>25</i>	<i>0.12</i>	<i>-60 to 330/350</i>	<i>CP7894</i>
0.20	12	0.33	-60 to 325/350	CP7900	
	25	0.33	-60 to 325/350	CP7921	
	50	0.33	-60 to 325/350	CP7941	
	60	0.20	-60 to 330/350	CP7950	
0.25	15	0.25	-60 to 330/350	CP8511	
		1.00	-60 to 325/350	CP8521	
25	25	0.12	-60 to 330/350	CP7711	
		0.25	-60 to 330/350	CP7451	CP745115
		0.40	-60 to 325/350	CP7759	
		1.20	-60 to 325/350	CP7671	
		0.25	-60 to 330/350	CP8751	CP875115
30	1.00	-60 to 325/350	CP8771	CP877115	
		0.12	-60 to 330/350	CP7721	
50	0.25	-60 to 330/350	CP7453	CP745315	
		0.40	-60 to 325/350	CP7769	
		0.10	-60 to 325/350	CP8750	
60	0.25	-60 to 330/350	CP8753		
		1.00	-60 to 325/350	CP8781	

Agilent J&W High Efficiency GC columns are displayed using italicized descriptions and part numbers



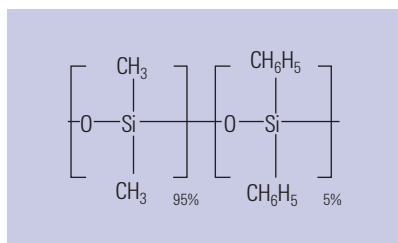
(Continued)

CP-Sil 8 CB

ID (mm)	Length (m)	Film (μm)	Temp Limits ($^{\circ}\text{C}$)	7 in Cage	5 in Cage
0.32	10	0.12	-60 to 330/350	CP7731	
		5.00	-60 to 300/325	CP8014	CP8014I5
	15	0.25	-60 to 325/350	CP8531	
		1.00	-60 to 325/350	CP8541	
	25	0.12	-60 to 330/350	CP7741	CP7741I5
		0.25	-60 to 325/350	CP7452	
		0.40	-60 to 325/350	CP7779	
		0.52	-60 to 325/350	CP8431	
		1.20	-60 to 325/350	CP7761	
		5.00	-60 to 300/325	CP7681	CP7681I5
	30	0.10	-60 to 330/350	CP8791	
		0.25	-60 to 325/350	CP8752	CP8752I5
		1.00	-60 to 325/350	CP8761	CP8761I5
	50	0.12	-60 to 330/350	CP7751	CP7751I5
		0.25	-60 to 325/350	CP7454	
		0.40	-60 to 325/350	CP7789	
		1.20	-60 to 325/350	CP7771	
		5.00	-60 to 300/325	CP7691	CP7691I5
	60	0.25	-60 to 325/350	CP8754	
		1.00	-60 to 325/350	CP8871	CP8871I5
0.53	10	2.00	-60 to 305/330	CP7621	
		5.00	-60 to 290/325	CP7646	
	15	1.50	-60 to 305/330	CP8678	
	25	0.15	-60 to 325/350	CP7634	
		2.00	-60 to 305/330	CP7631	
		1.00	-60 to 315/340	CP7636	
		5.00	-60 to 290/325	CP7656	
	30	0.50	-60 to 325/350	CP8716	
		1.50	-60 to 305/330	CP8736	CP8736I5
		5.00	-60 to 290/325	CP8756	CP8756I5
	50	1.00	-60 to 315/340	CP7696	
		2.00	-60 to 305/330	CP7641	
		5.00	-60 to 290/325	CP7666	
	60	1.50	-60 to 305/330	CP8796	
	100	5.00	-60 to 290/325	CP7676	

CP-Sil 8 CB UltiMetal

ID (mm)	Length (m)	Film (μm)	Temp Limits ($^{\circ}\text{C}$)	7 in Cage
0.53	25	5.00	-60 to 325/350	CP6680
	50	5.00	-60 to 325/350	CP7196



Structure of CP-Sil 13 CB
(with 14% phenyl substitution)

CP-Sil 13 CB

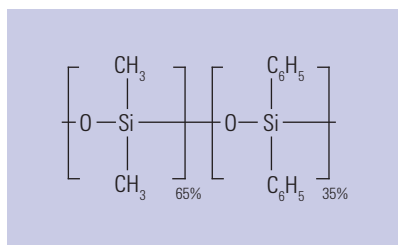
- 14% phenyl/86% dimethylpolysiloxane
- Mid polarity phase
- Specially developed for the analysis of medium polarity compounds
- Ideal for confirmational analyses using ECD
- Bonded and cross-linked
- Solvent rinsable
- Supplied with an EZ-GRIP to simplify column installation, coupling and operation

Similar Phases: Rtx-20

CP-Sil 13 CB

ID (mm)	Length (m)	Film (µm)	Temp Limits (°C)	7 in Cage	5 in Cage
<i>0.15</i>	<i>25</i>	<i>0.40</i>	<i>-25 to 300/330</i>	<i>CP7813</i>	
0.25	25	0.20	-25 to 300/330	CP7906	
		0.40	-25 to 300/330	CP7916	
		1.20	-25 to 300/330	CP7977	CP797715
	50	0.20	-25 to 300/330	CP7907	
		0.40	-25 to 300/330	CP7917	
0.32	25	0.20	-25 to 300/330	CP7926	CP792615
		0.40	-25 to 300/330	CP7936	
		1.20	-25 to 300/330	CP7946	
	50	0.20	-25 to 300/330	CP7927	
		0.40	-25 to 300/330	CP7937	
		1.20	-25 to 300/330	CP7947	
0.53	10	1.00	-25 to 300/330	CP7609	
		2.00	-25 to 300/330	CP7649	
	25	1.00	-25 to 300/330	CP7619	
		2.00	-25 to 300/330	CP7659	
	50	1.00	-25 to 300/330	CP7629	
		2.00	-25 to 300/330	CP7669	
100	2.00	-25 to 300/330	CP7669		

Agilent J&W High Efficiency GC columns are displayed using italicized descriptions and part numbers



Structure of DB-35

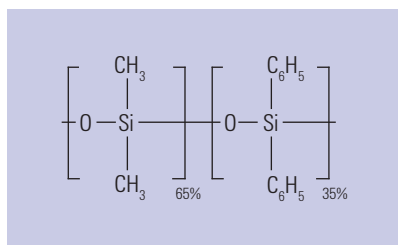
DB-35

- (35%-Phenyl)-methylpolysiloxane
- Mid polarity – slightly more polar than HP-35
- Low bleed
- Inert to active solutes
- Ideal for confirmational analyses
- Bonded and cross-linked
- Solvent rinsable
- Equivalent to USP Phase G42

Similar Phases: Rtx-35, Rtx-35ms, Rxi-35Sil MS, SPB-35, AT-35, Sup-Herb, MDN-35, BPX-34, ZB-35, ZB-35 ht

DB-35

ID (mm)	Length (m)	Film (µm)	Temp Limits (°C)	7 in Cage	5 in Cage	7890/6890
						LTM Module
0.25	30	0.25	40 to 300/320	122-1932		122-1932LTM
	60	0.25	40 to 300/320	122-1962		
0.32	30	0.25	40 to 300/320	123-1932		123-1932LTM
		0.50	40 to 300/320	123-1933	123-1933E	123-1933LTM
0.53	15	1.00	40 to 280/300	125-1912		125-1912LTM
	30	0.50	40 to 280/300	125-1937		125-1937LTM
		1.00	40 to 280/300	125-1932		125-1932LTM



Structure of HP-35

HP-35

- (35%-Phenyl)-methylpolysiloxane
- Mid polarity – slightly less polar than DB-35
- Inert to active solutes
- Ideal for confirmational analyses
- Bonded and cross-linked
- Solvent rinsable
- Equivalent to USP Phase G42

Similar Phases: Rtx-35ms, Rxi-35Sil MS, SPB-35, AT-35, Sup-Herb, MDN-35, BPX-34, ZB-35, ZB-35 ht


HP-35

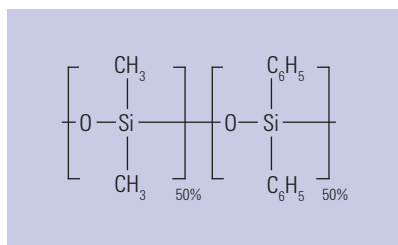
ID (mm)	Length (m)	Film (µm)	Temp Limits (°C)	7 in Cage	5 in Cage	7890/6890 LTM Module
0.25	15	0.25	40 to 300/320	19091G-131	19091G-131E	19091G-131LTM
	30	0.25	40 to 300/320	19091G-133		19091G-133LTM
0.32	30	0.25	40 to 300/320	19091G-113		19091G-113LTM
		0.50	40 to 300/320	19091G-213		19091G-213LTM



Tips & Tools

Order your free GC troubleshooting and GC column installation posters at www.agilent.com/chem/GCposteroffer





Structure of DB-17

DB-17

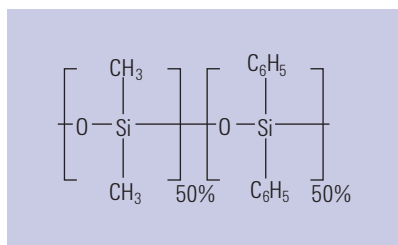
- (50%-Phenyl)-methylpolysiloxane
- Mid polarity – slightly more polar than HP-50+
- Excellent for confirmational analyses
- Bonded and cross-linked
- Solvent rinsable
- Equivalent to USP Phase G3

Similar Phases: Rtx-50, 007-17(MPS-50), SP-2250, SPB-50, ZB-50, AT-50

DB-17

ID (mm)	Length (m)	Film (µm)	Temp Limits (°C)	7 in Cage	5 in Cage	7890/6890 LTM Module	
0.05	10	0.10	40 to 280/300	126-1713		126-1713LTM	
0.10	10	0.10	40 to 280/300	127-1712		127-1712LTM	
		0.20	40 to 280/300	127-1713		127-1713LTM	
	20	0.10	40 to 280/300	127-1722		127-1722LTM	
<i>0.18</i>	<i>20</i>	<i>0.18</i>	<i>40 to 280/300</i>	<i>121-1722</i>		<i>121-1722LTM</i>	
		<i>0.30</i>	<i>40 to 280/300</i>	<i>121-1723</i>		<i>121-1723LTM</i>	
0.25	15	0.15	40 to 280/300	122-1711		122-1711LTM	
		0.25	40 to 280/300	122-1712		122-1712LTM	
		0.50	40 to 280/300	122-1713	122-1713E	122-1713LTM	
	30	0.15	40 to 280/300	122-1731	122-1731E	122-1731LTM	
		0.25	40 to 280/300	122-1732	122-1732E	122-1732LTM	
		0.50	40 to 280/300	122-1733		122-1733LTM	
60	0.25	40 to 280/300	122-1762				
0.32	15	0.15	40 to 280/300	123-1711		123-1711LTM	
		0.25	40 to 280/300	123-1712		123-1712LTM	
		0.50	40 to 280/300	123-1713		123-1713LTM	
	30	0.15	40 to 280/300	123-1731		123-1731LTM	
		0.25	40 to 280/300	123-1732	123-1732E	123-1732LTM	
		0.50	40 to 280/300	123-1733	123-1733E	123-1733LTM	
60	0.25	40 to 280/300	123-1762				
0.53	5	2.00	40 to 280/300	125-1704		125-1704LTM	
		15	0.25	40 to 260/280	125-1711		125-1711LTM
			0.50	40 to 260/280	125-1717		125-1717LTM
			1.00	40 to 260/280	125-1712		125-1712LTM
			1.50	40 to 260/280	125-1713		125-1713LTM
	30	0.25	40 to 260/280	125-1731		125-1731LTM	
		0.50	40 to 260/280	125-1737		125-1737LTM	
		1.00	40 to 260/280	125-1732	125-1732E	125-1732LTM	
		1.50	40 to 260/280	125-1733		125-1733LTM	
60	1.00	40 to 260/280	125-1762				

Agilent J&W High Efficiency GC columns are displayed using italicized descriptions and part numbers



Structure of HP-50+

HP-50+

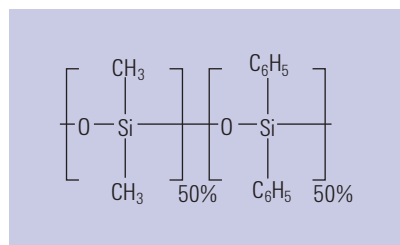
- (50%-Phenyl)-methylpolysiloxane
- Mid polarity – slightly less polar than DB-17
- Excellent for confirmational analyses
- Bonded and cross-linked
- Solvent rinsable
- Equivalent to USP Phase G3

Similar Phases: Rtx-50, 007-17(MPS-50), SP-2250, SPB-50, ZB-50, AT-50

HP-50+

ID (mm)	Length (m)	Film (µm)	Temp Limits (°C)	7 in Cage	5 in Cage	7890/6890 LTM Module	
<i>0.18</i>	<i>20</i>	<i>0.18</i>	<i>40 to 280/300</i>	<i>19091L-577</i>		<i>19091L-577LTM</i>	
0.20	12	0.31	40 to 280/300	19091L-101		19091L-101LTM	
0.25	5	0.15	40 to 280/300	19091L-330		19091L-330LTM	
		15	0.25	40 to 280/300	19091L-431	19091L-431LTM	
		30	0.15	40 to 280/300	19091L-333		19091L-333LTM
			0.25	40 to 280/300	19091L-433		19091L-433LTM
			0.50	40 to 280/300	19091L-133		19091L-133LTM
0.32	15	0.50	40 to 280/300	19091L-111		19091L-111LTM	
		30	0.25	40 to 280/300	19091L-413	19091L-413E	19091L-413LTM
			0.50	40 to 280/300	19091L-113	19091L-113E	19091L-113LTM
		60	0.25	40 to 280/300	19091L-416		
0.53	15	1.00	40 to 260/280	19095L-021		19095L-021LTM	
		30	0.50	40 to 260/280	19095L-523	19095L-523E	19095L-523LTM
			1.00	40 to 260/280	19095L-023	19095L-023E	19095L-023LTM

Agilent J&W High Efficiency GC columns are displayed using italicized descriptions and part numbers



Structure of CP-Sil 24 CB

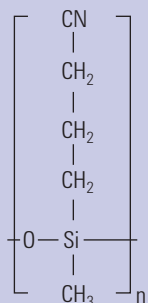
CP-Sil 24 CB

- 50% phenyl/50% dimethylpolysiloxane
- Mid polarity phase
- Specially suitable for analysis of amines, drugs and pesticides
- Ideal for analysis using ECD
- Excellent confirmation column in combination with CP-Sil 5 CB or CP-Sil 8 CB
- Bonded and cross-linked
- Solvent rinsable
- Supplied with an EZ-GRIP to simplify column installation, coupling and operation

Similar Phases: Rtx-50, 007-17(MPS-50), SP-2250, SPB-50, ZB-50, AT-50

CP-Sil 24 CB

ID (mm)	Length (m)	Film (μm)	Temp Limits ($^{\circ}\text{C}$)	7 in Cage	5 in Cage
0.25	15	0.25	40 to 280/300	CP7820	
	30	0.25	40 to 280/300	CP7821	
		0.50	40 to 280/300	CP7824	
	60	0.25	40 to 280/300	CP7822	CP782215
		0.50	40 to 280/300		CP782515
0.32	15	0.25	40 to 280/300	CP7830	CP783015
	30	0.25	40 to 280/300	CP7831	CP783115
	60	0.25	40 to 280/300	CP7832	
0.53	15	1.00	40 to 265/290	CP7870	
	30	0.50	40 to 280/300	CP7834	CP783415
		1.00	40 to 265/290	CP7871	CP787115
	60	1.00	40 to 265/290	CP7872	



Structure of DB-23

DB-23

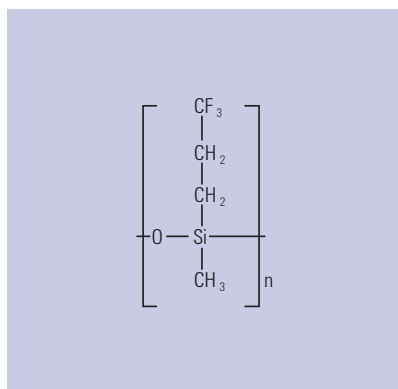
- (50%-Cyanopropyl)-methylpolysiloxane
- High polarity
- Designed for separation of fatty acid methyl esters (FAMES)
- Excellent resolution for cis- and trans-isomers
- Bonded and cross-linked
- Solvent rinsable
- Replaces HP-23
- Close equivalent to USP Phase G5

Similar Phases: SP-2330, Rtx-2330, 007-23, AT-Silar, BPX-70, SP-2340

DB-23

ID (mm)	Length		Temp Limits (°C)	7 in Cage	5 in Cage	7890/6890 LTM Module
	(m)	Film (µm)				
<i>0.18</i>	<i>20</i>	<i>0.20</i>	<i>40 to 250/260</i>	<i>121-2323</i>		<i>121-2323LTM</i>
0.25	15	0.25	40 to 250/260	122-2312		122-2312LTM
		30	0.15	40 to 250/260	122-2331	122-2331LTM
	60	0.25	40 to 250/260	122-2332	122-2332E	122-2332LTM
		0.15	40 to 250/260	122-2361	122-2361E	
0.32	30	0.25	40 to 250/260	123-2332	123-2332E	123-2332LTM
		0.25	40 to 250/260	123-2362		
0.53	15	0.50	40 to 230/240	125-2312		125-2312LTM
	30	0.50	40 to 230/240	125-2332		125-2332LTM

Agilent J&W High Efficiency GC columns are displayed using italicized descriptions and part numbers



Structure of DB-200

DB-200

- (35% Trifluoropropyl)-methylpolysiloxane
- 300/320 °C temperature limit
- Mid polarity – more polar than DB-1701 or DB-17
- Ideal for difficult-to-separate positional isomers
- Unique interactions with compounds containing nitro, halogen and carbonyl groups
- Low ECD bleed
- Unique selectivity
- Close equivalent to USP Phase G6

Similar Phases: Rtx-200


DB-200

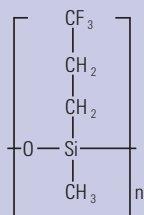
ID (mm)	Length (m)	Film (µm)	Temp Limits (°C)	7 in Cage	7890/6890
					LTM Module
0.25	30	0.25	30 to 300/320	122-2032	122-2032LTM
		0.50	30 to 300/320	122-2033	122-2033LTM
0.32	30	0.25	30 to 300/320	123-2032	123-2032LTM
		0.50	30 to 300/320	123-2033	123-2033LTM
0.53	30	1.00	30 to 280/300	125-2032	125-2032LTM



Tips & Tools

Get fast and easy GC pressure and flow calculations at your fingertips with Agilent's GC Calculator Application – www.agilent.com/chem/gcapp





Structure of DB-210

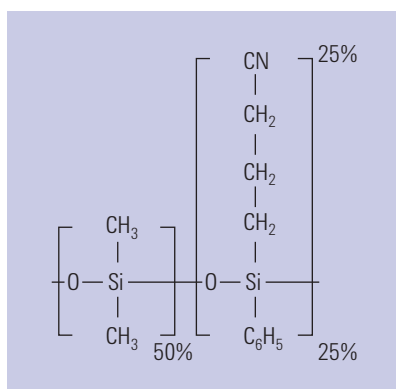
DB-210

- (50%-Trifluoropropyl)-methylpolysiloxane
- High polarity
- Excellent for U.S. EPA Methods 8140 and 609
- Bonded and cross-linked
- Solvent rinsable
- Exact replacement of HP-210
- Close equivalent to USP Phase G6

Similar Phases: SP-2401

DB-210

ID (mm)	Length (m)	Film (μm)	Temp Limits (°C)	7 in Cage		7890/6890
				5 in Cage	LTM Module	
0.25	15	0.25	45 to 240/260	122-0212		122-0212LTM
	30	0.25	45 to 240/260	122-0232	122-0232E	122-0232LTM
		0.50	45 to 240/260	122-0233		122-0233LTM
0.32	15	0.50	45 to 240/260	123-0213		123-0213LTM
	30	0.25	45 to 240/260	123-0232		123-0232LTM
		0.50	45 to 240/260	123-0233		123-0233LTM
0.53	15	1.00	45 to 220/240	125-0212		125-0212LTM
	30	1.00	45 to 220/240	125-0232		125-0232LTM



Structure of DB-225

DB-225

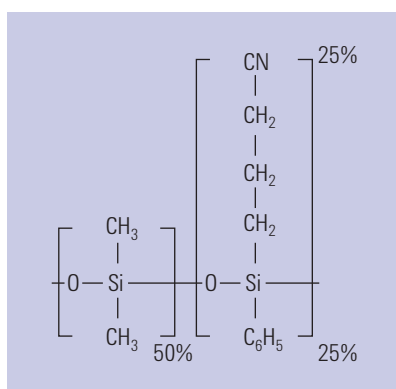
- (50%-Cyanopropylphenyl)-dimethylpolysiloxane
- Mid/high polarity
- Excellent for separations of cis- and trans-fatty acid methyl esters (FAMES)
- Bonded and cross-linked
- Solvent rinsable
- Exact replacement of HP-225
- Close equivalent to USP Phase G7

Similar Phases: SP-2330, Rtx-225, BP-225, OV-225, 007-225, AT-225

DB-225

ID (mm)	Length (m)	Film (μ m)	Temp Limits ($^{\circ}$ C)	7 in Cage	5 in Cage	7890/6890 LTM Module
0.10	20	0.10	40 to 220/240	127-2222		127-2222LTM
<i>0.18</i>	<i>20</i>	<i>0.20</i>	<i>40 to 220/240</i>	<i>121-2223</i>		<i>121-2223LTM</i>
0.25	15	0.25	40 to 220/240	122-2212		122-2212LTM
		30	0.15	40 to 220/240	122-2231	122-2231LTM
		0.25	40 to 220/240	122-2232	122-2232LTM	
0.32	30	0.25	40 to 220/240	123-2232	123-2232E	123-2232LTM
0.53	15	1.00	40 to 200/220	125-2212		125-2212LTM
		30	0.50	40 to 200/220	125-2237	125-2237LTM
		1.00	40 to 200/220	125-2232	125-2232LTM	

Agilent J&W High Efficiency GC columns are displayed using italicized descriptions and part numbers



Structure of CP-Sil 43 CB

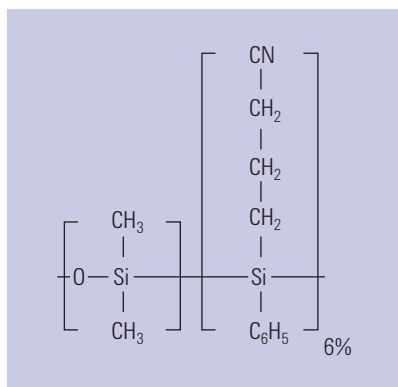
CP-Sil 43 CB

- 25% cyanopropyl/25% phenyl/50% dimethylpolysiloxane phase
- Mid polarity
- Separates aromatic from aliphatic hydrocarbons with selectivity equivalent to OV-255
- Bonded and cross-linked
- Solvent rinsable
- Supplied with an EZ-GRIP to simplify column installation, coupling and operation

Similar Phases: SP-2330, Rtx-225, BP-225, OV-225, 007-225, AT-225

CP-Sil 43 CB

ID (mm)	Length (m)	Film (μ m)	Temp Limits ($^{\circ}$ C)	7 in Cage	5 in Cage
0.25	25	0.20	45 to 200/225	CP7715	CP771515
	50	0.20	45 to 200/225	CP7725	CP772515
0.32	10	0.20	45 to 200/225	CP7735	
	25	0.20	45 to 200/225	CP7745	



Structure of DB-1301

DB-1301

- (6%-Cyanopropyl-phenyl) methylpolysiloxane
- Equivalent to USP Phase G43
- Low/mid polarity
- Bonded and cross-linked
- Exact replacement of HP-1301 and HP-1701
- Solvent rinsable

Similar Phases: Rtx-1301, PE-1301


DB-1301

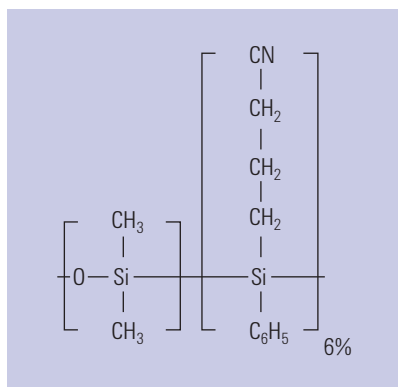
ID (mm)	Length (m)	Film (μm)	Temp Limits (°C)	7 in Cage	5 in Cage	7890/6890 LTM Module
<i>0.18</i>	<i>10</i>	<i>0.40</i>	<i>-20 to 280/300</i>	<i>121-1313</i>		<i>121-1313LTM</i>
0.25	30	0.25	-20 to 280/300	122-1332	122-1332E	122-1332LTM
		1.00	-20 to 280/300	122-1333		122-1333LTM
	60	0.25	-20 to 280/300	122-1362		
		1.00	-20 to 280/300	122-1363	122-1363E	
0.32	30	0.25	-20 to 280/300	123-1332		123-1332LTM
		1.00	-20 to 280/300	123-1333		123-1333LTM
	60	1.00	-20 to 280/300	123-1363	123-1363E	
0.53	15	1.00	-20 to 260/280	125-1312		125-1312LTM
	30	1.00	-20 to 260/280	125-1332		125-1332LTM
		1.50	-20 to 260/280	125-1333		125-1333LTM

Agilent J&W High Efficiency GC columns are displayed using italicized descriptions and part numbers

Tips & Tools

Need assistance selecting a column for your method?
Contact our chromatography technical specialists at
www.agilent.com/chem/TechRep





Structure of CP-1301

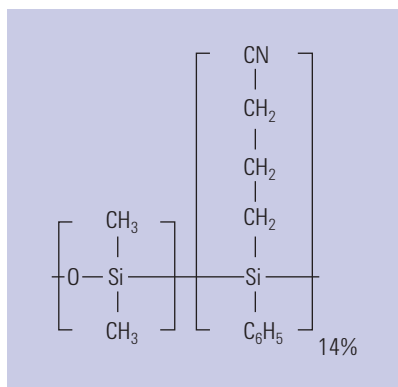
CP-1301

- 6% cyanopropyl-phenyl/94% dimethylpolysiloxane
- Mid polarity
- Ideal for analysis of herbicides, pesticides and many pharmaceutical products
- High column-to-column reproducibility
- Good inertness for better quality of data, even with thick films
- Supplied with an EZ-GRIP to simplify column installation, coupling and operation
- Bonded and cross-linked
- Solvent rinsable

Similar Phases: Rtx-1301, PE-1301

CP-1301

ID (mm)	Length (m)	Film (μm)	Temp Limits (°C)	7 in Cage
0.25	30	1.00	-25 to 265/280	CP8604
		0.25	-25 to 280/280	CP8602
	1.00	-25 to 265/280	CP8605	
0.32	30	0.25	-25 to 280/280	CP8607
		1.00	-25 to 265/280	CP8610
	60	0.25	-25 to 280/280	CP8608
		1.00	-25 to 265/280	CP8611
		1.00	-25 to 265/280	CP8613



Structure of DB-1701

DB-1701

- (14% Cyanopropyl-phenyl)-methylpolysiloxane
- Low/mid polarity
- Bonded and cross-linked
- Exact replacement of HP-1301 and HP-1701
- Solvent rinsable

Similar Phases: SPB-1701, Rtx-1701, BP-10, OV-1701, 007-1701, ZB-1701


DB-1701

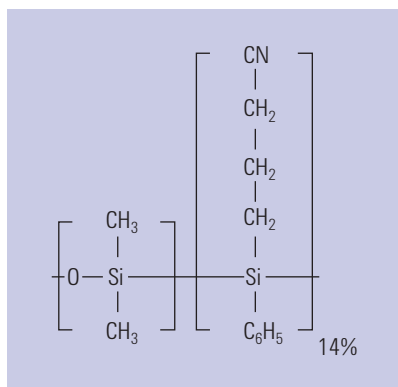
ID (mm)	Length (m)	Film (μm)	Temp Limits (°C)	7 in Cage	5 in Cage	7890/6890 LTM Module
0.10	20	0.10	-20 to 280/300	127-0722		127-0722LTM
		0.40	-20 to 280/300	127-0723		127-0723LTM
<i>0.18</i>	<i>10</i>	<i>0.40</i>	<i>-20 to 280/300</i>	<i>121-0713</i>		<i>121-0713LTM</i>
	<i>20</i>	<i>0.18</i>	<i>-20 to 280/300</i>	<i>121-0722</i>		<i>121-0722LTM</i>
0.25	15	0.25	-20 to 280/300	122-0712		122-0712LTM
		1.00	-20 to 280/300	122-0713		122-0713LTM
		30	0.15	-20 to 280/300	122-0731	
	60	0.25	-20 to 280/300	122-0732	122-0732E	122-0732LTM
		1.00	-20 to 280/300	122-0733	122-0733E	122-0733LTM
		0.15	-20 to 280/300	122-0761		
0.32	15	0.25	-20 to 280/300	123-0712		123-0712LTM
		1.00	-20 to 280/300	123-0713		123-0713LTM
	30	0.15	-20 to 280/300	123-0731		123-0731LTM
		0.25	-20 to 280/300	123-0732	123-0732E	123-0732LTM
	60	1.00	-20 to 280/300	123-0733	123-0733E	123-0733LTM
		1.00	-20 to 280/300	123-0763	123-0763E	
0.53	15	1.00	-20 to 260/280	125-0712	125-0712E	125-0712LTM
		30	0.25	-20 to 260/280	125-0731	
	60	0.50	-20 to 260/280	125-0737		125-0737LTM
		1.00	-20 to 260/280	125-0732	125-0732E	125-0732LTM
		1.50	-20 to 260/280	125-0733		125-0733LTM
	1.00	-20 to 260/280	125-0762		125-0762E	

Agilent J&W High Efficiency GC columns are displayed using italicized descriptions and part numbers

Tips & Tools

Agilent also offers DB-624 columns for the analysis of volatile priority pollutants and residual solvents.





Structure of CP-Sil 19 CB

CP-Sil 19 CB

- 14% cyanopropyl-phenyl/86% dimethylpolysiloxane
- Mid polarity
- Ideal for many environmental, food and beverage, and pharmaceutical applications
- Useful as confirmation column
- Bonded and cross-linked
- Solvent rinsable
- Broad range of configurations available
- Supplied with an EZ-GRIP to simplify column installation, coupling and operation

Similar Phases: SPB-1701, Rtx-1701, BP-10, OV-1701, 007-1701, ZB-1701

CP-Sil 19 CB

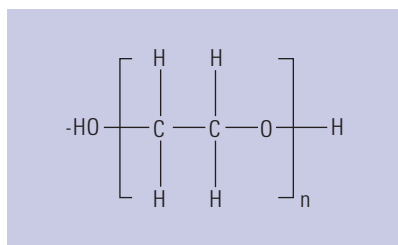
ID (mm)	Length (m)	Film (µm)	Temp Limits (°C)	7 in Cage	5 in Cage
0.10	10	0.20	-25 to 275/300	CP7331	
<i>0.15</i>	<i>25</i>	<i>0.50</i>	<i>-25 to 275/300</i>	<i>CP7340</i>	
0.20	25	0.20	-25 to 275/300	CP7360	
0.25	10	0.20	-25 to 275/300	CP7702	
	15	0.15	-25 to 275/300	CP8502	
		0.25	-25 to 275/300	CP8512	CP851215
	25	0.20	-25 to 275/300	CP7712	
		0.40	-25 to 275/300	CP7809	
		1.20	-25 to 275/300	CP7672	
	30	0.25	-25 to 275/300	CP8712	CP871215
1.00		-25 to 275/300	CP8562	CP856215	
50	0.20	-25 to 275/300	CP7722		
	0.40	-25 to 275/300	CP7819	CP781915	
60	0.15	-25 to 275/300	CP8592	CP859215	
	0.25	-25 to 275/300	CP8722		

Agilent J&W High Efficiency GC columns are displayed using italicized descriptions and part numbers

(Continued)

CP-Sil 19 CB

ID (mm)	Length (m)	Film (µm)	Temp Limits (°C)	7 in Cage	5 in Cage
0.32	10	0.20	-25 to 275/300	CP7732	
	15	0.25	-25 to 275/300	CP8542	CP854215
	25	0.20	-25 to 275/300	CP7742	
		0.40	-25 to 275/300	CP7829	
		1.20	-25 to 275/300	CP7762	
	30	0.25	-25 to 275/300	CP8842	
		1.00	-25 to 275/300	CP8762	
	50	0.20	-25 to 275/300	CP7752	
		0.40	-25 to 275/300	CP7839	
		1.20	-25 to 275/300	CP7772	
	60	0.15	-25 to 275/300	CP8662	
		0.25	-25 to 275/300	CP8852	
1.00		-25 to 275/300	CP8772	CP877215	
0.53	10	2.00	-25 to 275/300	CP7647	
	15	0.50	-25 to 275/300	CP8663	
	25	1.00	-25 to 275/300	CP7637	
		2.00	-25 to 275/300	CP7657	
	30	1.00	-25 to 275/300	CP8737	
	50	2.00	-25 to 275/300	CP7667	
		1.00	-25 to 275/300	CP7697	



Structure of Polyethylene Glycol (PEG)
This structure is applicable for all WAX
and FFAP phases.

Polyethylene Glycol (PEG) Columns

Agilent offers a full range of PEG columns. Even though each phase is based on the polyethylene glycol polymer, strict control of the cross-linking and deactivation processes result in a variety of unique phase characteristics to meet your varying analysis needs.

DB-WAX and DB-WaxFF

- Polyethylene glycol (PEG)
- Equivalent to USP Phase G16
- High polarity
- Lower temperature limit of 20 °C is the lowest of any bonded PEG phase; improves resolution of low boiling point analytes
- Column-to-column reproducibility
- Bonded and cross-linked
- Exact replacement of HP-WAX
- Solvent rinsable
- DB-WaxFF is a highly reproducible, specially tested microbore DB-Wax for fragrance analysis

Similar Phases: SUPELCOWAX 10, SUPEROX II, CB-WAX, Stabilwax, BP-20, 007-CW, Carbowax, Rtx-WAX, ZB-WAX, ZB-WAX plus

DB-WAX and DB-WaxFF

ID (mm)	Length (m)	Film (µm)	Temp Limits (°C)	7 in Cage	5 in Cage	7890/6890 LTM Module	5975T LTM Toroid
DB-WAX							
0.05	10	0.05	20 to 250/260	126-7012		126-7012LTM	
		0.10	20 to 240/250	126-7013		126-7013LTM	222-7013LTM
0.10	10	0.10	20 to 250/260	127-7012	127-7012E	127-7012LTM	
		0.20	20 to 240/250	127-7013		127-7013LTM	
	20	0.10	20 to 250/260	127-7022		127-7022LTM	
		0.20	20 to 240/250	127-7023	127-7023E	127-7023LTM	
0.18	10	0.18	20 to 250/260	121-7012		121-7012LTM	
	20	0.18	20 to 250/260	121-7022	121-7022E	121-7022LTM	
		0.30	20 to 240/250	121-7023	121-7023E	121-7023LTM	
		0.18	20 to 250/260	121-7042	121-7042E		
	40	0.30	20 to 240/250	121-7043			

Agilent J&W High Efficiency GC columns are displayed using italicized descriptions and part numbers

(Continued)

DB-WAX and DB-WaxFF

ID (mm)	Length (m)	Film (μm)	Temp Limits ($^{\circ}\text{C}$)	7 in Cage	5 in Cage	7890/6890 LTM Module	5975T LTM Toroid
DB-WAX							
0.20	25	0.20	20 to 250/260	128-7022		128-7022LTM	
	30	0.20	20 to 250/260	128-7032		128-7032LTM	
	50	0.20	20 to 250/260	128-7052			
0.25	15	0.25	20 to 250/260	122-7012	122-7012E	122-7012LTM	
		0.50	20 to 240/250	122-7013		122-7013LTM	
	30	0.15	20 to 250/260	122-7031		122-7031LTM	
		0.25	20 to 250/260	122-7032	122-7032E	122-7032LTM	
		0.50	20 to 240/250	122-7033	122-7033E	122-7033LTM	222-7033LTM
	60	0.15	20 to 250/260	122-7061			
		0.25	20 to 250/260	122-7062	122-7062E		
	0.50	20 to 240/250	122-7063	122-7063E			
0.32	15	0.25	20 to 250/260	123-7012		123-7012LTM	
		0.50	20 to 240/250	123-7013		123-7013LTM	
	30	0.15	20 to 250/260	123-7031		123-7031LTM	
		0.25	20 to 250/260	123-7032	123-7032E	123-7032LTM	
		0.50	20 to 240/250	123-7033	123-7033E	123-7033LTM	
	60	0.25	20 to 250/260	123-7062			
		0.50	20 to 240/250	123-7063	123-7063E		
0.45	30	0.85	20 to 230/240	124-7032		124-7032LTM	
0.53	15	0.50	20 to 230/240	125-7017		125-7017LTM	
		1.00	20 to 230/240	125-7012	125-7012E	125-7012LTM	
	30	0.25	20 to 230/240	125-7031		125-7031LTM	
		0.50	20 to 230/240	125-7037		125-7037LTM	
		1.00	20 to 230/240	125-7032	125-7032E	125-7032LTM	
	60	1.00	20 to 230/240	125-7062	125-7062E		
DB-WaxFF							
0.10	20	0.20	20 to 240/250	127-7023FF			

DB-WAXetr

- Polyethylene glycol (PEG)
- Extended Temperature Range (etr)
- High polarity
- Excellent column-to-column repeatability
- Bonded and cross-linked
- Solvent rinsable
- Equivalent to USP Phase G16

Similar Phases: SUPELCOWAX 10, SUPEROX II, CB-WAX, Stabilwax, BP-20, 007-CW, Carbowax, Rtx-WAX, ZB-WAX, ZB-WAX plus

DB-WAXetr

ID (mm)	Length (m)	Film (µm)	Temp Limits (°C)	7 in Cage	5 in Cage	7890/6890 LTM Module
0.20	25	0.40	30 to 250/260	128-7323		128-7323LTM
0.25	30	0.25	30 to 260/280	122-7332	122-7332E	122-7332LTM
		0.50	30 to 250/260	122-7333		122-7333LTM
	60	0.25	30 to 260/280	122-7362		
		0.50	30 to 250/260	122-7363		
0.32	15	0.25	30 to 260/280	123-7312		123-7312LTM
		1.00	30 to 250/260	123-7314		123-7314LTM
	30	0.25	30 to 260/280	123-7332		123-7332LTM
		0.50	30 to 250/260	123-7333		123-7333LTM
		1.00	30 to 250/260	123-7334		123-7334LTM
	50	1.00	30 to 250/260	123-7354	123-7354E	
	60	0.25	30 to 260/280	123-7362		
		0.50	30 to 250/260	123-7363		
1.00		30 to 250/260	123-7364			
0.53	15	1.00	30 to 240/260	125-7312		125-7312LTM
		2.00	50 to 230/250	125-7314		125-7314LTM
	30	1.00	30 to 240/260	125-7332	125-7332E	125-7332LTM
		1.50	30 to 230/240	125-7333		125-7333LTM
		2.00	50 to 230/250	125-7334	125-7334E	125-7334LTM
	60	1.00	30 to 240/260	125-7362		

HP-INNOWax

- Polyethylene glycol (PEG)
- High polarity
- Highest upper temperature limits of the bonded PEG phases
- Column-to-column repeatability
- Bonded and cross-linked
- Solvent rinsable
- Close equivalent to USP Phase G16

Similar Phases: SUPELCOWAX 10, SUPEROX II, CB-WAX, Stabilwax, BP-20, 007-CW, Carbowax, ZB-WAX, ZB-WAX+

HP-INNOWax

ID (mm)	Length (m)	Film (µm)	Temp Limits (°C)	7 in Cage	5 in Cage	7890/6890 LTM Module	5975T LTM Toroid
<i>0.18</i>	<i>20</i>	<i>0.18</i>	<i>40 to 260/270</i>	<i>19091N-577</i>	<i>19091N-577E</i>	<i>19091N-577LTM</i>	<i>29091N-577LTM</i>
0.20	25	0.20	40 to 260/270	19091N-102		19091N-102LTM	
		0.40	40 to 260/270	19091N-202		19091N-202LTM	
	50	0.20	40 to 260/270	19091N-105	19091N-105E		
		0.40	40 to 260/270	19091N-205	19091N-205E		
0.25	4	0.25	40 to 260/270	19091N-130		19091N-130LTM	
		0.10	40 to 260/270	19091N-330			
	15	0.15	40 to 260/270	19091N-030		19091N-030LTM	
		0.10	40 to 260/270	19091N-331			
		0.25	40 to 260/270	19091N-131	19091N-131E	19091N-131LTM	
	30	0.50	40 to 260/270	19091N-231		19091N-231LTM	
		0.15	40 to 260/270	19091N-033		19091N-033LTM	
		0.25	40 to 260/270	19091N-133	19091N-133E	19091N-133LTM	29091N-133LTM
	60	0.50	40 to 260/270	19091N-233	19091N-233E	19091N-233LTM	
		0.15	40 to 260/270	19091N-036			
0.25		40 to 260/270	19091N-136	19091N-136E			
0.32	15	0.25	40 to 260/270	19091N-111		19091N-111LTM	
		0.15	40 to 260/270	19091N-013		19091N-013LTM	
		0.25	40 to 260/270	19091N-113	19091N-113E	19091N-113LTM	
	60	0.50	40 to 260/270	19091N-213	19091N-213E	19091N-213LTM	
		0.25	40 to 260/270	19091N-116			
		0.50	40 to 260/270	19091N-216	19091N-216E		
0.53	15	1.00	40 to 240/250	19095N-121	19095N-121E	19095N-121LTM	
	30	1.00	40 to 240/250	19095N-123	19095N-123E	19095N-123LTM	
	60	1.00	40 to 240/250	19095N-126			

Agilent J&W High Efficiency GC columns are displayed using italicized descriptions and part numbers

CP-Wax 52 CB

- Polyethylene glycol phase
- High polarity
- Wider temperature range than non-bonded polyethylene glycols
- Bonded and cross-linked
- Solvent rinsable
- High resolution of low boiling point analytes
- High polarity provides separations for a broad range of applications
- Excellent reproducibility and temperature stability for a variety of EPA and ASTM methods
- Supplied with an EZ-GRIP to simplify column installation, coupling and operation

Note: We recommend the UltiMetal column when working in rugged environments with process or portable instruments.

Similar Phases: SUPELCOWAX 10, SUPEROX II, CB-WAX, Stabilwax, BP-20, 007-CW, Carbowax, HP-INNOWax, Rtx-WAX, ZB-WAX, ZB-WAX+

CP-Wax 52 CB

ID (mm)	Length (m)	Film (µm)	Temp Limits (°C)	7 in Cage	5 in Cage	
0.10	10	0.10	20 to 250/265	CP7334	CP733415	
		0.20	20 to 250/265	CP7335		
<i>0.15</i>	<i>15</i>	<i>0.15</i>	<i>20 to 250/265</i>	<i>CP7791</i>	<i>CP779115</i>	
	<i>25</i>	<i>0.25</i>	<i>20 to 250/265</i>	<i>CP7792</i>	<i>CP779215</i>	
0.20	25	0.20	20 to 250/265	CP7765		
	30	0.20	20 to 250/265	CP7775		
	50	0.20	20 to 250/265	CP7785		
0.25	10	0.20	20 to 250/265	CP7703		
	15	0.25	20 to 250/265	CP8513		
	25		0.20	20 to 250/265	CP7713	CP771315
			1.20	20 to 250/265	CP7673	CP767315
	30		0.15	20 to 250/265	CP8745	
			0.25	20 to 250/265	CP8713	CP871315
			0.50	20 to 250/265	CP8746	CP874615
	50	0.20	20 to 250/265	CP7723	CP772315	
	60		0.25	20 to 250/265	CP8723	CP872315
			0.50	20 to 250/265	CP8748	

Agilent J&W High Efficiency GC columns are displayed using italicized descriptions and part numbers

(Continued)



CP-Wax 52 CB

ID (mm)	Length (m)	Film (μm)	Temp Limits ($^{\circ}\text{C}$)	7 in Cage	5 in Cage
0.32	10	0.20	20 to 250/265	CP7733	CP773315
		1.00	20 to 250/265	CP7628	
	15	0.15	20 to 250/265	CP8533	
		0.25	20 to 250/265	CP8543	
		0.50	20 to 250/265	CP8553	
	25	0.20	20 to 250/265	CP7743	
		0.40	20 to 250/265	CP7879	
		1.20	20 to 250/265	CP7763	CP776315
	30	0.25	20 to 250/265	CP8843	CP884315
		0.50	20 to 250/265	CP8763	CP876315
	50	0.20	20 to 250/265	CP7753	CP775315
		0.40	20 to 250/265	CP7889	
		1.20	20 to 250/265	CP7773	CP777315
	60	0.25	20 to 250/265	CP8853	
		0.50	20 to 250/265	CP8773	
1.20		20 to 250/265	CP8073	CP807315	
0.53	10	2.00	20 to 250/265	CP7648	
	15	1.00	20 to 250/265	CP8718	
	25	1.00	20 to 250/265	CP7638	
		2.00	20 to 250/265	CP7658	CP765815
	30	1.00	20 to 250/265	CP8738	CP873815
	50	1.00	20 to 250/265	CP7698	CP769815
		2.00	20 to 250/265	CP7668	
	60	1.00	20 to 250/265	CP8798	
100	2.00	20 to 250/265	CP7678		

CP-Wax 52 CB UltiMetal

ID (mm)	Length (m)	Film (μm)	Temp Limits ($^{\circ}\text{C}$)	Part No.
0.53	10	0.50	20 to 250/275	CP7128
		1.00	20 to 250/275	CP7148
		2.00	20 to 250/275	CP7177
	25	0.50	20 to 250/275	CP7138
		1.00	20 to 250/275	CP7158
		2.00	20 to 250/275	CP7178
	50	0.50	20 to 250/275	CP7198
		1.00	20 to 250/275	CP7168
		2.00	20 to 250/275	CP7179

DB-FFAP

- Nitroterephthalic acid modified polyethylene glycol
- High polarity
- Temperature range from 40 °C to 250 °C
- Designed for the analysis of volatile fatty acids and phenols
- Replaces OV-351
- Bonded and cross-linked
- Solvent rinsable
- Close equivalent to USP Phase G35

Note: We do not recommend the use of water or methanol to rinse DB-FFAP GC columns.

Similar Phases: Stabilwax-DA, Nukol, 007-FFAP, BP21, AT-1000, OV-351

DB-FFAP

ID (mm)	Length (m)	Film (µm)	Temp Limits (°C)	7 in Cage	5 in Cage	7890/6890 LTM Module	5975T LTM Toroid
0.10	10	0.10	40 to 250	127-3212		127-3212LTM	
	15	0.10	40 to 250	127-32H2		127-32H2LTM	
0.25	15	0.25	40 to 250	122-3212		122-3212LTM	222-3212LTM
	30	0.25	40 to 250	122-3232	122-3232E	122-3232LTM	222-3232LTM
		0.50	40 to 250	122-3233		122-3233LTM	
	60	0.25	40 to 250	122-3262	122-3262E		
		0.50	40 to 250	122-3263			
0.32	15	0.25	40 to 250	123-3212		123-3212LTM	
	25	0.50	40 to 250	123-3223		123-3223LTM	
	30	0.25	40 to 250	123-3232	123-3232E	123-3232LTM	
		0.50	40 to 250	123-3233		123-3233LTM	
		1.00	40 to 250	123-3234		123-3234LTM	
	50	0.50	40 to 250	123-3253			
	60	0.25	40 to 250	123-3262			
		0.50	40 to 250	123-3263			
1.00	40 to 250	123-3264					
0.45	30	0.85	40 to 250	124-3232		124-3232LTM	
0.53	10	1.00	40 to 250	125-32H2		125-32H2LTM	
	15	0.50	40 to 250	125-3217		125-3217LTM	
		1.00	40 to 250	125-3212		125-3212LTM	
	30	0.25	40 to 250	125-3231		125-3231LTM	
		0.50	40 to 250	125-3237		125-3237LTM	
		1.00	40 to 250	125-3232	125-3232E	125-3232LTM	
	60	1.50	40 to 250	125-3233		125-3233LTM	
		1.00	40 to 250	125-3262			

Tips & Tools

Agilent also offers CAM columns for amine analysis.



HP-FFAP

- Nitroterephthalic acid modified polyethylene glycol
- High polarity
- Temperature range from 60 °C to 240/250 °C (230/240 °C for 0.53 mm)
- Designed for the analysis of volatile fatty acids and phenols
- Replaces OV-351
- Bonded and cross-linked
- Solvent rinsable
- Close equivalent to USP Phase G35

Note: We do not recommend the use of water or methanol to rinse HP-FFAP GC columns.

Similar Phases: Stabilwax-DA, Nukol, 007-FFAP, BP21, AT-1000, OV-351

HP-FFAP

ID (mm)	Length (m)	Film (µm)	Temp Limits		7890/6890	
			(°C)	7 in Cage	5 in Cage	LTM Module
0.20	25	0.30	60 to 240/250	19091F-102	19091F-102E	19091F-102LTM
	50	0.30	60 to 240/250	19091F-105	19091F-105E	
0.25	30	0.25	60 to 240/250	19091F-433	19091F-433E	19091F-433LTM
0.32	25	0.50	60 to 240/250	19091F-112	19091F-112E	19091F-112LTM
	30	0.25	60 to 240/250	19091F-413		19091F-413LTM
	50	0.50	60 to 240/250	19091F-115	19091F-115E	
0.53	10	1.00	60 to 240	19095F-121		19095F-121LTM
	15	1.00	60 to 240	19095F-120	19095F-120E	19095F-120LTM
	30	1.00	60 to 240	19095F-123	19095F-123E	19095F-123LTM

CP-Wax 58 FFAP CB

- Nitroterephthalic acid-modified polyethylene glycol phase
- High polarity
- Ideal for analysis of acidic compounds, such as phenols, underivatized and derivatized free fatty acids
- Highest polarity bonded wax column for analyzing polar compounds
- Chemically-bonded
- Solvent rinsable
- High inertness provides excellent peak shape
- Supplied with an EZ-GRIP to simplify column installation, coupling and operation


Similar Phases: SUPELCOWAX 10, SUPEROX II, CB-WAX, Stabilwax, BP-20, 007-CW, Carbowax, Rtx-WAX, ZB-WAX

CP-Wax 58 FFAP CB

ID (mm)	Length (m)	Film (µm)	Temp Limits (°C)	7 in Cage	5 in Cage	
0.20	25	0.30	20 to 250/275	CP7787	CP778715	
	50	0.30	20 to 250/275	CP7797		
0.25	25	0.20	20 to 250/275	CP7717	CP771715	
	50	0.20	20 to 250/275	CP7727		
0.32	25	0.20	20 to 250/275	CP7747	CP774715	
		1.20	20 to 250/275	CP7767		
	50	0.20	20 to 250/275	CP7757		
		0.50	20 to 250/275	CP7778		
		1.20	20 to 250/275	CP7777		
0.53	15	0.50	20 to 250/275	CP7665		
		1.00	20 to 250/275	CP7614	CP761415	
	25	2.00	20 to 250/275	CP7654		
		50	1.00	20 to 250/275	CP7624	
			2.00	20 to 250/275	CP7664	

Tips & Tools

View the latest GC column focused applications, products and educational resources at www.agilent.com/chem/myGCcolumns



Carbowax 20M and HP-20M

- Polyethylene glycol, MW 20,000
- Equivalent to USP Phase G16

Similar Phases: Rt-CW20M F&F

Because the Carbowax 20M and the HP-20M are not bonded or cross-linked, we do not recommend solvent rinsing. DB-WAX is the recommended bonded alternate for the HP-20M.

Carbowax 20M

ID (mm)	Length (m)	Film (µm)	Temp Limits (°C)	7 in Cage	7890/6890 LTM Module
0.25	30	0.25	60 to 220/240	112-2032	112-2032LTM
0.32	30	0.25	60 to 220/240	113-2032	113-2032LTM
	60	0.25	60 to 220/240	113-2062	

HP-20M

ID (mm)	Length (m)	Film (µm)	Temp Limits (°C)	7 in Cage	5 in Cage	7890/6890 LTM Module
0.20	25	0.10	60 to 220	19091W-102		19091W-102LTM
	50	0.10	60 to 220	19091W-105		
0.32	25	0.30	60 to 220	19091W-012	19091W-012E	19091W-012LTM
	50	0.30	60 to 220	19091W-015	19091W-015E	
0.53	10	1.33	60 to 220	19095W-121		19095W-121LTM
	30	1.33	60 to 220	19095W-123		19095W-123LTM



Specialty Columns

Agilent chemists have developed many columns with unique characteristics designed to solve the most difficult separation problems of a given method. As a result, we offer a comprehensive line of specialty or "select" columns for a variety of applications to enhance the standard phase portfolio. With columns for volatiles, pesticides, petrochemicals and more – Agilent exceeds standard QA/QC procedures for the manufacturing and testing of all of our specialty columns to ensure they meet the stringent demands for their application. These columns offer reliable, accurate results with the shortest run times possible on complex sample lists and matrices.

High Temperature Columns

DB-1ht

- 100% Dimethylpolysiloxane
- Non-polar
- Specially processed for extended temperature limit of 400 °C
- High temperature, polyimide-coated, fused silica tubing
- Excellent peak shape and faster elution times for high boilers
- Bonded and cross-linked
- Solvent rinsable

Similar Phases: Rxi-1HT, Stx-1ht, ZB-1ht

DB-1ht

ID (mm)	Length (m)	Film (µm)	Temp Limits (°C)	7 in Cage	5 in Cage	7890/6890 LTM Module	5975T LTM Toroid
0.25	15	0.10	-60 to 400	122-1111	122-1111E		222-1111LTM
	30	0.10	-60 to 400	122-1131			222-1131LTM
0.32	15	0.10	-60 to 400	123-1111		123-1111LTM	
	30	0.10	-60 to 400	123-1131	123-1131E	123-1131LTM	
0.53	30	0.17	-60 to 400	125-1131			

DB-5ht

- (5%-Phenyl)-methylpolysiloxane
- Non-polar
- Specially processed for extended temperature limit of 400 °C
- High temperature, polyimide-coated, fused silica tubing
- Excellent peak shape and faster elution times for high boilers
- Bonded and cross-linked
- Solvent rinsable

Similar Phases: HT5, Stx-5ht, ZB-5ht

DB-5ht

ID (mm)	Length (m)	Film (μm)	Temp Limits (°C)	7 in Cage	5 in Cage	7890/6890 LTM Module	5975T LTM Toroid
0.25	15	0.10	-60 to 400	122-5711	122-5711E	122-5711LTM	222-5711LTM
	30	0.10	-60 to 400	122-5731		122-5731LTM	222-5731LTM
0.32	10	0.10	-60 to 400	123-5701		123-5701LTM	
	15	0.10	-60 to 400	123-5711	123-5711E		
	30	0.10	-60 to 400	123-5731	123-5731E	123-5731LTM	



DB-17ht

- (50%-Phenyl)-methylpolysiloxane
- Mid-polarity
- Extended upper temperature limit of 365 °C
- High temperature, polyimide-coated, fused silica tubing
- Excellent peak shape and faster elution times for high boilers
- Improved resolution for triglycerides
- Ideal for confirmational analyses
- Bonded and cross-linked
- Solvent rinsable

Similar Phases: Rtx-65TG, BPX50


DB-17ht

ID (mm)	Length (m)	Film (µm)	Temp Limits (°C)	7 in Cage	5 in Cage	7890/6890 LTM Module
0.25	5	0.15	40 to 340/365	122-1801		122-1801LTM
	15	0.15	40 to 340/365	122-1811		
	30	0.15	40 to 340/365	122-1831		122-1831LTM
0.32	15	0.15	40 to 340/365	123-1811		
	30	0.15	40 to 340/365	123-1831	123-1831E	
	60	0.15	40 to 340/365	123-1861		



Tips & Tools

Learn more about the Agilent 7890A System at www.agilent.com/chem/7890A



VF-5ht and VF-5ht UltiMetal

- Enhanced selectivity improves column longevity and reduces downtime
- Superior detector performance provides improved detection limits
- For analyses of high boiling compounds by exhibiting ultra low bleed at high temperatures
- Optimized sensitivity and accuracy for analysis of high molecular weight compounds
- Identical selectivity as VF-5ms (bleed spec of 30 m x 0.25 mm column is < 5 pA at 400 °C)
- UltiMetal technology renders the stainless steel inert and enhances bonding of the stationary phase for improved column lifetime and excellent peak shape

Similar Phases: ZB-5ht, Rxi-5ht

VF-5ht

ID (mm)	Length (m)	Film (µm)	Temp Limits (°C)	7 in Cage
0.25	15	0.10	-60 to 400/400	CP9045
	30	0.10	-60 to 400/400	CP9046
0.32	10	0.10	-60 to 400/400	CP9044
	15	0.10	-60 to 400/400	CP9047
	30	0.10	-60 to 400/400	CP9048

Similar Phases: ZB-5ht, Rxi-5ht

VF-5ht UltiMetal

ID (mm)	Length (m)	Film (µm)	Temp Limits (°C)	7 in Cage	5 in Cage
0.25	15	0.10	-60 to 430/450	CP9090	
		0.10	-60 to 430/450	CP9091*	
	30	0.10	-60 to 430/450	CP9092	CP909215
		0.10	-60 to 430/450	CP9093*	
0.32	15	0.10	-60 to 430/450	CP9094	CP909415
		0.10	-60 to 430/450	CP9095*	
	30	0.10	-60 to 430/450	CP9096	
		0.10	-60 to 430/450	CP9097*	

*These configurations include a 2 m x 0.53 mm id UltiMetal retention gap which are pre-connected to the VF-5ht UltiMetal column with a high-temperature column connector.

Petroleum Columns

Petroleum applications vary greatly in character. From noble gases to simulated distillation, Agilent offers a broad range of columns designed to meet the needs of the petroleum/petrochemical chromatographer. Refer to the PLOT column section for columns for the analysis of light gases.

LOWOX

- Unique selectivity for a wide range of oxygenates
- Minimal particle loss preserves detector performance
- Industry proven for process and portable GC applications (ASTM D 7059)
- Analyze trace level oxygenate impurities in gas and liquid hydrocarbon streams
- High polarity
- Ideal for monitoring catalyst contamination by oxygenates

Lowox

ID (mm)	Length (m)	Film (μm)	Temp Limits ($^{\circ}\text{C}$)	7 in Cage	5 in Cage
0.53	10	10.00	0 to 350/350	CP8587	CP858715

GS-OxyPLOT

- Accurate analysis of ppm/ppb level oxygenates in C_1 to C_{10} hydrocarbons
- Strong selectivity for a wide range of oxygenates (ethers, alcohols, aldehydes, and ketones) in complex matrices such as gaseous hydrocarbons, motor fuels, and crude oil
- Suitable for ASTM methods for oxygenates
- Very high column stability (upper temperature limit of 350°C) with no column bleed
- Stable phase coating virtually eliminates particle generation and detector spiking
- Excellent for low concentration, quantitative GC analysis
- Ideal for selective heart-cutting applications

GS-OxyPLOT

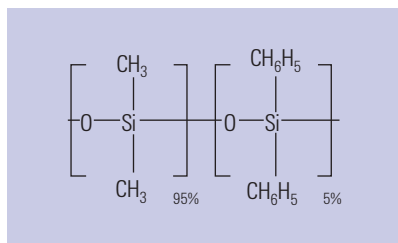
ID (mm)	Length (m)	Temp Limits ($^{\circ}\text{C}$)	7 in Cage	5 in Cage
0.53	10	350	115-4912	115-4912E

CP-Sil 5 CB for Formaldehyde

- Optimized for analysis of formaldehyde, water and methanol
- Trace analysis of sulfur compounds possible
- Partial permanent gas analysis possible (especially in switching systems)
- Non-polar phase provides accurate separations based on volatility
- High inertness, elutes sulfur components without absorption for high quality data and low detection limits
- Highest efficiency for this apolar column with the thickest film

CP-Sil 5 CB for Formaldehyde

ID (mm)	Length (m)	Film (μm)	Temp Limits ($^{\circ}\text{C}$)	7 in Cage	5 in Cage
0.32	60	8.00	-60 to 300/325	CP7475	CP7475I5



Structure of HP-PONA

HP-PONA

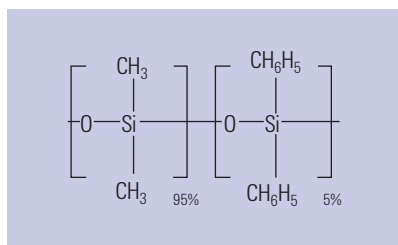
- 100% Dimethylpolysiloxane
- Configured for the analysis of petroleum process products
- Tested to ensure the resolution of m-xylene from p-xylene and of cyclopentane from 2,3-dimethylbutane
- PONA, PIANO
- High resolution
- Bonded and cross-linked
- Solvent rinsable

Note: 100 psi regulator required to reach optimum carrier gas velocity

Similar Phases: Petrocol DH, SPB-1, 007-1, Rtx-1, MXT-1, Rtx-1PONA, Rtx-DHA

HP-PONA

Description	ID (mm)	Length (m)	Film (μm)	Temp Limits ($^{\circ}\text{C}$)	7 in Cage	5 in Cage
HP-PONA	0.20	50	0.50	-60 to 325/350	19091S-001	19091S-001E
HP-1	0.20	50	0.50	-60 to 325/350	19091Z-205	19091Z-205E
HP-1	0.25	100	0.50	-60 to 325/350	19091Z-530	19091Z-530E



Structure of CP-Sil PONA CB

CP-Sil PONA CB

- High resolution analysis of paraffins, olefins, naphthalenes and aromatics in complex hydrocarbon mixtures
- Engineered for hydrocarbon analysis according to ASTM (DHA method)
- Inert to polar compounds for highly accurate data
- Excellent column-to-column reproducibility

Similar Phases: Petrocol DH, SPB-1, 007-1, Rtx-1, MXT-1

CP-Sil PONA CB

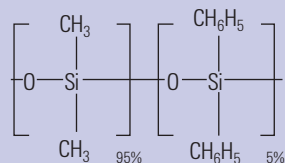
ID (mm)	Length (m)	Film (μm)	Temp Limits ($^{\circ}\text{C}$)	7 in Cage	5 in Cage
0.21	50	0.50	250/275	CP7531	CP753115
0.25	100	0.50	250/275	CP7530	CP753015
0.25	150	1.00	250/275	CP7945	

CP-Sil PONA for ASTM D 5134

- Optimized PONA analysis for ASTM D 5134
- Exact dimensions as specified in the ASTM method for full compliance
- Inert to polar additives

CP-Sil PONA for ASTM D 5134

ID (mm)	Length (m)	Film (μm)	Temp Limits ($^{\circ}\text{C}$)	7 in Cage
0.21	50	0.50	250/275	CP7531



Structure of DB-Petro

DB-Petro

- 100% Dimethylpolysiloxane
- Configured for the analysis of petroleum process products
- PONA, PIANO
- High resolution
- Bonded and cross-linked
- Solvent rinsable

Note: 100 psi regulator required to reach optimum carrier gas velocity

Similar Phases: Petrocol DH, SPB-1, 007-1, Rtx-1, MXT-1

DB-Petro


ID (mm)	Length (m)	Film (μm)	Temp Limits (°C)	7 in Cage	5 in Cage
0.20	50	0.50	-60 to 325/350	128-1056	
0.25	100	0.50	-60 to 325/350	122-10A6	122-10A6E





Tips & Tools

For optimum performance, ferrules should be replaced every time the column is replaced and during column maintenance.



HP-1 Aluminum Clad

- 100% Dimethylpolysiloxane
- Aluminum clad fused silica tubing
- For high temperature simulated distillation
- Bonded and cross-linked
- Solvent rinsable

Similar Phases: MXT-1

HP-1 Aluminum Clad

ID (mm)	Length (m)	Film (µm)	Temp Limits (°C)	7 in Cage
0.53	5	0.09	0 to 350/450	19095S-205
	10	0.09	0 to 350/450	19095S-200

DB-2887

- 100% Dimethylpolysiloxane
- Specifically designed for simulated distillation using ASTM Method D 2887
- Rapid conditioning, fast run time and low bleed when compared to packed columns
- Bonded and cross-linked
- Solvent rinsable

Similar Phases: Petrocol EX2887, MXT-2887, MXT-1, Rtx-2887

DB-2887

ID (mm)	Length (m)	Film (µm)	Temp Limits (°C)	7 in Cage	5 in Cage	7890/6890 LTM Module
0.53	10	3.00	-60 to 350	125-2814	125-2814E	125-2814LTM



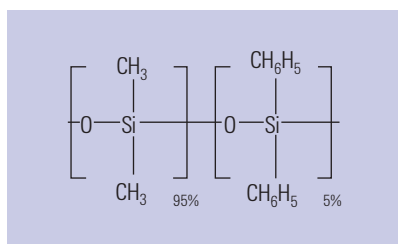
DB-HT SimDis

- 100% Dimethylpolysiloxane
- "Boiling point" phase for high temperature simulated distillation
- Durable stainless steel tubing
- 430 °C upper temperature limit
- Distillation range of C₆ to C₁₁₀₊
- Low bleed, even at 430 °C
- Bonded and cross-linked
- Solvent rinsable

Similar Phases: Petrocol EX2887, MXT-2887, Rtx-2887, AC Controls High Temp Sim Dist, AT-2887, ZB-1XT SimDist

DB-HT SimDis

ID (mm)	Length (m)	Film (µm)	Temp Limits (°C)	7 in Cage
0.53	5	0.10	-60 to 400/430	145-1009
		0.15	-60 to 400/430	145-1001



Structure of CP-SimDist

CP-SimDist

- For simulated distillation analysis up to C₁₀₀
- High temperature non-polar stationary phase
- Low bleed improves quantitation
- High temperature polyimide coating extends lifetime

CP-SimDist Fused Silica columns are guaranteed for simulated distillation up to C₁₀₀. These columns are low bleed, typically only 4-5 pA at 400 °C. The high temperature stationary phase and polyimide coating extend column lifetime.

Similar Phases: Petrocol EX2887, MXT-2887, Rtx-2887, AC Controls High Temp Sim Dist, AT-2887, ZB-1XT SimDist

CP-SimDist

ID (mm)	Length (m)	Film (µm)	Temp Limits (°C)	7 in Cage	5 in Cage
0.32	10	0.10	375/400	CP7521	
0.53	5	0.17	375/400	CP7522	CP752215
	10	0.10	375/400	CP7541	

CP-SimDist UltiMetal

- Designed for ASTM D2887 and the extended D2887 method compliance
- Low bleed
- Extended analysis to C₁₂₀ with maximum temperature of 450 °C
- UltiMetal tubing for excellent durability (same id as 0.53 mm id fused silica)
- Excellent retention time repeatability and column lifetime due to special deactivation of UltiMetal surface

Similar Phases: Petrocol EX2887, MXT-2887, Rtx-2887, AC Controls High Temp Sim Dist, AT-2887, ZB-1XT SimDist

CP-SimDist UltiMetal

ID (mm)	Length (m)	Film (µm)	Temp Limits (°C)	7 in Cage	5 in Cage	
0.53	5	0.09	450/450	CP7569	CP756915	
		0.17	450/450	CP7532	CP753215	
		0.88	450/450	CP7570		
		2.65	400/400	CP7571		
	10		0.17	450/450	CP7542	CP754215
			0.06	450/450	CP6540	
			0.53	450/450	CP7592	
			0.88	450/450	CP7512	CP751215
			1.20	450/450	CP7562	
			2.65	400/400	CP7582	CP758215
			5.00	400/400	CP7572	
			20	0.11	450/450	CP7593
	25	0.06	450/450	CP6550		
	50	0.06	450/450	CP6560		

CP-Sil 2 CB

- Lowest polarity bonded stationary phase available
- Superior replacement to squalane
- Unique selectivity toward cyclic hydrocarbons
- Separation almost entirely based on boiling point
- Stable at temperatures up to 200 °C

CP-Sil 2 CB

ID (mm)	Length (m)	Film (µm)	Temp Limits (°C)	7 in Cage	5 in Cage
0.25	25	0.25	25 to 200/200	CP7714	CP771415
	50	0.25	25 to 200/200	CP7724	
0.32	50	0.25	25 to 200/200	CP7754	CP775415
	25	1.20	25 to 200/200	CP7764	
	50	1.20	25 to 200/200	CP7774	
0.53	25	2.00	25 to 200/200	CP7653	

CP-TCEP for Alcohols in Gasoline

- Engineered for analysis of alcohols in gasoline
- Excellent peak shape for accurate separations of alcohols
- Temperature stability to 135 °C for high productivity
- Unique selectivity separates benzene after n-dodecane

Similar Phases: Rt-TCEP

CP-TCEP

ID (mm)	Length (m)	Film (µm)	Temp Limits (°C)	7 in Cage	5 in Cage
0.25	50	0.40	135/140	CP7525	CP752515

Select Low Sulfur

- Highest degree of column inertness provides excellent peak shape for active compounds
- Low detection limits for sulfur compounds
- Unique selectivity prevent co-elution and matrix interferences in propylene streams
- Highly permeable PLOT stationary phase provides high retention of volatile compounds
- Unique QC testing results in consistent column inertness performance
- Mechanical stability results in no particle loss

Select Low Sulfur

ID (mm)	Length (m)	Temp Limits (°C)	7 in Cage
0.32	60	185	CP8575

CP-Sil 5 CB for Sulfur

- Optimized for analysis of Volatile Sulfur Compounds
- Trace analysis of sulfur compounds to C₇ mercaptan for high productivity
- Non-polar phase provides accurate separations based on volatility
- High inertness, elutes SO₂ for high quality data and low detection limits

CP-Sil 5 CB for Sulfur

ID (mm)	Length (m)	Film (µm)	Temp Limits (°C)	7 in Cage	5 in Cage
0.32	30	4.00	-60 to 300/325	CP7529	CP7529I5

Select for Permanent Gases – Dual Column

- Set of two parallel columns: CP-Molsieve 5Å for permanent gases and CP-PoraBOND Q for CO₂ analysis
- Isothermal separation at temperatures > 40 °C eliminates the need for cryogenics
- Temperature stability up to 300 °C allows short regeneration times and improves efficiency
- One injector, one detector simplifies operation
- Engineered for fast separation, low level analysis and quantification of argon/oxygen
- Separates permanent gases and CO₂ in a single run
- Coupled, tested and securely mounted on EZ-GRIP column mount
- For resolution of the difficult-to-separate argon/oxygen and helium/neon pairs, use CP7530 Select Permanent Gases/HR (High Resolution) column

Select for Permanent Gases – Dual Column

ID (mm)	Temp Limits (°C)	7 in Cage
Select Permanent Gases/CO ₂	300/325	CP7429
Select Permanent Gases/HR	300/325	CP7430

Select Al₂O₃ MAPD

- Aluminum oxide PLOT column for the analysis of reactive hydrocarbons such as methyl acetylene and propadiene (MAPD)
- Optimized to improve sensitivity and response
- Faster run improves operating efficiency
- Two-fold higher response for MAPD, especially important when running impurity analyses

Similar Phases: Rt-Alumina BOND/MAPD, MXT-Alumina BOND/MAPD

Select Al₂O₃ MAPD

ID (mm)	Length (m)	Temp Limits (°C)	7 in Cage
0.32	50	-100 to 200/200	CP7431
0.53	25	-100 to 200/200	CP7433
	50	-100 to 200/200	CP7432



Agilent J&W Biodiesel Capillary GC Columns

Biofuels are becoming more attractive as a viable supplement or alternative to petroleum-based fuels. Agilent J&W Biodiesel Capillary GC columns are purposely designed and application-optimized for the analysis of biodiesel to meet ASTM and CEN testing standards.

Biodiesel EN14105 Free/Total Glycerin and Biodiesel ASTM D6584 Free/Total Glycerin

- Designed for the analysis of free and total glycerin in B100 according to EN14105 or ASTM D6584
- Specially processed for extended temperature limit of 400 °C
- High temperature, polyimide-coated fused silica tubing
- Excellent peak shape and extended column life
- Bonded and cross-linked
- Solvent rinsable
- Retention gaps please order P/N 160-BD65-5 (5 m x 0.53 mm)

Biodiesel EN14103 FAME Analysis

- Specially designed for the analysis of esters and linoleic acid methyl esters in B100 using EN14103
- Bonded and cross-linked
- Solvent rinsable

Biodiesel EN14110 Residual Methanol

- Specially designed for the determination of trace methanol in B100 using EN14110
- Bonded and cross-linked
- Solvent rinsable

Biodiesel Capillary GC Columns

Description	ID (mm)	Length (m)	Film (µm)	Temp Limits (°C)	7 in Cage
Biodiesel ASTM D6584 Free/Total Glycerin	0.32	15	0.10	-60 to 400	123-BD11
Biodiesel EN14105 Free/Total Glycerin	0.32	10	0.10	-60 to 400	123-BD01
Biodiesel EN14103 FAME Analysis	0.32	30	0.25	40 to 260/270	1909BD-113
Biodiesel EN14110 Residual Methanol	0.32	30	1.80	20 to 260/280	123-BD34

Biodiesel Test Samples

Description	Part No.
Biodiesel MSTFA kit, 10 x 1 mL ampoules, N-Methyl-N-(trimethylsilyl)trifluoro-acetamide for ASTM method D6584	5190-1407
Biodiesel D6584 kit 2 internal standard solutions, 1 mL, 5/pk and 2 internal standard solutions, 5 mL	5190-1408
Biodiesel E14105 kit, 4 x 1 mL ampoules 4 standard solutions	5190-1409
Biodiesel Monoglyceride kit, 3 x 1 mL ampoules	5190-1410

Select Biodiesel

- Complete set of biodiesel columns for full compliance and ease-of-use
- UltiMetal technology provides high accuracy and longevity
- Pre-tested for complete confidence in results
- Good column lifetime when operating at temperatures up to 400 °C
- UltiMetal column with ultra stable stationary phase
- Convenient pre-coupled retention gap that is leak tested

Technical Specifications

Method	Analytes	Column	Injector Type	Analysis Time (min)
ASTM D 6584	Free and total glycerine	Select Biodiesel for Glycerides	On-column	32
EN14103	Ester and linoleic acid methyl esters	Select Biodiesel for FAME	Split/splitless	30
EN14105	Free and total glycerine; mono, di- and tri-glycerides	Select Biodiesel for Glycerides	On-column	35
EN14106	Free glycerol	Select Biodiesel for Glycerides	Split/splitless	10
EN14110	Methanol	Select Biodiesel for Methanol	Headspace with split/splitless	10

Select Biodiesel

Description	ID (mm)	Length (m)	Film (µm)	7 in Cage
For glycerides, UltiMetal, with retention gap	0.32	15	0.10	CP9078
For glycerides, UltiMetal	0.32	15	0.10	CP9079
For glycerides, UltiMetal, with retention gap	0.32	10	0.10	CP9076
For glycerides, UltiMetal	0.32	10	0.10	CP9077
For FAME, fused silica	0.32	30	0.25	CP9080
For Methanol, fused silica	0.32	30	3.00	CP9083
UltiMetal retention gap, methyl deactivated	0.53	2		CP6530

Select Silanes

- Stabilized trifluoropropyl-methyl polysiloxane phase for optimized ppm level analysis of silanes
- High capacity and retention
- Low bleed
- Reduced surface activity provides excellent peak shape
- Thick film offers high sample loading capacity and retention
- Typical applications include alkylated chlorosilanes at % levels as well as impurity analysis
- Valved, direct and split/splitless injections are possible

Select Silanes

ID (mm)	Length (m)	Film (μm)	Temp Limits ($^{\circ}\text{C}$)	7 in Cage
0.32	30	1.80	0 to 270/300	CP7434
	60	1.80	0 to 270/300	CP7435
0.53	60	3.00	0 to 270/300	CP7437

CP-Volamine

- Non polar stationary phase
- Excellent stability for samples containing water expands the application range
- Maximum temperature of 265 °C for enhanced productivity
- Highly inert providing sharp amine peaks for accurate results
- Produces symmetrical peaks due to MPD (Multi-Purpose Deactivation) technology
- Excellent performance even when the sample contains high percentages of water
- Ideal for analyzing volatile amines like MMA, DMA and TMA (monomethyl, dimethyl and trimethyl amine)

Similar Phases: Rtx-Volatile Amines

CP-Volamine

ID (mm)	Length (m)	Temp Limits (°C)	7 in Cage	5 in Cage
0.32	15	265/300	CP7446	
	30	265/300	CP7447	CP744715
	60	265/275	CP7448	CP744815

CP-Sil 8 CB for Amines

- Base deactivated 5% phenyl polydimethylpolysiloxane
- Optimized inertness performance for a broad range of Amine compounds
- Thermal stability up to 350 °C enable separations of Amines up to C₂₀ as well as alkanolamines
- Base deactivated columns also available as CP-Wax for Amines

Similar Phases: Rtx-5 Amine

CP-Sil 8 CB for Amines

ID (mm)	Length (m)	Film (μm)	Temp Limits (°C)	7 in Cage	5 in Cage
<i>0.15</i>	<i>25</i>	<i>2.00</i>	<i>325/350</i>	<i>CP7599</i>	
0.25	30	0.25	325/350	CP7598	CP759815
	30	0.50	325/350	CP7595	CP759515
0.32	30	1.00	325/350	CP7596	CP759615
0.53	30	1.00	325/350	CP7597	CP759715

Agilent J&W High Efficiency GC columns are displayed using italicized descriptions and part numbers

CP-Wax for Volatile Amines and Diamines

Similar Phases: Stabilwax DB

CP-Wax for Volatile Amines and Diamines

ID (mm)	Length (m)	Film (μm)	Temp Limits ($^{\circ}\text{C}$)	7 in Cage	5 in Cage
0.32	25	1.20	220/220	CP7422	CP742215
0.53	25	2.00	220/220	CP7424	

PoraPLOT Amines

- Unique PLOT columns specially designed for high retention of very volatile amines
- High efficiency at temperatures above ambient eliminates the need for cryogenics
- High sensitivity for amines and ammonia

PoraPLOT Amines

ID (mm)	Length (m)	Film (μm)	Temp Limits ($^{\circ}\text{C}$)	7 in Cage	5 in Cage
0.32	25	10.00	-100 to 220/220	CP7591	CP759115
0.53	25	20.00	-100 to 220/220	CP7594	

Pesticides Columns

Agilent J&W low-bleed columns are ideal for the analysis of pesticides. Not only do they possess less bleed than a standard polymer, which improves the signal-to-noise ratio and minimum detectable quantities, but they also have higher upper temperature limits which allow for faster run times. Agilent also offers several common phases with additional pesticide-specific testing to ensure performance for your application.

Note: For CLP pesticides and other methods using electron capture detectors, see DB-35ms, DB-17ms and DB-XLB.

VF-5 Pesticides

- Specially designed for the determination of trace levels of pesticide residue
- Highly inert for enhanced ECD and MS detection
- Tested with key pesticides including endrin and aldrin for optimal performance and consistency of results
- Low bleed


VF-5 Pesticides

ID (mm)	Length (m)	Film (μm)	Temp Limits ($^{\circ}\text{C}$)	7 in Cage
0.25	30	0.25	-60 to 325/350	CP9074
	50	0.25	-60 to 325/350	CP9073
0.32	30	0.25	-60 to 325/350	CP9075



Tips & Tools

Check out Agilent's complete line of sample preparation products for any type of GC and GC/MS analysis at www.agilent.com/chem/sampleprep



DB-1701P

- Low/mid-polarity
- Exact replacement of HP-PAS1701
- Specifically designed and processed for the analysis of organochlorine pesticides
- ECD tested to ensure minimal pesticide breakdown and low ECD bleed
- Bonded and cross-linked
- Solvent rinsable

Similar Phases: SPB-1701, Rtx-1701, BP-10, CB-1701, OV-1701, 007-1701, ZB-1701P

DB-1701P

ID (mm)	Length (m)	Film (µm)	Temp Limits	7 in Cage	5 in Cage	7890/6890 LTM Module
			(°C)			
0.25	30	0.25	-20 to 280/300	122-7732		122-7732LTM
0.32	25	0.25	-20 to 280/300	123-7722		123-7722LTM
	30	0.25	-20 to 280/300	123-7732	123-7732E	123-7732LTM
0.53	30	1.00	-20 to 260/280	125-7732		125-7732LTM

VF-1701 Pesticides

- Specially designed for the determination of trace levels of pesticide residues
- Columns individually tested with key pesticides, including endrin and aldrin
- Highly inert for improved detection limits for trace pesticide determination
- Proven performance with ECD or MS detection
- Ultra low bleed to improve sensitivity

VF-1701 Pesticides

ID (mm)	Length (m)	Film (µm)	Temp Limits (°C)	7 in Cage
0.25	30	0.25	-20 to 280/300	CP9070
	50	0.25	-20 to 280/300	CP9072
0.32	30	0.25	-20 to 280/300	CP9071

CP-Sil 8 CB for Pesticides

- Linear column response down to femtogram level for improved productivity
- Excellent inertness – tested with DDTs to provide very reliable data
- Can be used with on-column injection techniques
- Integrated retention gap helps avoid problems with solvent condensation allowing repeated splitless injections without phase deterioration

CP-Sil 8 CB for Pesticides

ID (mm)	Length (m)	Film (μm)	Temp Limits ($^{\circ}\text{C}$)	7 in Cage
0.25	50	0.12	300/325	CP7481
0.53	50	0.25	300/325	CP7504

CP-Sil 19 CB for Pesticides

- Ideal as a confirmation column for reliable results
- Specified for EPA and CLP analytes for ultimate compliance
- Supplied with a coupled retention gap for on-column injection for best detection limits

CP-Sil 19 CB for Pesticides

ID (mm)	Length (m)	Film (μm)	Temp Limits ($^{\circ}\text{C}$)	7 in Cage	5 in Cage
0.25	30	0.25	275/300	CP7406	
	50	0.20	275/300	CP7407	CP740715
0.32	30	0.25	275/300	CP7408	
0.53	30	1.00	260/275	CP7409	

DB-608

- Specifically designed for the analysis of chlorinated pesticides and PCBs
- U.S. EPA Methods: 608, 508, 8080
- Excellent inertness and recoveries without pesticide breakdown
- Bonded and cross-linked
- Solvent rinsable
- Exact replacement of HP-608

Similar Phases: SPB-608, NON-PAKD Pesticide, 007-608

DB-608

ID (mm)	Length (m)	Film (μm)	Temp Limits (°C)	7 in Cage	7890/6890 LTM Module	5975T LTM Toroid
<i>0.18</i>	<i>20</i>	<i>0.18</i>	<i>40 to 280/300</i>	<i>121-6822</i>	<i>121-6822LTM</i>	<i>221-6822LTM</i>
0.25	30	0.25	40 to 280/300	122-6832	122-6832LTM	
0.32	30	0.50	40 to 280/300	123-1730	123-1730LTM	
0.45	30	0.70	40 to 260/280	124-1730	124-1730LTM	
0.53	15	0.83	40 to 260/280	125-1710	125-1710LTM	
		30	0.50	40 to 260/280	125-6837	125-6837LTM
			0.83	40 to 260/280	125-1730	125-1730LTM

Agilent J&W High Efficiency GC columns are displayed using italicized descriptions and part numbers





HP-PAS5

- Non-polar
- Specifically designed and processed for the analysis of organochlorine pesticides
- ECD tested to ensure minimal pesticide breakdown and low ECD bleed
- Bonded and cross-linked
- Solvent rinsable

Similar Phases: SPB-5, RSL-200, Rtx-5, BP-5, CB-5, OV-5, 007-2 (MPS-5), SE-52, SE-54, XTI-5, PTE-5, CC-5, ZB-5

HP-PAS5

ID (mm)	Length (m)	Film (μm)	Temp Limits ($^{\circ}\text{C}$)	7 in Cage	7890/6890 LTM Module
0.32	25	0.52	-60 to 325/350	19091S-010	19091S-010LTM

Rapid-MS

- Equivalent to 5% phenyl, 95% dimethylpolysiloxane
- Fast analysis time improves productivity
- Reduce analysis time by 3-5x for temperature programmed, and up to a 10x for isothermal runs
- The film thickness from 0.1 to 1 μm ensures high loadability and higher sensitivity
- Low bleed

Note: Rapid-MS columns utilize the high optimal carrier gas velocity obtained when a separation is performed under reduced pressure for fast analysis times

Rapid-MS

ID (mm)	Length (m)	Film (μm)	Temp Limits ($^{\circ}\text{C}$)	7 in Cage
0.53	10	0.12	-60 to 325/325	CP8131
		0.25	-60 to 325/325	CP8132
		0.50	-60 to 325/325	CP8133
		1.00	-60 to 325/325	CP8134

Restriction for Rapid-MS

Description	Part No.
Restriction for Rapid-MS, fused silica, 0.1 mm id, 0.6 m, 5/pk	CP8121

PAH Columns

Select PAH

- Full separation for all PAH isomers avoids false positives and inaccurate results
- Full separation of EPA PAHs in less than 7 minutes and EU PAHs in less than 30 minutes including separation of chrysene, triphenylene and benzo[fluoranthene (type b,j and k)
- Fast results with no need for further analysis
- Low bleed enhances sensitivity

Select PAH

ID (mm)	Length (m)	Film (μm)	Temp Limits ($^{\circ}\text{C}$)	7 in Cage
<i>0.15</i>	<i>15</i>	<i>0.10</i>	<i>40 to 325/350</i>	<i>CP7461</i>
0.25	30	0.15	40 to 325/350	CP7462

Agilent J&W High Efficiency GC columns are displayed using italicized descriptions and part numbers

DB-EUPAH

- Specially designed for analysis of EU regulated PAHs
- Individually tested with application-specific QC test probe mixture
- Great resolution of critical isomers, e.g. benzo(b,j,k)fluoranthenes
- Superb thermal stability for accurate analysis of high boiling PAHs, e.g. dibenzopyrenes
- Excellent signal-to-noise ratio
- Optimized column dimensions for proven performance

DB-EUPAH

ID (mm)	Length (m)	Film (μm)	Temp Limits ($^{\circ}\text{C}$)	7 in Cage
<i>0.18</i>	<i>20</i>	<i>0.14</i>	<i>40 to 320/340</i>	<i>121-9627</i>
0.25	60	0.25	40 to 320/340	122-96L2
0.32	15	0.25	40 to 320/340	123-9612

Agilent J&W High Efficiency GC columns are displayed using italicized descriptions and part numbers

CP-Sil PAH CB UltiMetal

- Separates all 16 PAHs according to EPA Method 610
- High temperature, low bleed phase
- Virtually unbreakable UltiMetal capillary column
- Maximum temperature of 400/425 $^{\circ}\text{C}$

CP-Sil PAH CB UltiMetal

ID (mm)	Length (m)	Film (μm)	Temp Limits ($^{\circ}\text{C}$)	7 in Cage
0.25	25	0.12	400/425	CP7440

Semivolatiles Columns

Semivolatiles are usually extracted from soil samples or other environmental matrices. GC columns with precise retention time reproducibility and good mass spectrometer performance are key enablers for these often demanding analyses.

CP-Sil 8 CB for PCB

- Engineered for the analysis of PCBs according to DIN method 51527
- Ideal for trace level ECD detection of PCBs
- High temperature stability provides low bleed and extended lifetime

CP-Sil 8 CB for PCB

ID (mm)	Length (m)	Film (µm)	Temp Limits (°C)	7 in Cage
0.25	50	0.25	300/325	CP7482

DB-5.625

- Close equivalent to a (5%-Phenyl)-methylpolysiloxane
- Non-polar
- Specially processed to exhibit excellent inertness for EPA Semivolatiles Methods 625, 1625, 8270 and CLP protocols*
- Surpasses EPA performance criteria for semivolatiles
- Inert for base, neutral and acidic compounds
- High temperature limit with excellent thermal stability and low bleed
- Bonded and cross-linked
- Solvent rinsable

*Pentachlorophenol, 2,4-dinitrophenol, carbazole, and N-nitrosodiphenylamine used to test response factors.

Similar Phases: XTI-5, Rtx-5, PTE-5, BPX-5

DB-5.625

ID (mm)	Length (m)	Film (μm)	Temp Limits ($^{\circ}\text{C}$)	7 in Cage	7890/6890 LTM Module
<i>0.18</i>	<i>20</i>	<i>0.18</i>	<i>-60 to 325/350</i>	<i>121-5621</i>	<i>121-5621LTM</i>
		<i>0.36</i>	<i>-60 to 325/350</i>	<i>121-5622</i>	<i>121-5622LTM</i>
0.25	30	0.25	-60 to 325/350	122-5631	122-5631LTM
		0.50	-60 to 325/350	122-5632	122-5632LTM
		1.00	-60 to 325/350	122-5633	122-5633LTM
	60	0.25	-60 to 325/350	122-5661	
0.32	30	0.25	-60 to 325/350	123-5631	123-5631LTM
		0.50	-60 to 325/350	123-5632	123-5632LTM

Agilent J&W High Efficiency GC columns are displayed using italicized descriptions and part numbers

**HP-5ms Semivolatle**

- (5%-Phenyl)-methylpolysiloxane, identical selectivity to HP-5
- Non-polar
- Very low bleed characteristics, ideal for GC/MS
- Specifically tested for inertness for active compounds including acidic and basic compounds
- Improved signal-to-noise ratio for better sensitivity and mass spectral integrity
- Bonded and cross-linked
- Solvent rinsable
- Equivalent to USP Phase G27

Similar Phases: Rtx-5ms, Rxi-5ms, Rxi-5Sil MS, PTE-5, BPX-5, AT-5ms, ZB-5ms, SLB-5ms, Equity-6

HP-5ms Semivolatle

ID (mm)	Length (m)	Film (μm)	Temp Limits ($^{\circ}\text{C}$)	7 in Cage	7890/6890 LTM Module
0.25	30	0.50	-60 to 325/350	19091S-139	19091S-139LTM

CP-Sil 5/C18 CB for PCB

- Engineered for high resolution PCB analysis
- Lower polarity than 100% polydimethylpolysiloxane due to its C₁₈ substitution
- Provides high signal-to-noise ratios for ECD detectors
- Optimized column length for separation of critical isomer pairs: 28/31, 56/60, 149/118, 105/153/132 and 170/190

CP-Sil 5/C18 CB for PCB

ID (mm)	Length (m)	Film (μm)	Temp Limits (°C)	7 in Cage
0.25	50	0.10	275/300	CP7477
	100	0.10	275/300	CP7476
0.32	100	0.10	275/300	CP7478

DB-Dioxin

- Specifically engineered for the analysis of polychlorinated dibenzodioxins (PCDDs) and dibenzofurans (PCDFs)
- Resolves 2,3,7,8-TCDD and 2,3,7,8-TCDF from all other isomers in one run
- Low bleed
- Bonded and cross-linked
- Solvent rinsable

Note: 100 psi regulator required to reach optimum carrier gas velocity

Similar Phases: SP-2331, 007-23, Rtx-2332, Rtx-Dioxin

DB-Dioxin

ID (mm)	Length (m)	Film (μm)	Temp Limits (°C)	7 in Cage	5 in Cage
0.25	60	0.15	40 to 250/270	122-2461	122-2461E
		0.25	40 to 250/270	122-2462	
0.32	60	0.15	40 to 250/270	123-2461	
		0.25	40 to 250/270	123-2462	


CP-Sil 88 for Dioxins

- High polarity stationary phase with specific selectivity for dioxins and dibenzofuran separations
- Integrated retention gap eliminates leaks and extends column lifetime with splitless injections
- 2,3,7,8-TCDD can be determined at low concentrations
- For fast runtimes, thin film configurations are available with maximum temperature program limit of 270 °C

Similar Phases: SP-2560, SP-2340, SP-2330, BPX-70, BPX-90


CP-Sil 88 for Dioxins

ID (mm)	Length (m)	Film (μm)	Temp Limits ($^{\circ}\text{C}$)	7 in Cage
0.25	30	0.10	50 to 250/270	CP7497
	50	0.20	50 to 225/240	CP7588
	60	0.10	50 to 250/270	CP7498
0.32	60	0.13	50 to 250/270	CP7499



Tips & Tools

To order your copy of the Agilent Ultra Inert Poster, please visit www.agilent.com/chem/ULorder



Volatiles Columns

Agilent offers a selection of advanced polymer chemistries for increasingly demanding volatiles applications. Whether for a primary analytical column or as a complementary confirmation column, Agilent J&W capillaries are chromatographers' first choice.

DB-624

- Specifically designed for the analysis of volatile priority pollutants and residual solvents
- No cryogenics needed for U.S. EPA Method 502.2
- Excellent for U.S. EPA Methods: 501.3, 502.2, 503.1, 524.2, 601, 602, 8010, 8015, 8020, 8240, 8260, and USP 467
- Excellent inertness for active compounds
- Bonded and cross-linked
- Solvent rinsable
- Exact replacement of HP-624
- Equivalent to USP Phase G43

Similar Phases: AT-624, Rxi-624 Sil MS, Rtx-624, PE-624, 007-624, 007-502, ZB-624

DB-624

ID (mm)	Length (m)	Film (µm)	Temp Limits (°C)	7 in Cage	5 in Cage	7890/6890 LTM Module	5975T LTM Toroid
<i>0.18</i>	<i>20</i>	<i>1.00</i>	<i>-20 to 280</i>	<i>121-1324</i>	<i>121-1324E</i>	<i>121-1324LTM</i>	<i>221-1324LTM</i>
0.20	25	1.12	-20 to 260	128-1324	128-1324E	128-1324LTM	
0.25	30	1.40	-20 to 260	122-1334	122-1334E	122-1334LTM	222-1334LTM
	60	1.40	-20 to 260	122-1364	122-1364E		
0.32	30	1.80	-20 to 260	123-1334	123-1334E	123-1334LTM	
	60	1.80	-20 to 260	123-1364	123-1364E		
0.45	30	2.55	-20 to 260	124-1334		124-1334LTM	
	75	2.55	-20 to 260	124-1374			
0.53	15	3.00	-20 to 260	125-1314			
	30	3.00	-20 to 260	125-1334	125-1334E	125-1334LTM	
	60	3.00	-20 to 260	125-1364	125-1364E		
	75	3.00	-20 to 260	125-1374	125-1374E		

Agilent J&W High Efficiency GC columns are displayed using italicized descriptions and part numbers

CP-Select 624 CB

- 6% cyanopropyl, 94% dimethylpolysiloxane
- EPA volatiles methods 524.2, 624 and 8015
- Specified by Pharmacopoeia V.3.3.9 for residual solvents
- Excellent column-to-column reproducibility
- Low bleed

Similar Phases: AT-624, Rtx-624, PE-624, 007-624, 007-502, ZB-624

CP-Select 624 CB


ID (mm)	Length (m)	Film (μm)	Temp Limits ($^{\circ}\text{C}$)	
			7 in Cage	5 in Cage
<i>0.15</i>	<i>25</i>	<i>0.84</i>	<i>265/280</i>	<i>CP7411 CP741115</i>
0.25	30	1.40	265/280	CP7412
	60	1.40	265/280	CP7413 CP741315
0.32	30	1.80	265/280	CP7414 CP741415
	60	1.80	265/280	CP7415 CP741515
0.53	30	3.00	265/280	CP7416 CP741615
	75	3.00	265/280	CP7417
	105	3.00	265/280	CP7418

Agilent J&W High Efficiency GC columns are displayed using italicized descriptions and part numbers

Tips & Tools

Don't forget, we have special offers throughout the year.

To learn more, visit www.agilent.com/chem/specialoffers



DB-VRX

- Unique selectivity engineered for optimum resolution of volatiles analysis:
U.S. EPA Methods 502.2, 524.2 and 8260
- 0.45 mm id columns provide more plates per meter compared to 0.53 mm id columns for the fewest coelutions for GC method (an industry first)*
- No subambient cooling required to resolve the six "gases"
- Fast run time:
<30 minutes for optimum sample throughput
<8 minutes with 0.18 mm id
- Low polarity
- Excellent peak shape
- Bonded and cross-linked
- Solvent rinsable

*Two coelutions: 1) m- and p-xylene, for which U.S. EPA does not require separation, and 2) 1,1,2,2-tetrachloroethane and o-xylene which are separated by detectors PID and ELCD, respectively. **Note to GC/MS analysts:** These coeluting compounds have different primary characteristic ions of 83 and 106, respectively.

Similar Phases: VOCOL, NON-PAKD, Rtx-Volatiles, PE-Volatiles, 007-624, Rtx-VRX, Rtx-VGC

DB-VRX

ID (mm)	Length (m)	Film (µm)	Temp Limits (°C)	7 in Cage	5 in Cage	7890/6890 LTM Module	5975T LTM Toroid
0.18	20	1.00	-10 to 260	121-1524		121-1524LTM	221-1524LTM
	40	1.00	-10 to 260	121-1544	121-1544E	121-1544LTM	
0.25	30	1.40	-10 to 260	122-1534		122-1534LTM	222-1534LTM
	60	1.40	-10 to 260	122-1564	122-1564E		
0.32	30	1.80	-10 to 260	123-1534		123-1534LTM	
	60	1.80	-10 to 260	123-1564	123-1564E		
0.45	30	2.55	-10 to 260	124-1534		124-1534LTM	
	75	2.55	-10 to 260	124-1574			

Agilent J&W High Efficiency GC columns are displayed using italicized descriptions and part numbers

HP-VOC

- Selectivity engineered for U.S. EPA Methods 502.2, 524.2 and 8260
- Low polarity – slightly more polar than DB-VRX
- Excellent peak shape
- Bonded and cross-linked
- Solvent rinsable

Similar Phases: NON-PAKD, Rtx-Volatiles, PE-Volatiles, 007-624, Rtx-VRX, Rtx-VGC


HP-VOC

ID (mm)	Length (m)	Film (µm)	Temp Limits (°C)	7 in Cage	7890/6890 LTM Module	5975T LTM Toroid
0.20	30	1.10	-60 to 280/290	19091R-303	19091R-303LTM	29091R-303LTM
	60	1.10	-60 to 280/290	19091R-306		
0.32	60	1.80	-60 to 280/290	19091R-316		
	90	1.80	-60 to 280/290	19091R-319		
0.53	90	3.00	-60 to 280/290	19095R-429		
	105	3.00	-60 to 280/290	19095R-420		



Tips & Tools

As part of Agilent's ongoing commitment to be your partner in chromatography, we have created a series of GC Troubleshooting videos, featuring Daron Decker, GC Applications Specialist, and Herb Brooks, Agilent Service Engineer. To view the videos, visit www.agilent.com/chem/gctroubleshooting



DB-502.2

- Available in 105 m for volatiles analyses
- Excellent peak shape
- Bonded and cross-linked
- Solvent rinsable

DB-502.2

ID (mm)	Length (m)	Film (μm)	Temp Limits ($^{\circ}\text{C}$)	7 in Cage
0.25	60	1.40	0 to 260/280	122-1464
0.32	60	1.80	0 to 260/280	123-1464
0.45	75	2.55	0 to 260/280	124-1474
	105	2.55	0 to 260/280	124-14A4
0.53	105	3.00	0 to 260/280	125-14A4

DB-MTBE

- Low polarity stationary phase
- Resolves MTBE from 2-methylpentane and 3-methylpentane for better quantitation
- Engineered for purge and trap injection without the need for cryofocusing
- Bonded and cross-linked
- Solvent rinsable

DB-MTBE

ID (mm)	Length (m)	Film (μm)	Temp Limits ($^{\circ}\text{C}$)	7 in Cage	5 in Cage	7890/6890 LTM Module
0.45	30	2.55	35 to 260/280	124-0034		124-0034LTM
0.53	30	3.00	35 to 260/280	125-0034	125-0034E	125-0034LTM

CP-Select CB for MTBE

- Engineered for analysis of MTBE in reformulated gasoline
- Unique selectivity for MTBE
- Broad dynamic range for quantification of MTBE
- Ideal as primary or confirmation column

CP-Select CB for MTBE

ID (mm)	Length (m)	Film (μm)	Temp Limits ($^{\circ}\text{C}$)	7 in Cage
0.25	50	0.25	200/200	CP7528

DB-TPH

- Specifically designed for the analysis of total petroleum hydrocarbons (TPHs), soil analysis, and LUFT
- Three analyses in one injection – gas range organics, diesel range organics and motor oil
- Fast run time
- Bonded and cross-linked
- Solvent rinsable


DB-TPH

ID (mm)	Length (m)	Film (μm)	Temp Limits ($^{\circ}\text{C}$)	7 in Cage	7890/6890 LTM Module
0.32	30	0.25	-10 to 320	123-1632	123-1632LTM
0.45	30	1.00	-10 to 290	124-1632	



Tips & Tools

For a precision cut on your capillary column, use Agilent's GC column cutting tool (P/N 5183-4620).



Select Mineral Oil

- Stabilized non-polar bonded phase engineered for fast mineral oil analysis
- Optimized selectivity for reliable Total Petroleum Hydrocarbon (TPH) results per DIN H53 N-ISO 9377-2 methods
- C₄ to C₄₀ hydrocarbons can be analyzed in less than ten minutes
- Low bleed
- Available in Fused Silica or UltiMetal
- Fast run time
- High temperature stability up to 375/400 °C
- Available in economical 3 and 6 packs

Note: For optimal injection performance, use the 4 m x 0.53 mm id retention gap

Similar Phases: Rtx-Mineral Oil

Select Mineral Oil

ID (mm)	Length (m)	Film (µm)	Temp Limits (°C)	Unit	7 in Cage	5 in Cage
0.32	15	0.10	-60 to 390/400	1/pk	CP7491	CP749115
	15	0.10	-60 to 390/400	3/pk	CP749103	
	15	0.10	-60 to 390/400	6/pk	CP749106	

Retention gap

0.53	4		-60 to 325/350	3/pk	CP8015	
------	---	--	----------------	------	--------	--


Select Mineral Oil UltiMetal

ID (mm)	Length (m)	Film (µm)	Temp Limits (°C)	7 in Cage
0.32	15	0.10	-60 to 390/400	CP7493



Tips & Tools

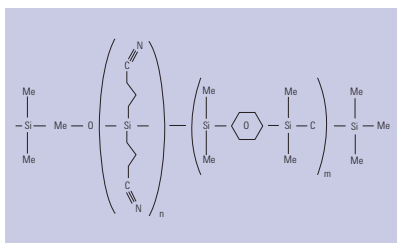
Ensure highest quality gas while keeping gas lines clean and leak-free with Agilent's high-capacity gas filter. Learn more at www.agilent.com/chem/gasclean





Food, Flavors and Fragrances Columns

Food and flavor analyses place stringent demands on capillary columns. Samples have many components that are difficult to resolve and column-to-column reproducibility becomes critical. Agilent J&W GC columns are ideal for meeting these needs. Our rigorous quality control specifications and extensive QC testing ensure that the column you buy today will perform just like the column you buy tomorrow.



Structure of HP-88

HP-88

- (88%-Cyanopropyl)aryl-polysiloxane
- 250/320 °C upper temperature limits
- High polarity
- Designed for separation of cis-trans fatty acid methyl esters (FAMES)
- Even better separation than DB-23 of cis-trans isomers

Similar Phases: SP-2560, SP-2340, SP-2330, BPX-70, BPX-90

HP-88

ID (mm)	Length (m)	Film (µm)	Temp Limits (°C)			7890/6890
				7 in Cage	5 in Cage	LTM Module
0.25	100	0.25	0 to 250/260	112-88A7	112-88A7E	
	60	0.20	0 to 250/260	112-8867	112-8867E	
	30	0.20	0 to 250/260	112-8837	112-8837E	112-8837LTM

CP-Sil 88

- High selectivity towards positional and geometric isomers for ease-of-use
- Highly substituted cyanopropyl phase
- Highest polarity, non-chemically bonded and stabilized

Similar Phases: SP-2560, SP-2340, SP-2330, BPX-70, BPX-90

CP-Sil 88

ID (mm)	Length (m)	Film (µm)	Temp Limits (°C)	7 in Cage	5 in Cage
0.25	25	0.20	50 to 225/240	CP6172	CP617215
	50	0.20	50 to 225/240	CP6173	CP617315
0.32	25	0.20	50 to 225/240	CP6174	CP617415
	50	0.20	50 to 225/240	CP6175	

Select FAME

- Tuned for optimal cis-trans separation of FAMEs, especially C₁₈ isomers
- Excellent peak shape and separation for FAME isomers – especially if one component is present at a higher concentration
- Bonded and cross-linked
- Low bleed
- High efficiency and column loadability
- Column length up to 200 m available for detailed analysis of the C₁₈:1 isomer cluster

Select FAME

ID (mm)	Length (m)	Temp Limits (°C)	7 in Cage	5 in Cage
0.25	50	275/290	CP7419	CP741915
	100	275/290	CP7420	CP742015
	200	275/290	CP7421	

CP-Sil 88 for FAME

- Optimized for analysis of FAME cis/trans isomers
- High polarity stationary phase provides improved efficiency and higher productivity
- Use for FAME separations in the C₆ to C₂₆ range


CP-Sil 88 for FAME

ID (mm)	Length (m)	Film (μm)	Temp Limits (°C)	7 in Cage
0.25	50	0.20	225/240	CP7488
	60	0.20	225/240	CP7487
	100	0.20	225/240	CP7489



Tips & Tools

Order your free GC troubleshooting and GC column installation posters at www.agilent.com/chem/GCposteroffer



CP-Wax 57 CB

- Unique high polarity bonded wax column
- Industry proven for the analysis of alcohols in the brewing and wine/spirits industry
- Excellent inertness for optimum peak shape of alcohols and glycols
- Offered in 0.15 mm id for significantly high speed throughput

Similar Phases: SUPELCOWAX 10, SUPEROX II, CB-WAX, Stabilwax, BP-20, 007-CW, Carbowax, Rtx-WAX, ZB-WAX

CP-Wax 57 CB

ID (mm)	Length (m)	Film (µm)	Temp Limits (°C)	7 in Cage	5 in Cage
<i>0.15</i>	<i>15</i>	<i>0.12</i>	<i>20 to 200/225</i>	<i>CP97711</i>	<i>CP9771115</i>
	<i>30</i>	<i>0.12</i>	<i>20 to 200/225</i>	<i>CP97721</i>	
0.25	25	0.20	20 to 200/225	CP97713	
	50	0.20	20 to 200/225	CP97723	CP9772315
	60	0.40	20 to 200/225	CP8120	
0.32	25	0.20	20 to 200/225	CP97743	
		1.20	20 to 200/225	CP97763	CP9776315
	50	0.20	20 to 200/225	CP97753	CP9775315
		1.20	20 to 200/225	CP97773	CP9777315
0.53	25	1.00	20 to 200/225	CP97638	CP9763815
	25	2.00	20 to 200/225	CP97658	CP9765815

Agilent J&W High Efficiency GC columns are displayed using italicized descriptions and part numbers

CP-Carbowax 400 for Volatiles in Alcohol

- Designed for the analysis of volatiles in alcoholic beverages
- High resolution for amyl alcohols for accurate quality control
- High efficiency
- Special testing ensure performance and column-to-column reproducibility

CP-Carbowax 400 for Volatiles in Alcohol

ID (mm)	Length (m)	Film (µm)	Temp Limits (°C)	7 in Cage	5 in Cage
0.32	50	0.20	60/80	CP7527	CP752715

CP-Wax 57 CB for Glycols and Alcohols

- Optimized for the analysis of glycols, diols and alcohols
- Unique, high polarity wax phase
- Symmetrical peaks providing the most accurate results
- Cross-linked and bonded phase delivers robustness and enhanced column lifetime

CP-Wax 57 CB for Glycols and Alcohols

ID (mm)	Length (m)	Film (μm)	Temp Limits ($^{\circ}\text{C}$)	7 in Cage	5 in Cage
0.25	25	0.25	200/200	CP7615	CP761515
0.53	25	0.50	225/250	CP7617	CP761715

CP-TAP CB for Triglycerides

- Engineered phase for detailed analysis of triglycerides
- Separates complete triglyceride pattern in less than 16 minutes
- Separation based on carbon number and degree of unsaturation
- Stabilized phase for low bleed and enhanced column lifetime
- Available in Fused Silica and UltiMetal

CP-TAP CB for Triglycerides

ID (mm)	Length (m)	Film (μm)	Temp Limits ($^{\circ}\text{C}$)	7 in Cage
0.25	25	0.10	350/360	CP7483

CP-TAP CB UltiMetal

ID (mm)	Length (m)	Film (μm)	Temp Limits ($^{\circ}\text{C}$)	7 in Cage
0.25	25	0.10	355/370	CP7463

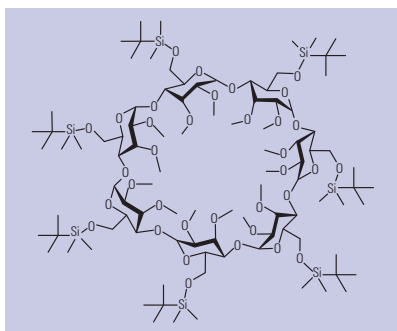
CP-FFAP CB for Free Fatty Acids in Dairy Products

- Ideal for flavors, aromas and free fatty acids C₁ to C₂₆
- Separates C₂-C₂₄ acids in one run without derivatization
- Chemically-bonded for excellent longevity
- Water and solvent resistant

CP-FFAP CB

ID (mm)	Length (m)	Film (μm)	Temp Limits (°C)	7 in Cage	5 in Cage
<i>0.15</i>	<i>25</i>	<i>0.25</i>	<i>250/275</i>	<i>CP7686</i>	<i>CP7686I5</i>
0.32	25	0.30	250/275	CP7485	CP7485I5
0.53	25	1.00	250/275	CP7486	CP7486I5

Agilent J&W High Efficiency GC columns are displayed using italicized descriptions and part numbers



Structure of CycloSil-B

CycloSil-B

- 30% heptakis (2,3-di-O-methyl-6-O-t-butyl dimethylsilyl)-β-cyclodextrin in DB-1701
- Chiral separations without chiral-specific derivatization
- New stationary phase for improved resolution of many chiral separations
- Ideal for many chiral γ-lactones and terpenes

Note: Because CycloSil-B GC columns are not bonded or cross-linked, we do not recommend solvent rinsing.

Similar Phases: LIPODEX C, Rt-β DEXm, β-DEX 110, β-DEX 120

CycloSil-B

ID (mm)	Length (m)	Film (μm)	Temp Limits (°C)	7 in Cage	7890/6890 LTM Module
0.25	30	0.25	35 to 260/280	112-6632	112-6632LTM
0.32	30	0.25	35 to 260/280	113-6632	113-6632LTM

Cyclodex-B

- 10.5% β -cyclodextrin in DB-1701
- Chiral separations without chiral-specific derivatization
- Broad range of resolving potential
- Excellent peak shape

Note: Because Cyclodex-B GC columns are not bonded or cross-linked, we do not recommend solvent rinsing.

Similar Phases: LIPODEX C, Rt- β DEXm, β -DEX 110, β -DEX 120

Cyclodex-B

ID (mm)	Length (m)	Film (μ m)	Temp Limits ($^{\circ}$ C)	7 in Cage	5 in Cage	7890/6890
						LTM Module
0.25	30	0.25	50 to 230/250	112-2532	112-2532E	112-2532LTM
	60	0.25	50 to 230/250	112-2562		
0.32	30	0.25	50 to 230/250	113-2532	113-2532E	113-2532LTM

HP-Chiral β

- β -cyclodextrin in (35%-Phenyl)-methylpolysiloxane
- Chiral separations without chiral-specific derivatization
- Phenyl-based polymer provides low bleed and does not interfere with nitrogen-specific detectors
- Available in two concentrations of β -cyclodextrin: 10% and 20%
- 20% β -cyclodextrin best choice for initial screening

Similar Phases: LIPODEX C, Rt- β DEXm, β -DEX 110, β -DEX 120

HP-Chiral β

ID (mm)	Length (m)	Film (μ m)	Temp Limits ($^{\circ}$ C)	7 in Cage	5 in Cage
HP-Chiral 10β					
0.25	30	0.25	30 to 240/250	19091G-B133	
0.32	30	0.25	30 to 240/250	19091G-B113	
HP-Chiral 20β					
0.25	30	0.25	30 to 240/250	19091G-B233	19091G-B233E
0.32	30	0.25	30 to 240/250	19091G-B213	19091G-B213E

CP-Chirasil Val

- Designed for separations of optically active compounds including amino acids
- Both antipode phases are available (D and L) for maximum versatility
- Stabilized chiral phase, over 50% cross-linked for longevity
- Tested for separation of amino acid enantiomers
- Low bleed

Note: On Chirasil-L Val, D-amino acids elute before the L-amino acids, while on Chirasil-D-Val, this elution order is reversed. This is especially valuable when determining the optical purity of these compounds. Selecting the column from which the minor compound elutes before the major enantiomers results in the lowest detection levels.

CP-Chirasil Val

Description	ID (mm)	Length (m)	Film (μm)	Temp Limits ($^{\circ}\text{C}$)	7 in Cage	5 in Cage
Antipode D	0.25	25	0.08	200/200	CP7494	CP749415
Antipode L	0.25	25	0.12	200/200	CP7495	CP749515

CP-Chirasil-Dex CB

- Cyclodextrin bonded to dimethylpolysiloxane for homogeneous enantioselectivity throughout the column
- High resolution factor between isomers across a broad application range
- Chemically bonded phase for excellent longevity
- No need for derivatization improved productivity
- Low elution temperature of polar compounds
- Suitable for all injection techniques

Similar Phases: LIPODEX C, Rt- β DEXm, β -DEX 110, β -DEX 120

CP-Chirasil-Dex CB

ID (mm)	Length (m)	Film (μm)	Temp Limits ($^{\circ}\text{C}$)	7 in Cage	5 in Cage
0.25	25	0.25	200/200	CP7502	CP750215
0.32	25	0.25	200/200	CP7503	CP750315

CP-Cyclodextrin- β -2,3,6-M-19

- Unique selectivity for optical and positional isomer separations
- High efficiency enables wide range of applications
- Separates o-, m-, and p-xylenes
- Excellent peak shape for underivatized polar compounds


CP-Cyclodextrin- β -2,3,6-M-19

ID (mm)	Length (m)	Film (μm)	Temp Limits ($^{\circ}\text{C}$)	7 in Cage	5 in Cage
0.25	25	0.25	225/250	CP7500	CP750015
0.32	50	0.25	225/250	CP7501	



Tips & Tools

Agilent CrossLab GC supplies, including CrossLab Ultra Inert liners, perform seamlessly with a variety of instruments regardless of make or model, including Varian (now Bruker), PerkinElmer, Shimadzu, and Thermo Scientific GC systems. Learn more at www.agilent.com/chem/CrossLab



Life Sciences Columns

The life sciences offer some difficult challenges to capillary GC chromatographers. These include complex sample matrices, the necessity for low level detection and the chemically active characteristics of many of the samples. In response to this, Agilent offers a line of columns which are designed specifically for drugs of abuse testing.

DB-ALC1 and DB-ALC2

- Reliable blood alcohol analysis
- Optimized primary and confirmation column pair for U.S. blood alcohol analysis
- Faster GC run times
- Improved resolution of key ethanol/acetone peaks
- Available in 0.32 and 0.53 mm id
- Bonded and cross-linked

Similar Phases: Rtx-BAC1, Rtx-BAC2, ZB-BAC-1, ZB-BAC-2

DB-ALC1 and DB-ALC2

ID (mm)	Length (m)	Film (µm)	Temp Limits (°C)	7 in Cage	5 in Cage	7890/6890
						LTM Module
DB-ALC1						
0.32	30	1.80	20 to 260/280	123-9134		123-9134LTM
0.53	30	3.00	20 to 260/280	125-9134	125-9134E	125-9134LTM
DB-ALC2						
0.32	30	1.20	20 to 260/280	123-9234	123-9234E	123-9234LTM
0.53	30	2.00	20 to 260/280	125-9234		125-9234LTM

VF-DA

- Engineered for drugs of abuse confirmation testing
- High recovery for trace level analysis and excellent resistance to direct methanol injections
- Ultra low bleed

VF-DA

ID (mm)	Length (m)	Film (μm)	Temp Limits ($^{\circ}\text{C}$)	7 in Cage
0.20	12	Optimized	-60 to 325/350	CP8964

HP-Blood Alcohol

- Reliable blood alcohol analysis
- Excellent confirmation column with DB-ALC2 for method using t-butanol as internal standard

Similar Phases: Aucune

HP-Blood Alcohol

ID (mm)	Length (m)	Film (μm)	Temp Limits ($^{\circ}\text{C}$)	7890/6890		
				7 in Cage	5 in Cage	LTM Module
0.32	7.5	2.00	-60 to 270/290	19091S-510	19091S-510E	19091S-510LTM

DB-5ms EVDX

- Specially configured and tested for drugs of abuse confirmation
- Drug test mix included: caffeine, glutethimide, lidocaine, phenobarbital, EDDP, methaqualone, methadone, cocaine, desipramine, carbamazepine
- DB-5ms EVDX is equivalent to (5%-Phenyl)-methylpolysiloxane
- Consistent retention and peak shape
- Low bleed for GC/MS analysis
- Bonded and cross-linked
- Solvent rinsable

DB-5ms EVDX

ID (mm)	Length (m)	Film (μm)	Temp Limits ($^{\circ}\text{C}$)	7 in Cage
0.20	25	0.33	-60 to 325/350	128-8522

HP-Fast Residual Solvent

- Equivalent to USP Phase G43
- Thinner film reduces run time by 2.5 times and increases Minimum Detection Limit (MDL) by 2 times compared to standard film thickness used for this method
- Bonded and cross-linked

Similar Phases: PE-624, 007-624, 007-502, ZB-624

HP-Fast Residual Solvent

ID (mm)	Length (m)	Film (μm)	Temp Limits ($^{\circ}\text{C}$)	Temp Limits		7890/6890
				7 in Cage	5 in Cage	LTM Module
0.53	30	1.00	-20 to 260	19095V-420	19095V-420E	19095V-420LTM

Metal Columns

DB-ProSteel and UltiMetal columns are engineered to combine the robustness of stainless steel with advanced surface deactivation for excellent peak shape.

- Configured for high temperature analyses such as simulated distillation
- Wide variety of stationary phases and configurations available
- Ideal for portable and process GC applications
- Superior replacement for MXT/Silco-steel columns

Metal Columns

Phase	ID (mm)	Length (m)	Film (μm)	7 in Cage	5 in Cage	
Simulated distillation/high temperature						
DB-HT SimDis	0.53	5	0.10	145-1009		
			0.15	145-1001		
DB-PS2887	0.53	10	3.00	145-2814		
CP-SimDist UltiMetal	0.53	5	0.09	CP7569	CP756915	
			0.17	CP7532	CP753215	
			0.88	CP7570		
			2.65	CP7571		
		10	0.06	CP6540		
			0.17	CP7542	CP754215	
			0.53	CP7592		
			0.88	CP7512		
			1.20	CP7562		
			2.65	CP7582		
			5.00	CP7572		
			20	0.11	CP7593	
			25	0.06	CP6550	
			VF-5ht UltiMetal	0.25	15	0.10
0.32	CP9094	CP909415				
30	0.10	CP9092				
	0.32	CP9096				
VF-5ht UltiMetal with Retention Gap UltiMetal	0.25	15	0.10	CP9091		
			0.32	CP9095		
		30	0.10	CP9093		
			0.32	CP9097		

(Continued)

Metal Columns

Phase	ID (mm)	Length (m)	Film (μm)	7 in Cage	5 in Cage		
Standard phases and PEG							
DB-PS1	0.53	15	0.15	145-1011			
		30	1.50	145-1032			
CP-Sil 5 CB	0.53	10	0.50	CP7125			
			1.00	CP7120			
			2.00	CP7150			
			5.00	CP6666	CP6666I5		
		25	0.50	CP7135	CP7135I5		
			1.00	CP7130			
			2.00	CP7160			
			5.00	CP6670			
		50	0.50	CP7195			
			1.00	CP7140			
			2.00	CP7170			
			5.00	CP6671			
		DB-HT SimDis	0.53	5	0.10	145-1009	
					0.15	145-1001	
DB-PS2887	0.53	10	3.00	145-2814			
CP-SimDist UltiMetal, 6/pk	0.53	5	0.09	CP67569			
CP-SimDist UltiMetal	0.53	5	0.09	CP7569			
			0.17	CP7532			
			0.88	CP7570			
			2.65	CP7571			
			10	0.06	CP6540		
				0.17	CP7542		
				0.53	CP7592		
		0.88		CP7512			
		20	1.20	CP7562			
			2.65	CP7582			
			5.00	CP7572			
			0.11	CP7593			
		25	0.06	CP6550			

(Continued)

Metal Columns

Phase	ID (mm)	Length (m)	Film (μm)	7 in Cage	5 in Cage
Standard phases and PEG					
CP-Sil 8 CB UltiMetal	0.53	10	1.00	CP7121	
		25	5.00	CP6680	
		50	5.00	CP7196	
				CP6681	
CP-Sil 13 CB UltiMetal	0.53	25	1.00	CP7141	
		50	0.50	CP7129	
DB-PSWAX	0.53	30	1.00	145-7032	
CP-WAX 52 CB UltiMetal	0.53	10	1.00	CP7148	
			2.00	CP7177	
		25	0.50	CP7138	
			1.00	CP7158	
			2.00	CP7178	
		50	0.50	CP7198	
			1.00	CP7168	
			2.00	CP7179	
PLOT columns					
PoraPLOT Q UltiMetal	0.53	10	20.00	CP6953	CP695315
		25	20.00	CP6954	CP695415
		50	20.00	CP6955	
CP-Al2O3/KCl UltiMetal	0.53	50	10.00	CP6918	
CP-Al2O3/Na2SO4 UltiMetal	0.53	50	10.00	CP6968	
CP-Molsieve 5Å UltiMetal	0.53	10	50.00	CP6937	
		25	50.00	CP6938	CP693815
		50	50		CP693715
Select application columns					
DB-PS624	0.53	30	3.00	145-1334	
CP-Sil PAH CB UltiMetal	0.25	25	0.12	CP7440	
CP-TAP CB	0.25	25	0.10	CP7463	
Select Biodiesel	0.32	10	0.10	CP9076	
With retention gap		15	0.10	CP9078	
Select Biodiesel	0.32	10	0.10	CP9077	
		15	0.10	CP9079	



PLOT Columns

PLOT columns are ideal for separating compounds that are gases at room temperatures. Agilent Technologies offers a comprehensive line of PLOT columns for analysis of fixed gases, low molecular weight hydrocarbon isomers, volatile polar compounds and reactive analytes such as sulfur gases, amines and hydrides. Our PLOT phases are offered in dimensions from 0.25 to 0.53 mm id, allowing for easy column selection for various detector and system requirements. For GC/MS systems, we offer several small diameter columns with truly bonded and immobilized stationary phases, eliminating potential detector fouling due to particle generation.

PoraBOND Q

- Bonded PLOT column for more reliable results for analysis of volatile solvents and hydrocarbons
- Extended analysis offers broad application range
- 300/320 °C temperature limits
- Engineered for high stability, withstands repeated water injections
- Proprietary manufacturing technique results in very pure porous polymer with virtually no catalytic activity, allowing operation to 320 °C without decomposition
- Bonding technology results in greatly reduced particle shedding, reduces the needs for particle traps

Similar Phases: Rt-Q BOND, Rt-QPLOT, SupelQ PLOT

PoraBOND Q

ID (mm)	Length (m)	Film (µm)	Temp Limits (°C)	7 in Cage	5 in Cage
0.25	10	3.00	-100 to 300/300	CP7347	CP734715
	25	3.00	-100 to 300/320	CP7348	CP734815
0.32	10	5.00	-100 to 300/320	CP7350	CP735015
	25	5.00	-100 to 300/320	CP7351	CP735115
	50	5.00	-100 to 300/320	CP7352	CP735215
0.53	10	10.00	-100 to 300/320	CP7353	CP735315
	25	10.00	-100 to 300/320	CP7354	CP735415
	50	10.00	-100 to 300/320	CP7355	

PoraBOND U

- Highly stable polar-bonded porous polymer with maximum operating temperature of 300 °C
- Reduced bleed for low detection limits and fast stabilization time
- Bonded PLOT column for excellent longevity
- Ideal for use with method that pressure programs or valve switching

Similar Phases: Rt-U-BOND

PoraBOND U

ID (mm)	Length (m)	Film (µm)	Temp Limits (°C)	7 in Cage
0.25	10	3.00	-100 to 300/300	CP7347

PoraPLOT Q and PoraPLOT Q-HT

- Recommended for column switching systems that analyze a broad range of polar and apolar volatile compounds
- Water elutes as a sharp peak enabling quantitation
- Retention of target compounds is not influenced by water in the sample
- Long term stability provides repeatable retention times
- Available in Fused Silica and UltiMetal

PoraPLOT Q

Similar Phases: Rt-Q BOND, Rt-QPLOT, SupelQ PLOT

PoraPLOT Q

ID (mm)	Length (m)	Film (µm)	Temp Limits (°C)	7 in Cage	5 in Cage
0.25	10	8.00	-100 to 250/250	CP7548	
	25	8.00	-100 to 250/250	CP7549	CP754915
0.32	10	10.00	-100 to 250/250	CP7550	CP755015
	25	10.00	-100 to 250/250	CP7551	CP755115
	50	10.00	-100 to 250/250	CP7552	
0.53	10	20.00	-100 to 250/250	CP7553	CP755315
	25	20.00	-100 to 250/250	CP7554	CP755415
	50	20.00	-100 to 250/250	CP7555	

Similar Phases: Rt-Q BOND, Rt-QPLOT, SupelQ PLOT

PoraPLOT Q UltiMetal

ID (mm)	Length (m)	Film (μm)	Temp Limits ($^{\circ}\text{C}$)	7 in Cage	5 in Cage
0.53	10	20.00	-100 to 250/250	CP6953	CP695315
	25	20.00	-100 to 250/250	CP6954	CP695415
	50	20.00	-100 to 250/250	CP6955	

PoraPLOT Q-HT

Similar Phases: Rt-Q BOND, Rt-QPLOT, SupelQ PLOT

PoraPLOT Q-HT

ID (mm)	Length (m)	Film (μm)	Temp Limits ($^{\circ}\text{C}$)	7 in Cage	5 in Cage
0.32	10	10.00	-100 to 290/290	CP7556	
	25	10.00	-100 to 290/290	CP7557	CP755715
0.53	10	20.00	-100 to 290/290	CP7558	CP755815
	25	20.00	-100 to 290/290	CP7559	CP755915



Tips & Tools

Complete your ultra inert flow path with the industry leading Agilent Ultra Inert Inlet Liner, www.agilent.com/chem/uiliner



HP-PLOT Q

- Bonded polystyrene-divinylbenzene based column
- Polarity between Porapak-Q and Porapak-N
- Excellent column for C₁ to C₃ isomers and alkanes to C₁₂, CO₂, methane, air/CO, oxygenated compounds, sulfur compounds and solvents
- Replaces packed gas-solid columns
- Separates ethane, ethylene and ethyne (acetylene)
- Improved resolution in less time than conventional packed columns
- Minimal conditioning time required – 1 hour
- Preferred "Q" column due to its robust nature

Similar Phases: Rt-QPLOT, SupelQ PLOT

HP-PLOT Q

ID (mm)	Length (m)	Film (µm)	Temp Limits (°C)	7 in Cage	5 in Cage	7890/6890 LTM Module
0.32	15	20.00	-60 to 270/290	19091P-Q03		19091P-Q03LTM
	30	20.00	-60 to 270/290	19091P-Q04	19091P-Q04E	19091P-Q04LTM
0.53	15	40.00	-60 to 270/290	19095P-Q03	19095P-Q03E	19095P-Q03LTM
	30	40.00	-60 to 270/290	19095P-Q04	19095P-Q04E	19095P-Q04LTM

GS-Q

- Porous divinylbenzene homopolymer
- Polarity between Porapak-Q and Porapak-N
- Separates ethane, ethylene and ethyne (acetylene)
- Not recommended for quantification of polar compounds
- Minimal conditioning time required – 1 hour

Similar Phases: Rt-QPLOT, SupelQ PLOT

GS-Q

ID (mm)	Length (m)	Temp Limits (°C)	7 in Cage	5 in Cage	7890/6890 LTM Module
0.32	30	-60 to 250	113-3432	113-3432E	113-3432LTM
0.53	10	-60 to 250	115-34H2		115-34H2LTM
	15	-60 to 250	115-3412		115-3412LTM
	25	-60 to 250	115-3422		115-3422LTM
	30	-60 to 250	115-3432	115-3432E	115-3432LTM

PoraPLOT U and PoraPLOT S

- The most polar porous polymer PLOT column ideal for halogenated compounds, C₁-C₆ hydrocarbons, ketones and solvents
- Excellent peak shape of polar and non-polar volatiles
- Water has no effect on retention times and elutes as a sharp quantifiable peak
- Reliable retention time repeatability

PoraPLOT U

Similar Phases: Rt-U-BOND

PoraPLOT U

ID (mm)	Length (m)	Film (μm)	Temp Limits (°C)	7 in Cage	5 in Cage
0.25	25	8.00	-100 to 190/190	CP7579	
0.32	10	10.00	-100 to 190/190	CP7580	
	25	10.00	-100 to 190/190	CP7581	
0.53	10	20.00	-100 to 190/190	CP7583	CP7583I5
	25	20.00	-100 to 190/190	CP7584	CP7584I5

PoraPLOT S

- Divinylbenzene/vinylpyridine polymer for hydrocarbons and ketones
- Ideal for the analysis of medium polarity volatile including hydrocarbons and ketones
- Higher temperature limit than PoraPLOT U

Similar Phases: Rt-S-BOND, MXT-SBOND

PoraPLOT S

ID (mm)	Length (m)	Film (μm)	Temp Limits (°C)	7 in Cage	5 in Cage
0.53	25	20.00	-100 to 250/250	CP7574	CP7574I5

HP-PLOT U

- Bonded divinylbenzene/ethylene glycol dimethacrylate
- More polar than HP-PLOT Q
- Excellent column for C₁ to C₇ hydrocarbons, CO₂, methane, air/CO, water, oxygenates, amines, solvents, alcohols, ketones, and aldehydes
- Improved resolution in less time than conventional packed columns

Similar Phases: RTU PLOT

HP-PLOT U

ID (mm)	Length (m)	Film (µm)	Temp Limits (°C)	7 in Cage	5 in Cage	7890/6890 LTM Module
0.32	30	10.00	-60 to 190	19091P-U04	19091P-U04E	19091P-U04LTM
0.53	15	20.00	-60 to 190	19095P-U03		19095P-U03LTM
	30	20.00	-60 to 190	19095P-U04	19095P-U04E	19095P-U04LTM

HP-PLOT Al₂O₃ KCl

- Least "polar" Alumina phase
- Aluminum oxide deactivated with KCl
- Standard column choice for light hydrocarbon analysis – C₁ to C₈ hydrocarbon isomers
- Low retention of olefins relative to comparable paraffin
- Excellent for quantitation of dienes, especially propadiene and butadiene from ethylene and propylene streams
- Recommended phase for many ASTM methods
- Preferred KCl deactivated Alumina

Similar Phases: Rt-Alumina PLOT, Alumina PLOT, Al₂O₃/KCl, AB-PLOT Al₂O₃ KCl, AT-Alumina

HP-PLOT Al₂O₃ KCl

ID (mm)	Length (m)	Film (µm)	Temp Limits (°C)	7 in Cage	5 in Cage	7890/6890 LTM Module
0.25	30	5.00	-60 to 200	19091P-K33	19091P-K33E	19091P-K33LTM
0.32	50	8.00	-60 to 200	19091P-K15	19091P-K15E	
0.53	30	15.00	-60 to 200	19095P-K23		19095P-K23LTM
	50	15.00	-60 to 200	19095P-K25	19095P-K25E	

GS-Alumina KCl

- Least "polar" Alumina phase
- Aluminum oxide deactivated with KCl
- Good choice for light hydrocarbon analysis
- Good resolution of propadiene and butadiene from ethylene and propylene streams

Similar Phases: Al₂O₃/KCl, Al₂O₃/Na₂SO₄, Rt-Alumina PLOT, Alumina PLOT, AB-PLOT Al₂O₃ KCl, AT-Alumina

GS-Alumina KCl

ID (mm)	Length (m)	Temp Limits (°C)	7 in Cage	5 in Cage	7890/6890 LTM Module
0.53	30	-60 to 200	115-3332		115-3332LTM
	50	-60 to 200	115-3352	115-3352E	

CP-Al₂O₃/KCl and CP-Al₂O₃/Na₂SO₄

- Aluminum oxide PLOT columns offer high selectivity for separating ppm levels of C₁-C₅ hydrocarbons in process streams
- High capacity thick films
- No need for sub-ambient cooling
- Choice of two selectivities covers a broad range of applications
- Available in Fused Silica and UltiMetal

Note: The KCl deactivation salt results in a relatively apolar Al₂O₃ surface while the Na₂SO₄ deactivation provides a polar surface. Unsaturated compounds such as ethylene and acetylene (ethyne) are retained longer.

Selectivity Through KCl or Na₂SO₄ Deactivation

Note: Aluminum oxide PLOT columns are deactivated using KCl or Na₂SO₄ treatments which provides a reproducible and stable deactivation up to 200 °C. The KCl salt deactivation results in a relatively apolar Al₂O₃ surface, while the Na₂SO₄ deactivation provides a polar surface. Unsaturated compounds such as ethylene and acetylene (ethyne) are retained longer.

Similar Phases: Al₂O₃/KCl, Rt-Alumina PLOT, Alumina PLOT, RT-Alumina BOND/KCl , Alumina chloride PLOT, AB-PLOT Al₂O₃ KCl

CP-Al₂O₃/KCl

ID (mm)	Length (m)	Film (µm)	Temp Limits (°C)	7 in Cage	5 in Cage
0.25	25	4.00	-100 to 200/200	CP7576	
	50	4.00	-100 to 200/200	CP7577	CP7577I5
0.32	10	5.00	-100 to 200/200	CP7511	CP7511I5
	50	5.00	-100 to 200/200	CP7515	CP7515I5
	25	5.00	-100 to 200/200	CP7519	CP7519I5
0.53	10	10.00	-100 to 200/200	CP7516	
	25	10.00	-100 to 200/200	CP7517	
	50	10.00	-100 to 200/200	CP7518	

Similar Phases: Al₂O₃/KCl, Rt-Alumina PLOT, Alumina PLOT, RT-Alumina BOND/KCl , Alumina chloride PLOT, AB-PLOT Al₂O₃ KCl

CP-Al₂O₃/KCl UltiMetal

ID (mm)	Length (m)	Film (µm)	Temp Limits (°C)	7 in Cage
0.53	50	10.00	-100 to 200/200	CP6918

Similar Phases: Al₂O₃/Na₂SO₄, Rt-Alumina PLOT, Alumina PLOT, Rt-Alumina BOND/Na₂SO₄, MXT-AluminaBOND/Na₂SO₄, Alumina sulfate PLOT

CP-Al₂O₃/Na₂SO₄

ID (mm)	Length (m)	Film (μm)	Temp Limits (°C)	7 in Cage	5 in Cage
0.25	25	4.00	-100 to 200/200	CP7586	
	50	4.00	-100 to 200/200	CP7587	
0.32	10	5.00	-100 to 200/200	CP7561	
	50	5.00	-100 to 200/200	CP7565	CP7565I5
0.53	25	10.00	-100 to 200/200	CP7567	
	50	10.00	-100 to 200/200	CP7568	


Similar Phases: Al₂O₃/Na₂SO₄, Rt-Alumina PLOT, Alumina PLOT, Rt-Alumina BOND/Na₂SO₄, MXT-AluminaBOND/Na₂SO₄, Alumina sulfate PLOT

CP-Al₂O₃/Na₂SO₄ UltiMetal

ID (mm)	Length (m)	Film (μm)	Temp Limits (°C)	7 in Cage
0.53	50	10.00	-100 to 200/200	CP6968

Tips & Tools

View the latest GC column focused applications, products and educational resources at www.agilent.com/chem/myGCcolumns



HP-PLOT Al₂O₃ S

- Middle range of "polarity" for Alumina phases
- Aluminum oxide deactivated with sodium sulfate
- Excellent general use column for light hydrocarbon analysis – C₁ to C₈ hydrocarbon isomers
- Best for resolving acetylene from butane and propylene from isobutane

Similar Phases: Al₂O₃/Na₂SO₄, Rt-Alumina PLOT, Alumina PLOT, Rt-Alumina BOND/Na₂SO₄, MXT-AluminaBOND/Na₂SO₄, Alumina sulfate PLOT, AT-Alumina

HP-PLOT Al₂O₃ S

ID (mm)	Length (m)	Film (µm)	Temp Limits (°C)	7 in Cage	5 in Cage	7890/6890 LTM Module
0.25	30	5.00	-60 to 200	19091P-S33		19091P-S33LTM
0.32	25	8.00	-60 to 200	19091P-S12		19091P-S12LTM
	50	8.00	-60 to 200	19091P-S15	19091P-S15E	
0.53	15	15.00	-60 to 200	19095P-S21		19095P-S21LTM
	30	15.00	-60 to 200	19095P-S23		19095P-S23LTM
	50	15.00	-60 to 200	19095P-S25	19095P-S25E	



GS-Alumina

- Most "polar" Alumina phase
- Aluminum oxide with proprietary deactivation
- Excellent general use column for light hydrocarbon analysis – C₁ to C₈ hydrocarbon isomers
- Separates C₁ to C₄ saturated and unsaturated hydrocarbons
- Best for resolving cyclopropane from propylene
- Faster, more efficient and provides more sensitivity than packed equivalents
- Minimal conditioning time required
- Preferred substitution for sodium sulfate deactivated Alumina because of its regenerative nature

Note: Alumina columns have a tendency to adsorb water and CO₂ which, over time, results in changes in retention time. We use an advanced, proprietary deactivation process which allows for rapid regeneration. Fully water saturated GS-Alumina columns regenerate in 7 hours or less at 200 °C.

Similar Phases: Al₂O₃/KCl, Al₂O₃/Na₂SO₄, Rt-Alumina PLOT, Alumina PLOT, AB-PLOT Al₂O₃ KCl, AT-Alumina

GS-Alumina

ID (mm)	Length (m)	Temp Limits (°C)	7 in Cage	5 in Cage	7890/6890
					LTM Module
0.53	30	-60 to 200	115-3532	115-3532E	115-3532LTM
	50	-60 to 200	115-3552		



HP-PLOT Al₂O₃ M

- Most "polar" Alumina phase (similar to GS-Alumina)
- Aluminum oxide deactivated with proprietary deactivation
- Good general use column for light hydrocarbon analysis – C₁ to C₈ hydrocarbon isomers
- Good for resolving acetylene from butane and propylene from isobutane

Similar Phases: AB-PLOT Al₂O₃ M, BGB-PLOT Al₂O₃ M, AT-Alumina

HP-PLOT Al₂O₃ M

ID (mm)	Length (m)	Film (µm)	Temp Limits (°C)	7 in Cage	5 in Cage	7890/6890 LTM Module
0.32	50	8.00	-60 to 200	19091P-M15	19091P-M15E	
0.53	30	15.00	-60 to 200	19095P-M23		19095P-M23LTM
	50	15.00	-60 to 200	19095P-M25		

GS-GasPro

- Unique bonded silica PLOT column technology
- Excellent choice for light hydrocarbons and sulfur gases
- Retention stability not affected by water
- Separates CO and CO₂ on a single column
- Ideal PLOT column for GC/MS – no particles

Similar Phases: CP-Silica PLOT

GS-GasPro

ID (mm)	Length (m)	Temp Limits (°C)	7 in Cage
0.32	5	-80 to 260/300	113-4302
	15	-80 to 260/300	113-4312
	30	-80 to 260/300	113-4332
	60	-80 to 260/300	113-4362

CP-SilicaPLOT

- No influence of water on retention times
- Elution of CO₂ and sulfur gases at ppm levels
- Separates cyclopropane from propylene
- Ideal for a wide range of applications such as COS in ethylene, Freons, hydrocarbons, propylene and sulfur compounds
- High selectivity for C₁-C₄ isomers in the presence of water
- No negative influence on retention or peak shape when water is present in the sample
- Inert surface preparation results in no decomposition pentadienes or Freons

CP-SilicaPLOT

ID (mm)	Length (m)	Film (µm)	Temp Limits (°C)	7 in Cage	5 in Cage
0.25	30	3.00	-80 to 225/225	CP8564	
	60	3.00	-80 to 225/225	CP8565	
0.32	10	4.00	-80 to 225/225	CP8574	
	15	4.00	-80 to 225/225	CP8566	CP856615
	30	4.00	-80 to 225/225	CP8567	CP856715
	60	4.00	-80 to 225/225	CP8568	CP856815
0.53	30	6.00	-80 to 225/225	CP8570	CP857015
	60	6.00	-80 to 225/225	CP8571	

CarboBOND and CarboPLOT P7

- Single column solution for ASTM D 2505 for higher productivity
- Stable and robust for high repeatability of results
- Available in bonded and PLOT versions for improved versatility and enhanced productivity

CarboBOND

CarboBOND

ID (mm)	Length (m)	Film (µm)	Temp Limits (°C)	7 in Cage
0.53	25	5.00	-100 to 200/300	CP7371
		10.00	-100 to 200/300	CP7374
	50	5.00	-100 to 200/300	CP7372
		10.00	-100 to 200/300	CP7375

CarboPLOT P7

CarboPLOT P7

ID (mm)	Length (m)	Film (μm)	Temp Limits ($^{\circ}\text{C}$)	7 in Cage
0.53	10	25.00	-200 to 115/115	CP7513
	25	25.00	-200 to 115/115	CP7514

GS-CarbonPLOT

- High stability, bonded carbon layer stationary phase
- Unique selectivity for inorganic and organic gases
- Extended temperature limit of 360 $^{\circ}\text{C}$
- Ideal for GC/MS – no particle generation
- Retention stability not affected by water

Similar Phases: CarboPack, CLOT, Carboxen-1006 PLOT


GS-CarbonPLOT

ID (mm)	Length (m)	Film (μm)	Temp Limits ($^{\circ}\text{C}$)	7 in Cage	7890/6890 LTM Module
0.32	15	1.50	0 to 360	113-3112	
	30	1.50	0 to 360	113-3132	113-3132LTM
		3.00	0 to 360	113-3133	113-3133LTM
	60	1.50	0 to 360	113-3162	
0.53	15	3.00	0 to 360	115-3113	
	30	3.00	0 to 360	115-3133	115-3133LTM



Tips & Tools

Ensure a lifetime of peak performance and maximum productivity with Agilent's comprehensive GC supplies portfolio, learn more at www.agilent.com/chem/GCsupplies



HP-PLOT Molesieve

- A PLOT column for the analysis of permanent gases
- O₂, N₂, CO and CH₄ resolve in less than 5 min
- Durable molecular sieve 5Å coating minimizes baseline spiking and damage to multiport valves
- Select a thick film for Ar/O₂ separation without cryogenic cooling
- Select thin film HP-PLOT Molesieve columns for routine air monitoring applications
- Replaces GS-Molesieve

Note: Molecular sieve columns will absorb water, which, over time results in changes in retention time. We use an advanced, proprietary deactivation process which allows for rapid regeneration. Fully saturated HP-PLOT Molesieve columns regenerate in 7 hours or less at 200 °C.

Similar Phases: Rt-Msieve 5A, MXT-Msieve 5A

HP-PLOT Molesieve

ID (mm)	Length (m)	Film (µm)	Temp Limits (°C)	7 in Cage	5 in Cage	7890/6890 LTM Module
0.32	15	25.00	-60 to 300	19091P-MS7		19091P-MS7LTM
	30	12.00	-60 to 300	19091P-MS4	19091P-MS4E	19091P-MS4LTM
		25.00	-60 to 300	19091P-MS8		19091P-MS8LTM
0.53	15	25.00	-60 to 300	19095P-MS5		19095P-MS5LTM
		50.00	-60 to 300	19095P-MS9		19095P-MS9LTM
	30	25.00	-60 to 300	19095P-MS6	19095P-MS6E	19095P-MS6LTM
		50.00	-60 to 300	19095P-MS0	19095P-MS0E	19095P-MS0LTM

CP-Molsieve 5Å

- Separate argon and oxygen at ambient temperature to reduce costs
- High efficiency for increased productivity
- Symmetrical peaks for accurate results

Similar Phases: Rt-Msieve 5A, MXT-Msieve 5A, Mol Sieve 5A PLOT

CP-Molsieve 5Å

ID (mm)	Length (m)	Film (µm)	Temp Limits (°C)	7 in Cage	5 in Cage
0.25	25	30.00	-200 to 350/350	CP7533	
0.32	10	30.00	-200 to 350/350	CP7535	CP753515
	25	30.00	-200 to 350/350	CP7536	CP753615
	30	10.00	-200 to 350/350	CP7534	CP753415
	50	30.00	-200 to 350/350	CP7540	CP754015
0.53	10	50.00	-200 to 350/350	CP7537	
	15	15.00	-200 to 350/350	CP7543	
	25	50.00	-200 to 350/350	CP7538	CP753815
	30	15.00	-200 to 350/350	CP7544	CP754415
	50	50.00	-200 to 350/350	CP7539	

Similar Phases: Rt-Msieve 5A, MXT-Msieve 5A, Mol Sieve 5A PLOT

CP-Molsieve 5Å UltiMetal

ID (mm)	Length (m)	Film (µm)	Temp Limits (°C)	7 in Cage	5 in Cage
0.53	10	50.00	-200 to 350/350	CP6937	CP693715
	25	50.00	-200 to 350/350	CP6938	CP693815

Particle Traps for Use with PLOT Columns

Though highly stabilized, it is impossible to guarantee that no particles will dislodge from the column wall. When used in valve-switching applications, the use of a particle trap can prevent scarring of the rotors.

Particle Traps for Use with PLOT Columns

ID (mm)	Length (m)	Part No.
0.32	2.5	5181-3351
0.53	2.5	5181-3352

Particle Traps for PoraPLOT Columns

ID (mm)	Length (m)	Material	Part No.
0.32	2.5	Fused Silica	CP4016
0.53	2.5	Fused Silica	CP4017
0.53	2.5	UltiMetal	CP4018*

*Includes CP-UltiMetal connector

Particle Trap Connectors for PoraPLOT Columns

ID (mm)	Material	Unit	Part No.
0.25/0.32	Fused Silica	10/pk	CP4788
0.53	Fused Silica	10/pk	CP4789
0.25	UltiMetal	5/pk	CP4795
0.53	UltiMetal	5/pk	CP4796



Non-Bonded Stationary Phases

Whenever possible Agilent recommends the use of bonded and cross-linked polymers. Bonded polymers are more rugged, will have longer lifetimes and can be solvent rinsed. However, Agilent recognizes that some methods have been developed on non-bonded phases and therefore maintains these columns to support established methods.

HP-101

- 100% Dimethylpolysiloxane

Because HP-101 columns are not bonded or cross-linked, we do not recommend solvent rinsing.

HP-101

ID (mm)	Length (m)	Film (μm)	Temp Limits ($^{\circ}\text{C}$)	7 in Cage	5 in Cage	7890/6890 LTM Module
0.20	10	0.20	-60 to 280	19091Y-101		
	25	0.20	-60 to 280	19091Y-102		19091Y-102LTM
	50	0.20	-60 to 280	19091Y-105		
	12	0.25	-60 to 280	19091-60010	19091-60010E	
0.32	25	0.30	-60 to 280	19091Y-012	19091Y-012E	19091Y-012LTM
	50	0.30	-60 to 280	19091Y-015		

HP-17

- 50% Phenyl and 50% Methyl siloxane

Because the HP-17 is not bonded or cross-linked, we do not recommend solvent rinsing.

HP-17

ID (mm)	Length (m)	Film (μm)	Temp Limits ($^{\circ}\text{C}$)	7 in Cage	7890/6890 LTM Module
0.53	10	2.00	25 to 260/280	19095L-121	19095L-121LTM

CAM

- Base deactivated polyethylene glycol
- Specifically designed for amine analysis
- Excellent peak shape for primary amines
- Replaces HP-Basicwax

Because the CAM is not bonded or cross-linked, we do not recommend solvent rinsing.

CAM

ID (mm)	Length (m)	Film (μm)	Temp Limits ($^{\circ}\text{C}$)	7 in Cage	5 in Cage	7890/6890
						LTM Module
0.25	15	0.25	60 to 220/240	112-2112		112-2112LTM
	30	0.25	60 to 220/240	112-2132		112-2132LTM
		0.50	60 to 220/240	112-2133		112-2133LTM
	60	0.25	60 to 220/240	112-2162		
0.32	30	0.25	60 to 220/240	113-2132	113-2132E	113-2132LTM
		0.50	60 to 220/240	113-2133	113-2133E	113-2133LTM
0.53	30	1.00	60 to 200/220	115-2132		115-2132LTM

DX-1 and DX-4

- DX-1: 90% Dimethylpolysiloxane 10% Polyethylene Glycol
- DX-4: 15% Dimethylpolysiloxane 85% Polyethylene Glycol

Because DX series GC columns are not bonded and cross-linked, we do not recommend solvent rinsing.

DX-1

ID (mm)	Length (m)	Film (µm)	Temp Limits (°C)	7 in Cage	7890/6890 LTM Module
0.25	30	1.00	50 to 250/270	122-6133	
0.32	30	1.00	50 to 250/270	123-6133	123-6133LTM

DX-4

ID (mm)	Length (m)	Film (µm)	Temp Limits (°C)	7 in Cage	7890/6890 LTM Module
0.25	30	0.25	50 to 250/270	122-6432	122-6432LTM
	60	0.25	50 to 250/270	122-6462	
0.32	15	0.25	50 to 250/270	123-6412	123-6412LTM
	30	0.25	50 to 250/270	123-6432	123-6432LTM
	60	0.25	50 to 250/270	123-6462	

SE-30 and SE-54

- SE-30: 100% Dimethylpolysiloxane
- SE-54: (5%-Phenyl)(1%-Vinyl)-methylpolysiloxane

Because SE series GC columns are not bonded or cross-linked, we do not recommend solvent rinsing.

SE-30


ID (mm)	Length (m)	Film (μm)	Temp Limits (°C)	7 in Cage	7890/6890 LTM Module
0.32	30	0.25	0 to 325/350	113-3032	113-3032LTM

SE-54

ID (mm)	Length (m)	Film (μm)	Temp Limits (°C)	7 in Cage	7890/6890 LTM Module
0.25	30	0.25	0 to 325/350	112-5432	112-5432LTM
	60	0.25	0 to 325/350	112-5462	
0.32	30	0.25	0 to 325/350	113-5432	113-5432LTM

Tips & Tools

Column contamination from sample matrix components is the number one cause of column failure. Use Agilent DuraGuard GC columns with built-in guard if you do not want to use column connectors.



Guard Columns

- DuraGuard and EZ-Guard columns with "built-in" guard columns, no press-fit connectors
- Minimize front-end contamination and increase column lifetime
- Aid in focusing sample onto the front of the column for better peak shape
- Minimize MSD contamination originating from the column (when used in transfer line)

Guard columns (or retention gaps) are often added to the front of the analytical column to protect against contamination, or to act as a band-focusing device for liquid samples introduced by on-column and splitless injection techniques.

When resolution or response in a chromatogram diminishes, remove a coil from the guard column so that peak shapes will improve. By removing a coil, the column length is shortened and peaks will elute somewhat faster. For best results, check the integration time windows of your data system.

DuraGuard

DuraGuard

Phase	ID (mm)	Length (m)	Film (µm)	Guard Length (m)	Part No.
DB-1	0.25	30	0.25	10	122-1032G
DB-XLB	0.25	30	0.25	10	122-1232G
DB-5ms	0.25	30	0.25	10	122-5532G
			0.50	10	122-5536G
			1.00	10	122-5533G
		60	0.25	10	122-5562G
		0.32	30	1.00	10
	0.53	30	0.50	10	125-5537G
DB-5.625	<i>0.18</i>	<i>20</i>	<i>0.36</i>	<i>5</i>	<i>121-5622G5</i>
	0.25	30	0.25	5	122-5631G5
DB-1701	0.53	30	1.00	10	125-0732G
DB-624	0.53	30	3.00	5	125-1334G5

Agilent J&W High Efficiency GC columns are displayed using italicized descriptions and part numbers



A special tab clearly distinguishes the EZ-Guard guard column section from the analytical column

EZ-Guard

EZ-Guard

Phase	ID (mm)	Length (m)	Film (μm)	Guard Length (m)	Part No.	
VF-1ms	0.20	12	0.33	5	CP9023	
			0.25	5	CP9010	
			0.25	10	CP9011	
VF-5ms	0.25	15	0.25	5	CP9021	
			0.25	5	CP9012	
			0.25	10	CP9013	
			0.50	5	CP9014	
			0.50	10	CP9015	
			0.25	60	5	CP9016
			0.53	30	10	CP9020
VF-Xms	0.25	30	0.10	10	CP9022	
			0.25	5	CP9018	
			0.25	10	CP9019	
VF-17ms	0.25	30	0.25	5	CP9024	
			0.25	10	CP9025	
VF-1701ms	0.25	30	0.25	5	CP9176	
			0.25	10	CP9177	
VF-35ms	0.25	30	0.25	5	CP9026	
			0.25	10	CP9027	

Agilent J&W LTM Column Modules

Shorten analytical cycle times and boost your high speed gas chromatography capabilities

Agilent J&W LTM column modules combine a high quality fused silica capillary column with heating and temperature sensing components for a low thermal mass column assembly. The LTM column module contains a patented design which heats and cools the column very efficiently for significantly shorter analytical cycle times compared to conventional air-bath GC oven techniques, while simultaneously using less power.

Agilent offers LTM technology for our popular 7890 and 6890 Series GC systems, as well as the new 5875T GC/MS. Compatible with Agilent LTM and LTM II series GC systems and retrofit upgrades.

All LTM column modules are packaged with:

- Two 1 m guard columns (one each for the inlet and detector) made from deactivated fused silica tubing of the same id as the analytical column
- Five non-reusable ferrules that fit the dimensions of the analytical and guard columns

Agilent J&W LTM Column Modules for 7890 and 6890 Series GC Systems

This groundbreaking column technology is designed specifically for Agilent 7890A and 6890 series gas chromatographs, and delivers:


- The capacity to run up to four column modules simultaneously – with four different temperature programs – to maximize your productivity
- Rapid temperature programming rates of up to 1800 °C/min for higher analysis speeds
- Faster cooling times – as low as one minute or less – to decrease idling and downtime
- Shorter analytical cycle times than conventional air-bath GC oven techniques
- Excellent retention time repeatability and performance – comparable to conventional GC

Most Agilent J&W Capillary GC columns – including Wall Coated Open Tubular (WCOT) and Porous Layer Open Tubular (PLOT) columns – can be used for LTM column modules.



Tips & Tools

Agilent LTM column module technology is compatible with metal capillary columns. However, LTM modules are generally not recommended for fast GC applications because of their poor cooling performance compared to fused silica capillaries.





Agilent J&W LTM Column Modules for 5975T Transportable GC/MS Systems


This groundbreaking column technology is designed specifically for Agilent 5975T GC/MS systems. These modules include an integrated 3 in LTM capillary column toroid assembly with heated transfer lines, cooling fan assembly and sheet metal enclosure. Replacement column toroid assemblies are also available. Benefits of the LTM column modules include:

- Rapid temperature programming rates of up to 1200 °C/min
- Faster heating and cooling times – as low as one minute or less – for more rapid analytical cycle times than standard air-bath GC oven techniques
- Excellent retention time repeatability and performance comparable to conventional GC
- Less power consumption for longer in-field operation
- Integrated module design to facilitate easy column module change in the field

For more information, visit www.agilent.com/chem/LTMcol

Tips & Tools

LTM column modules should never be programmed beyond the GC column temperature limits recommended by Agilent. For very fast ramping applications (e.g. 600 °C/min), limiting the maximum temperatures to 10-20 °C below the GC column temperature limits can increase the lifetime of the column modules.





**Agilent J&W LTM Column Modules
for 5975T Transportable GC/MS Systems**

Phase	ID (mm)	Length (m)	Film (µm)	Toroid Assembly	Column Module
DB-5ms Ultra Inert	0.18	20	0.18	221-5522UILTM	G3900-63014
	0.25	15	0.25	222-5512UILTM	G3900-63031
		30	0.25	222-5532UILTM	G3900-63005
HP-5ms Ultra Inert	0.18	20	0.18	29091S-577UILTM	G3900-63039
	0.25	15	0.25	29091S-431UILTM	G3900-63038
		30	0.25	29091S-433UILTM	G3900-63001
DB-1	0.25	30	0.25	222-1032LTM	G3900-63002
DB-1ms	0.18	20	0.18	221-0122LTM	G3900-63009
		15	0.25	222-0112LTM	G3900-63016
		30	0.25	222-0132LTM	G3900-63017
DB-1ht	0.25	15	0.10	222-1111LTM	G3900-63018
		30	0.10	222-1131LTM	G3900-63019
HP-1ms	0.18	20	0.18	29091S-677LTM	G3900-63040
		30	0.10	29091S-833LTM	G3900-63041
			0.25	29091S-931LTM	G3900-63042
DB-5ms	0.18	20	0.18	221-5522LTM	G3900-63013
		15	0.25	222-5512LTM	G3900-63030
			30	0.25	222-5532LTM
DB-5ht	0.25	15	0.10	222-5731LTM	G3900-63033
		30	0.10	222-5711LTM	G3900-63032

(Continued)



Agilent J&W LTM Column Modules for 5975T Transportable GC/MS Systems

Phase	ID (mm)	Length (m)	Film (μm)	Toroid Assembly	Column Module
HP-5ms	0.25	30	0.25	29091S-433LTM	G3900-63007
DB-35ms	0.18	20	0.18	221-3822LTM	G3900-63011
	0.25	15	0.25	222-3812LTM	G3900-63026
		30	0.25	222-3832LTM	G3900-63027
DB-17ms	0.18	20	0.18	221-4722LTM	G3900-63012
	0.25	15	0.25	222-4712LTM	G3900-63028
		30	0.25	222-4732LTM	G3900-63029
DB-225ms	0.25	15	0.25	222-2912LTM	G3900-63022
		30	0.25	222-2932LTM	G3900-63023
DB-1701	0.25	30	0.25	222-0732LTM	G3900-63003
DB-WAX	0.25	15	0.50	222-7013LTM	G3900-63034
		30	0.50	222-7033LTM	G3900-63035
HP-INNOWax	0.18	20	0.18	29091N-577LTM	G3900-63036
	0.25	30	0.25	29091N-133LTM	G3900-63008
DB-FFAP	0.25	15	0.25	222-3212LTM	G3900-63024
		30	0.25	222-3232LTM	G3900-63025
DB-608	0.18	20	0.18	221-6822LTM	G3900-63015
DB-VRX	0.18	20	1.00	221-1524LTM	G3900-63006
	0.25	30	1.40	222-1534LTM	G3900-63021
DB-624	0.18	20	1.00	221-1324LTM	G3900-63010
	0.25	30	1.40	222-1334LTM	G3900-63020
HP-VOC	0.20	30	1.12	29091R-303LTM	G3900-63037

Fused Silica Tubing

Deactivated Tubing

Deactivated tubing can be used as retention gaps, guard columns, or transfer lines. Our standard deactivation process is a phenyl methyl deactivation – the preferred choice for most applications due to its inertness and robustness.

Deactivated Fused Silica

ID (mm)	OD (mm)	Length (m)	Part No.
0.05	0.36	1	160-2655-1
		5	160-2655-5
		10	160-2655-10
0.10	0.19	1	160-1010-1
		5	160-1010-5
		10	160-1010-10
	0.36	1	160-2635-1
		5	160-2635-5
		5	19091-60620E
0.15	0.36	10	160-2635-10
		1	160-2625-1
		5	160-2625-5
0.18	0.34	10	160-2625-10
		1	160-2615-1
		5	160-2615-5
		10	160-2615-10

(Continued)

Deactivated Fused Silica

ID (mm)	OD (mm)	Length (m)	Part No.
0.20	0.36	1	160-2205-1
		5	160-2205-5
		10	160-2205-10
0.25	0.36	1	160-2255-1
		5	160-2255-5
		10	160-2255-10
		30	160-2255-30
0.32	0.43	1	160-2325-1
		5	160-2325-5
		10	160-2325-10
		30	160-2325-30
0.45	0.67	1	160-2455-1
		5	160-2455-5
		10	160-2455-10
0.53	0.67	1	160-2535-1
		5	160-2535-5
		10	160-2535-10
		30	160-2535-30

Deactivated Fused Silica High Temperature (400 °C)

ID (mm)	OD (mm)	Length (m)	Part No.
0.05	0.36	5	160-2815-5
0.10	0.36	5	160-2825-5
0.25	0.35	5	160-2845-5
		10	160-2845-10
0.32	0.43	5	160-2855-5
		10	160-2855-10
0.53	0.67	5	160-2865-5
		10	160-2865-10

ProSteel Deactivated Fused Silica


ID (mm)	OD (mm)	Length (m)	Part No.
0.53	0.67	5	160-4535-5

Undeactivated Fused Silica

Undeactivated tubing or bare fused silica is commonly used for capillary electrophoresis. It can also be used for transfer lines and other applications where inertness is not critical.

Undeactivated Fused Silica

ID (mm)	OD (mm)	Length (m)	Part No.
0.02	0.36	5	160-2660-5
0.05	0.36	5	160-2650-5
		10	160-2650-10
0.075	0.36	5	160-2644-5
		10	160-2644-10
0.10	0.36	5	160-2634-5
		10	160-2634-10
0.18	0.34	5	160-2610-5
		10	160-2610-10
0.20	0.36	5	160-2200-5
		10	160-2200-10
		50	19091-20050
0.25	0.36	5	160-2250-5
		10	160-2250-10
0.32	0.43	5	160-2320-5
		10	160-2320-10
		50	19091-21050
0.45	0.67	5	160-2450-5
		10	160-2450-10
0.53	0.67	5	160-2530-5
		10	160-2530-10



Agilent J&W Packed GC Columns

Agilent J&W Packed GC Columns are designed and manufactured to offer excellent and reproducible performance for all sample types associated with packed column separations, most important in the hydrocarbon processing industry.

The highly efficient and rigorous packing technology used in Agilent J&W Packed GC Columns assures column-to-column reproducibility and ultimate efficiency, while the UltiMetal treated stainless steel tubing allows for improved inertness and peak shape performance.

You can choose from a wide range of tubing materials – including stainless steel, UltiMetal, nickel, glass, copper and PTFE – plus hundreds of stationary phases, packings, and supports. Please see the Agilent J&W Packed GC Column Selection Guide for the complete listing of our part numbers, as well as product diagrams, descriptions and specific instructions for ordering your own custom packed GC column configuration.



You can find the Agilent J&W Packed GC Column Selection Guide at www.agilent.com/chem/packedcolumns

And, you can create your custom configurations by visiting www.agilent.com/chem/packedcolumnsordering





Custom GC Column Ordering

Even though we offer over a thousand readily available columns, Agilent recognizes that sometimes you need something a little out of the ordinary. That's why we developed our Custom Column Shop. If you can't find what you're looking for in our standard order guides, we will design, build, and test capillary GC columns to meet your needs.

- We can create columns with non-standard lengths or unusual film thickness.
- We can connect columns together in series or as dual columns.
- We recognize that sometimes customers have specific column performance requirements for their applications that might not be met with standard test mixes. As a result, we can also custom-test your columns with your desired test mixture and test conditions to meet specific performance requirements.
- We can create DuraGuard or EZ-Guard columns with an integrated guard column (retention gap). Most phases can be manufactured with a built-in guard column, which means you get the advantages of a guard column without the union. Available in DB, CP and VF phases.

Custom columns are ordered using the P/Ns below. Be sure to provide the details of your desired custom service or column including phase, length, id, and film thickness.

- 100-2000 Custom Capillary DB & HP columns
- 100-6000 Custom Capillary CP & VF columns
- 100-9000 UltiMetal treated tubing and parts
- 100-2000 LTM – Custom Low Thermal Mass column configurations
- 100-5000 Custom packed columns or bulk phases/supports

Contact your local Agilent office or Authorized Agilent Distributor to receive a quote for your custom column needs. You can find order forms in the back of *Agilent's Essential Chromatography Catalog*.

Customers in the United States, Canada, and Puerto Rico can request a custom column quote online at www.agilent.com/chem/CustomColumn

Agilent J&W GC Column Test Standards

Compare your column's performance to the test chromatogram shipped with your Agilent J&W column. The column test standard contains components that test the column for resolution characteristics, efficiency, and inertness. The test mixes are supplied at a concentration of 250 ng/μL in 2 mL vials. Match the phase and column diameter in the chart below to find the test mix for your column.

Agilent J&W GC Column Test Standards

Column Description	Microbore (0.05 & 0.10 mm ID) Part No.	Capillary (0.18 & 0.32 mm ID) Part No.	Megabore (0.45 & 0.53 mm ID) Part No.
OV-351		200-0032	
DB-1ht		200-0010	
DB-1	200-0010	200-0310	200-0110
DB-5	200-0010	200-0310	200-0110
DB-5ht		200-0010	
DB-5ms		200-0185	200-0185
DB-624		200-0113	200-0113
DB-2887			200-0110
DB-WAX	200-0070	200-0370	200-0070
DB-WAXetr		200-0370	200-0070
SE-30		200-0010	
SE-52		200-0010	
SE-54		200-0010	200-0010
HP-1		5080-8858	8500-6812
HP-5		5080-8858	8500-6812
HP-FFAP	8500-6813	8500-6813	8500-6813
GS-OxyPLOT			5188-5379


Test Standards for Agilent J&W CP and VF Columns

Test Mix 31 Hazardous, 1/pk	Part No.
VF-1ms	CP0031
VF-5ms	CP0031
VF-17ms	CP0031
VF-35ms	CP0031
VF-Xms	CP0031
VF-1301ms	CP0031
VF-200ms	CP0031
VF Rapid-MS	CP0031
CP-Sil 5 CB	CP0031
CP-Sil 8 CB	CP0031
CP-Sil 24 CB	CP0031
CP-1301	CP0031
Test Mix 5, 1/pk	Part No.
CP-Sil 43 CB	CP0005



Tips & Tools

Ensure highest quality gas while keeping gas lines clean and leak-free with Agilent's high-capacity gas filter. Learn more at www.agilent.com/chem/gasclean



COLUMN INSTALLATION AND TROUBLESHOOTING

Quick reference guides and tips to ensure peak performance

Agilent J&W GC columns are backed by decades of chromatography experience, so you can count on superior quality and dependability. And you can help ensure maximum performance, efficiency, and column life by implementing the most current installation and troubleshooting procedures.

In this section, you'll discover tips, techniques, and easy-reference guides that will help you:

- Confidently install any capillary column
- Condition and test new columns
- Alleviate and avoid column performance degradation due to thermal damage, oxygen damage, and other factors
- Pinpoint and fix the most common column problems

So you'll expand your hours of continuous operation, decrease downtime, and get the reproducible results that your lab demands.



Capillary Column Installation Quick Reference Guide

For more detailed installation information, refer to the *GC Column Installation Guide* which is provided with your column, or visit www.agilent.com/chem/columninstall

Precolumn Installation Check List

1. Replace oxygen, moisture, and hydrocarbon traps as needed.
2. Clean the injection port, replace critical injection port seals, replace injection port liners, and change septa as needed.
3. Check detector seals, and replace as necessary. Clean or replace detector jets as necessary.
4. Carefully inspect the column for damage or breakage.
5. Check your GC manufacturer's gas pressure requirements and verify gas cylinder delivery pressures to ensure that an adequate supply of carrier, makeup, and fuel gases are available. Minimum recommended carrier gas purity percentages are: Helium 99.995% and Hydrogen 99.995%, with H₂O < 1 ppm and O₂ < 0.5ppm.
6. Gather the necessary installation tools: You will need a column cutter, column nuts, column nut wrench, ferrules, a magnifying loupe, and typewriter correction fluid.

Table 6:

Ferrule Sizes

Column ID	Ferrule ID (mm)
0.10	0.4
0.18	0.4
0.20	0.4
0.25	0.4
0.32	0.5
0.45	0.8
0.53	0.8

Installing the Column

1. Uncoil approximately 0.5 m of tubing (1 coil ~ 0.5 m) from the column basket at both ends of the column for injector and detector installation. Avoid using sharp bends in the tubing.
2. Mount the column in the oven. Use a handling bracket if available.
3. Install the column nut and Graphite/Vespel or Graphite ferrule at each column end; pull the nut and ferrule down the tubing approximately 15 cm. (**Table 6**)
4. Score (scratch) the column. Use a light touch to score the column about 4 to 5 cm from each end.



Tips & Tools

Learn more about Agilent's top-ranked service and support at www.agilent.com/chem/services



5. Make a clean break. Grasp the column between the thumb and forefinger as close to the score point as possible. Gently pull and bend the column. The column should part easily. If the column does not break easily, do not force it. Score the column again in a different place (farther from the end than before) and try again for a clean break.
6. Use a magnifying loupe to inspect the cut. Make sure the cut is square across the tubing with no polyimide or "glass" fragments at the end of the tube.
7. Install the column in the inlet. Check the GC manufacturer's instrument manual for the correct insertion distance in the injection port type being used. Slide the column nut and ferrule to the proper distance and then mark the correct distance on the column with typewriter correction fluid just behind the column nut. Allow the fluid to dry. Insert the column into the injector. Finger tighten the column nut until it starts to grab the column, and then tighten the nut an additional 1/4 to 1/2 turn, so that the column cannot be pulled from the fitting when gentle pressure is applied. Verify that the correct column insertion distance has been maintained by looking at the typewriter correction fluid mark.
8. Turn on the carrier gas and establish the proper flow rate. Set head pressure, split flow, and septum purge flow to appropriate levels. See **Table 7** for nominal head pressures. If fusing a split/splitless inlet, check that the purge (split) valve is "on" (open).
9. Confirm carrier gas flow through the column. Immerse the end of the column in a vial of solvent and check for bubbles.
10. Install the column into the detector. Check the instrument manufacturer's manual for the proper insertion distance.
11. Check for leaks. **This is very important.** Do not heat the column without thoroughly checking for leaks.
12. Establish proper injector and detector temperatures.
13. Establish proper makeup and detector gas flows. Ignite or turn "on" the detector.
14. Purge the column for a minimum of 10 min at ambient temperature. Add the appropriate additional purge time following inlet or trap maintenance.
15. Inject non-retained substance to check for proper injector installation. Examples: butane or methane (FID), headspace vapors from Acetonitrile (NPD), headspace vapors from methylene chloride (ECD), air (TCD), argon (mass spectrometer). Proper installation is indicated by a symmetrical non-retained peak. If tailing is observed, reinstall the column into the inlet.

Conditioning and Testing the Column

1. Set oven temperature 20 °C above the maximum temperature of the analysis or at the maximum temperature of the column (whichever is lower) for 2 hours. If after 10 min at the upper temperature the background does not begin to fall, immediately cool the column and check for leaks.
2. If you are using Vespel or Graphite/Vespel ferrules, recheck column nut tightness after the conditioning process.
3. Confirm final proper average linear velocity by injecting a non-retained substance again.

Table 7:

Approximate Head Pressures (psig)						
Column Length (m)	Column ID (mm)					
	0.18	0.2	0.25	0.32	0.45	0.53
10	5-10					
12		10-15				
15			8-12	5-10		1-2
20	10-20					
25		20-30				
30			15-25	10-20	3-5	2-4
40	20-40					
50		40-60				
60			30-45	20-30	6-10	4-8
75					8-14	5-10
105						7-15

Causes of Column Performance Degradation

Column Breakage

Fused silica columns break wherever there is a weak point in the polyimide coating. The polyimide coating protects the fragile but flexible fused silica tubing. The continuous heating and cooling of the oven, vibrations caused by the oven fan, and being wound on a circular cage all place stress on the tubing. Eventually breakage occurs at a weak point. Weak spots are created where the polyimide coating is scratched or abraded. This usually occurs when a sharp point or edge is dragged over the tubing. Column hangers and tags, metal edges in the GC oven, column cutters, and miscellaneous items on the lab bench are just some of the common sources of sharp edges or points.

It is rare for a column to spontaneously break. Column manufacturing practices tend to expose any weak tubing and eliminate it from use in finished columns. Larger diameter columns are more prone to breakage. This means that greater care and prevention against breakage must be taken with 0.45-0.53 mm id tubing than with 0.18-0.32 mm id tubing.

A broken column is not always fatal. If a broken column was maintained at a high temperature either continuously or with multiple temperature program runs, damage to the column is very likely. The back half of the broken column has been exposed to oxygen at elevated temperatures which rapidly damages the stationary phase. The front half is fine since carrier gas flowed through this length of column. If a broken column has not been heated or only exposed to high temperatures or oxygen for a very short time, the back half has probably not suffered any significant damage.

A union can be installed to repair a broken column. Any suitable union will work to rejoin the column. Problems with dead volume (peak tailing) may occur with improperly installed unions.



Thermal Damage

Exceeding a column's upper temperature limit results in accelerated degradation of the stationary phase and tubing surface. This results in the premature onset of excessive column bleed, peak tailing for active compounds and/or loss of efficiency (resolution). Fortunately, thermal damage is a slower process, thus prolonged times above the temperature limit are required before significant damage occurs. Thermal damage is greatly accelerated in the presence of oxygen. Overheating a column with a leak or high oxygen levels in the carrier gas results in rapid and permanent column damage.

Setting the GC's maximum oven temperature at or only a few degrees above the column's temperature limit is the best method to prevent thermal damage. This prevents the accidental overheating of the column. If a column is thermally damaged, it may still be functional. Remove the column from the detector. Heat the column for 8-16 hours at its isothermal temperature limit. Remove 10-15 cm from the detector end of the column. Reinstall the column and condition as usual. The column usually does not return to its original performance; however, it is often still functional. The life of the column will be reduced after thermal damage.

Oxygen Damage

Oxygen is an enemy to most capillary GC columns. While no column damage occurs at or near ambient temperatures, severe damage occurs as the column temperature increases. In general, the temperature and oxygen concentration at which significant damage occurs is lower for polar stationary phases. It is constant exposure to oxygen that is the problem. Momentary exposure such as an injection of air or a very short duration septum nut removal is not a problem.

A leak in the carrier gas flow path (e.g., gas lines, fittings, injector) is the most common source of oxygen exposure. As the column is heated, very rapid degradation of the stationary phase occurs. This results in the premature onset of excessive column bleed, peak tailing for active compounds and/or loss of efficiency (resolution). These are the same symptoms as for thermal damage. Unfortunately, by the time oxygen damage is discovered, significant column damage has already occurred. In less severe cases, the column may still be functional but at a reduced performance level. In more severe cases, the column is irreversibly damaged.

Maintaining an oxygen and leak-free system is the best prevention against oxygen damage. Good GC system maintenance includes periodic leak checks of the gas lines and regulators, regular septa changes, using high quality carrier gases, installing and changing oxygen traps, and changing gas cylinders before they are completely empty.

Chemical Damage

There are relatively few compounds that damage stationary phases. Introducing nonvolatile compounds (e.g., salts) in a column often degrades performance, but damage to the stationary phase does not occur. These residues can often be removed and performance returned by solvent rinsing the column.

Inorganic or mineral bases and acids are the primary compounds to avoid introducing into a column. The acids include hydrochloric (HCl), sulfuric (H₂SO₄), nitric (HNO₃), phosphoric (H₃PO₄), and chromic (CrO₃). The bases include potassium hydroxide (KOH), sodium hydroxide (NaOH), and ammonium hydroxide (NH₄OH). Most of these acids and bases are not very volatile and accumulate at the front of the column. If allowed to remain, the acids or bases damage the stationary phase. This results in the premature onset of excessive column bleed, peak tailing for active compounds and/or loss of efficiency (resolution). The symptoms are very similar to thermal and oxygen damage. Hydrochloric acid and ammonium hydroxide are the least harmful of the group. Both tend to follow any water that is present in the sample. If the water is not or only poorly retained by the column, the residence time of the HCl and NH₄OH in the column is short. This tends to eliminate or minimize any damage by these compounds. Thus, if HCl or NH₄OH are present in a sample, using conditions or a column with no water retention will render these compounds relatively harmless to the column.


The only organic compounds that have been reported to damage stationary phases are perfluoroacids. Examples include trifluoroacetic, pentafluoropropanoic, and heptafluorobutyric acid. They need to be present at high levels (e.g., 1% or higher). Most of the problems are experienced with splitless or Megabore direct injections where large volumes of the sample are deposited at the front of the column.

Since chemical damage is usually limited to the front of the column, trimming or cutting 0.5-1 meter from the front of the column often eliminates any chromatographic problems. In more severe cases, five or more meters may need to be removed. The use of a guard column or retention gap will minimize the amount of column damage; however, frequent trimming of the guard column may be necessary. The acid or base often damages the surface of the deactivated fused silica tubing which leads to peak shape problems for active compounds.



Tips & Tools

Search the ScanView database to find almost 2000 GC applications and standard methods of all types, old and new. Get your free copy of ScanView at www.agilent.com/chem/scanview



Tips & Tools

Column contamination from sample matrix components is the number one cause of column failure. Use Agilent DuraGuard GC columns with built-in guard if you do not want to use column connectors.



Column Contamination

Column contamination is one of the most common problems encountered in capillary GC. Unfortunately, it mimics a very wide variety of problems and is often misdiagnosed as another problem. A contaminated column is usually not damaged, but it may be rendered useless.

There are two basic types of contaminants: nonvolatile and semivolatile. Nonvolatile contaminants or residues do not elute and accumulate in the column. The column becomes coated with these residues which interfere with the proper partitioning of solutes in and out of the stationary phase. Also, the residues may interact with active solutes resulting in peak adsorption problems (evident as peak tailing or loss of peak size). Active solutes are those containing a hydroxyl (-OH) or amine (-NH) group, and some thiols (-SH) and aldehydes. Semivolatile contaminants or residues accumulate in the column, but eventually elute. Hours to days may elapse before they completely leave the column. Like nonvolatile residues, they may cause peak shape and size problems, and, in addition, are usually responsible for many baseline problems (instability, wander, drift, ghost peaks, etc.).

Contaminants originate from a number of sources, with injected samples being the most common. Extracted samples are among the worst types. Biological fluids and tissues, soils, waste and ground water, and similar types of matrices contain high amounts of semivolatile and nonvolatile materials. Even with careful and thorough extraction procedures, small amounts of these materials are present in the injected sample. Several to hundreds of injections may be necessary before the accumulated residues cause problems. Injection techniques such as on-column, splitless, and Megabore direct place a large amount of sample into the column, thus column contamination is more common with these injection techniques.

Occasionally, contaminants originate from materials in gas lines and traps, ferrule and septa particles, or anything coming in contact with the sample (vials, solvents, syringes, pipettes, etc.). These types of contaminants are probably responsible when a contamination problem suddenly develops and similar samples in previous months or years did not cause any problems.

Minimizing the amount of semivolatile and nonvolatile sample residues is the best method to reduce contamination problems. Unfortunately, the presence and identity of potential contaminants are often unknown. Rigorous and thorough sample cleanup is the best protection against contamination problems. The use of a guard column or retention gap often reduces the severity or delays the onset of column contamination induced problems. If a column becomes contaminated, it is best to solvent rinse the column to remove the contaminants.

Maintaining a contaminated column at high temperatures for long periods of time (often called baking-out a column) is not recommended. Baking-out a column may convert some of the contaminating residues into insoluble materials that cannot be solvent rinsed from the column. If this occurs, the column cannot be salvaged in most cases. Sometimes the column can be cut in half and the back half may still be useable. Baking-out a column should be limited to 1-2 hours at the isothermal temperature limit of the column.



Column rinse kit, 430-3000

Solvent Rinsing Columns

Solvent rinsing columns involves removing the column from the GC and passing milliliters of solvent through the column. Any residues soluble in the rinse solvents are washed from the column. Injecting large volumes of solvent while the column is still installed is not rinsing and doing so will not remove any contaminants from the column. **A capillary GC column must have a bonded and cross-linked stationary phase before it can be solvent rinsed.** Solvent rinsing a non-bonded stationary phase results in severe damage to the column.

A column rinse kit is used to force solvent through the column (see picture). The rinse kit is attached to a pressurized gas source (N_2 or He), and the column is inserted into the rinse kit. Solvent is added to the vial, and the vial is pressurized using the gas source. The pressure forces solvent to flow through the column. Residues dissolve into the solvent and are backflushed out of the column with the solvent. The solvent is then purged from the column, and the column is properly conditioned.

Before rinsing a column, cut about 0.5 meter from the front (i.e., injector end) of the column. Insert the detector end of the column into the rinse kit. Multiple solvents are normally used to rinse columns. Each successive solvent must be miscible with the previous one. High boiling point solvents should be avoided especially as the last solvent. The sample matrix solvent(s) is often a good choice.



Methanol, methylene chloride and hexane are recommended and work very well for the majority of cases. Acetone can be substituted for methylene chloride to avoid using halogenated solvents; however, methylene chloride is one of the best rinsing solvents. If aqueous based samples (e.g., biological fluids and tissues) were injected, use water before the methanol. Some residues originating from aqueous based samples are only soluble in water and not organic solvents. Water and alcohols (e.g., methanol, ethanol, isopropanol) should be used to rinse bonded polyethylene glycol based stationary phases (e.g., DB-WAX, DB-WAXetr, DB-FFAP, HP-Innowax) **only as a last resort**.

Table 8:

**Solvent Volumes
for Rinsing Columns**

Column ID (mm)	Solvent Volume (mL)
0.18-0.2	3-4
0.25	4-5
0.32	6-7
0.45	7-8
0.53	10-12

Using larger volumes will not damage the column

Table 8 lists the suggested solvent volumes for different diameter columns. Using larger solvent volumes is not harmful, but rarely better and merely wasteful. After adding the first solvent, pressurize the rinse kit, but stay below 20 psi. Use the highest pressure that keeps the solvent flow rate below 1 mL/min. Except for most 0.53 mm id columns, the rinse kit pressure will reach 20 psi before the flow rate reaches 1 mL/min. Longer rinse times are required when using heavy or viscous solvents, and for longer or smaller diameter columns. When all or most of the first solvent has entered the column, add the next solvent. The previous solvent does not have to vacate the column before the next solvent is started through the column.

After the last solvent has left the column, allow the pressurizing gas to flow through the column for 5-10 min. Install the column in the injector and turn on the carrier gas. Allow the carrier gas to flow through the column for 5-10 min. Attach the column to the detector (or leave it unattached if preferred). Using a temperature program starting at 40-50 °C, heat the column at 2-3 °/min until the upper temperature limit is reached. Maintain this temperature for 1-4 hours until the column is fully conditioned.

Column Storage

Capillary columns should be stored in their original box when removed from the GC. Place a GC septa over the ends to prevent debris from entering the tubing. Upon reinstallation of the column, the column ends need to be trimmed by 2-4 cm to ensure that a small piece of septa is not lodged in the column.

If a column is left in a heated GC, there should always be carrier gas flow. The carrier gas flow can be turned off only if the oven, injector, detector and transfer lines are turned off (i.e., not heated). Without carrier gas flow, damage to the heated portion of the column occurs.



Evaluating the Problem

The first step in any troubleshooting effort is to step back and evaluate the situation. Rushing to solve the problem often results in a critical piece of important information being overlooked or neglected. In addition to the problem, look for any other changes or differences in the chromatogram. Many problems are accompanied by other symptoms. Retention time shifts, altered baseline noise or drift, or peak shape changes are only a few of the other clues that often point to or narrow the list of possible causes. Finally, make note of any changes or differences involving the sample. Solvents, vials, pipettes, storage conditions, sample age, extraction, preparation techniques, or any other factor influencing the sample environment can be responsible.

Checking the Obvious

A surprising number of problems involve fairly simple and often overlooked components of the GC system or analysis. Many of these items are transparent in the daily operation of the GC and are often taken for granted ("set it and forget it"). The areas and items to check include:

- Gases: pressures, carrier gas average linear velocity, and flow rates (detector, split vent, septum purge)
- Temperatures: column, injector, detector, and transfer lines
- System parameters: purge activation times, detector attenuation and range, mass ranges, etc.
- Gas lines and traps: cleanliness, leaks, and expiration
- Injector consumables: septa, liners, O-rings, and ferrules
- Sample integrity: concentration, degradation, solvent, and storage
- Syringes: handling technique, leaks, needle sharpness, and cleanliness
- Data system: settings and connections

The Most Common Problems

Ghost Peaks or Carryover

System contamination is responsible for most ghost peaks or carryover problems. If the extra ghost peaks are similar in width to the sample peaks (with similar retention times), the contaminants were likely introduced into the column at the same time as the sample. The extra compounds may be present in the injector (i.e., contamination) or in the sample itself. Impurities in solvents, vials, caps and syringes are only some of the possible sources. Injecting sample and solvent blanks may help to find possible sources of the contaminants. If the ghost peaks are much broader than the sample peaks, the contaminants were most likely already in the column when the injection was made. These compounds were still in the column when a previous GC run was terminated. They elute during a later run and are often very broad. Sometimes numerous ghost peaks from multiple injections overlap and elute as a hump or blob. This often takes on the appearance of baseline drift or wander.

Increasing the final temperature or time in the temperature program is one method to minimize or eliminate a ghost peak problem. Alternatively, a short bake-out after each run or series of runs may remove the highly retained compounds from the column before they cause a problem.

Condensation Test

Use this test whenever injector or carrier gas contamination problems are suspected (e.g., ghost peaks or erratic baseline).

1. Leave the GC at 40-50 °C for 8 or more hours.
2. Run a blank analysis (i.e., start the GC, but with no injection) using the normal temperature conditions and instrument settings.
3. Collect the chromatogram for this blank run.
4. Immediately repeat the blank run as soon as the first one is completed. Do not allow more than 5 min to elapse before starting the second blank run.
5. Collect the chromatogram for the second blank run and compare it to the first chromatogram.
6. If the second chromatogram contains a substantially larger amount of peaks and baseline instability, the incoming carrier gas line or the carrier gas is contaminated.
7. If the second chromatogram contains few peaks or very little baseline drift, the carrier gas and incoming carrier gas lines are relatively clean.

Troubleshooting Guides

Excessive Baseline Noise

Possible Cause	Solution	Comments
Injector contamination	Clean the injector; replace liner, gold seal	Try a condensation test; gas lines may also need cleaning
Column contamination	Bake-out the column	Limit the bake-out to 1-2 hours
	Solvent rinse the column	Only for bonded and cross-linked phases Check for inlet contamination
Detector contamination	Clean the detector	Usually the noise increases over time and not suddenly
Contaminated or low quality gases	Use better grade gases; also check for expired gas traps or leaks	Usually occurs after changing a gas cylinder
Column inserted too far into the detector	Reinstall the column	Consult GC manual for proper insertion distance
Incorrect detector gas flow rates	Adjust the flow rates to the recommended values	Consult GC manual for proper flow rates
Leak when using an MS, ECD, or TCD	Find and eliminate the leak	Usually at the column fittings or injector
Old detector filament, lamp or electron multiplier	Replace appropriate part	
Septum degradation	Replace septum	For high temperature applications use an appropriate septum

Baseline Instability or Disturbances

Possible Cause	Solution	Comments
Injector contamination	Clean the injector	Try a condensation test; gas lines may also need cleaning
Column contamination	Bake-out the column	Limit a bake-out to 1-2 hours
Unequilibrium detector	Allow the detector to stabilize	Some detectors may require up to 24 hours to fully stabilize
Incompletely conditioned column	Fully condition the column	More critical for trace level analyses
Change in carrier gas flow rate during the temperature program	Normal in many cases	MS, TCD and ECD respond to changes in carrier gas flow rate

Tailing Peaks


Possible Cause	Solution	Comments
Column contamination	Trim the column	Remove 0.5-1 m from the front of the column
	Solvent rinse the column	Only for bonded and cross-linked phases
		Check for inlet contamination
Column activity	Irreversible; Replace the column	Only affects active compounds
Solvent-phase polarity mismatch	Change sample solvent to a single solvent	More tailing for the early eluting peaks or those closest to the solvent front
	Use a retention gap	3-5 m retention gap is sufficient
Solvent effect violation for splitless or on-column injections	Decrease the initial column temperature	Peak tailing decreases with retention
Too low of a split ratio	Increase the split ratio	Flow from split vent should be 20 mL/min or higher
Poor column installation	Reinstall the column	More tailing for early eluting peaks
Some active compounds always tail	None	Most common for amines and carboxylic acids

Split Peaks

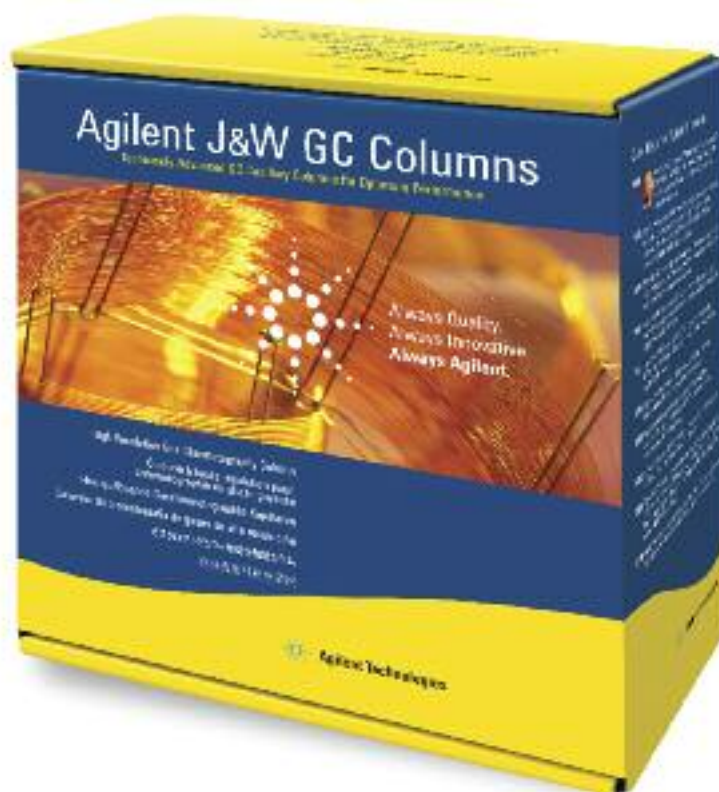
Possible Cause	Solution	Comments
Injection technique	Change technique	Usually related to erratic plunger depression or having sample in the syringe needle; Use an auto injector
Mixed sample solvent	Change sample solvent to a single solvent	Worse for solvents with large differences in polarity or boiling points
Poor column installation	Reinstall the column	Usually a large error in the insertion distance
Sample degradation in the injector	Reduce the injector temperature	Peak broadening or tailing may occur if the temperature is too low
	Change to an on-column injection	Requires an on-column injector
Poor sample focusing	Use a retention gap	For splitless and on-column injection


Tips & Tools

Ensure a lifetime of peak performance and maximum productivity with Agilent's comprehensive GC supplies portfolio, learn more at www.agilent.com/chem/GCsupplies



Retention Time Shift		
Possible Cause	Solution	Comments
Change in carrier gas velocity	Check the carrier gas velocity	All peaks will shift in the same direction by approximately the same amount
Change in column temperature	Check the column temperature	Not all peaks will shift by the same amount
Change in column dimension	Verify column identity	
Large change in compound concentration	Try a different sample concentration	May also affect adjacent peaks; Sample overloading is corrected with an increase in split ratio or sample dilution
Leak in the injector	Leak check the injector	A change in peak size usually occurs
Blockage in a gas line	Clean or replace the plugged line	More common for the split line; also check flow controllers and solenoids
Septum leak	Replace septum	Check for needle barb
Sample solvent incompatibility	Change sample solvent to a single solvent Use a retention gap	For splitless injection



Change in Peak Size

Possible Cause	Solution	Comments
Change in detector response	Check gas flows, temperatures and settings	All peaks may not be equally affected
	Check background level or noise	May be caused by system contamination and not the detector
Change in the split ratio	Check split ratio	All peaks may not be equally affected
Change in the purge activation time	Check the purge activation line	For splitless injection
Change in injection volume	Check the injection technique	Injection volumes are not linear
Change in sample concentration	Check and verify sample concentration	Changes may also be caused by degradation, evaporation, or variances in sample temperature or pH
Leak in the syringe	Use a different syringe	Sample leaks past the plunger or around the needle; Leaks are not often readily visible
Column contamination	Trim the column	Remove 0.5-1 m from the front of the column
	Solvent rinse the column	Only for bonded and cross-linked phases
Column activity	Irreversible	Only affects active compounds
Coelution	Change column temperature or stationary phase	Decrease column temperature and check for the appearance of a peak shoulder or tail
Change in injector discrimination	Maintain the same injector parameters	Most severe for split injections
Sample flashback	Inject less, use a larger liner, reduce the inlet temperature	Less solvent and higher flow rates are most helpful
Decomposition from inlet contamination	Clean the injector; replace liner, gold seal	Only use deactivated liners and glass wool in the inlet

Loss of Resolution		
Possible Cause	Solution	Comments
Decrease in separation		
Different column temperature	Check the column temperature	Differences in other peaks will be visible
Different column dimensions or phase	Verify column identity	Differences in other peaks will be visible
Coelution with another peak	Change column temperature	Decrease column temperature and check for the appearance of a peak shoulder or tail
Increase in peak width		
Change in carrier gas velocity	Check the carrier gas velocity	A change in the retention time also occurs
Column contamination	Trim the column	Remove 0.5-1 m from the front of the column
	Solvent rinse the column	Only for bonded and cross-linked phases
Change in the injector	Check the injector settings	Typical areas: split ratio, liner, temperature, injection volume
Change in sample concentration	Try a different sample concentration	Peak widths increase at higher concentrations
Improper solvent effect, lack of focusing	Lower oven temperature, better solvent, sample phase polarity match, use a retention gap	For splitless injection



GC APPLICATIONS

Industry-specific applications from your partner in chromatography

With over 40 years of chromatography expertise, Agilent is a great resource for all types of applications. In fact, we're developing new ones every day.

Simply turn to the pages listed below for the most current applications based on your area of specialization.

Environmental – you'll learn how to perform critical analyses – such as measuring the levels of atmospheric halocarbons and identifying organochlorine pesticides in soil – while meeting your increasing demands for speed and accuracy. *Turn to page 228.*

Energy and Fuels – here you'll find applications – such as the analysis of sulfur compounds in propylene – that you can use right away to meet regulatory requirements, improve efficiency, and maintain good environmental stewardship. *Turn to page 246.*


Food, Flavors, and Fragrances – we'll discuss how to ensure quality, safety, and regulatory compliance for fragrances, perfumes, and essential oils. Applications focus on chiral compounds, menthol, and FAMES. *Turn to page 250.*

Industrial Chemicals – we'll help you maintain product quality – and production efficiency – by sharing the latest applications for alcohols, halogenated hydrocarbons, aromatic solvents, phenols, and inorganic gases. *Turn to page 258.*

Life Sciences – we'll bring you fully up-to-date on the newest screening methods for controlled substances such as amphetamines, narcotics, and alcohol. We'll also review the latest techniques for monitoring residual solvents. *Turn to page 261.*

Tips & Tools

Search the ScanView database to find almost 2000 GC applications and standard methods of all types, old and new. Get your free copy of ScanView at www.agilent.com/chem/scanview



Environmental Applications

Agilent's Ultra Inert Test Probe Mixture

Column: DB-5MS Ultra Inert
122-5532UI
30 m x 0.25 mm, 0.25 µm

Carrier: Hydrogen, constant pressure, 38 cm/s

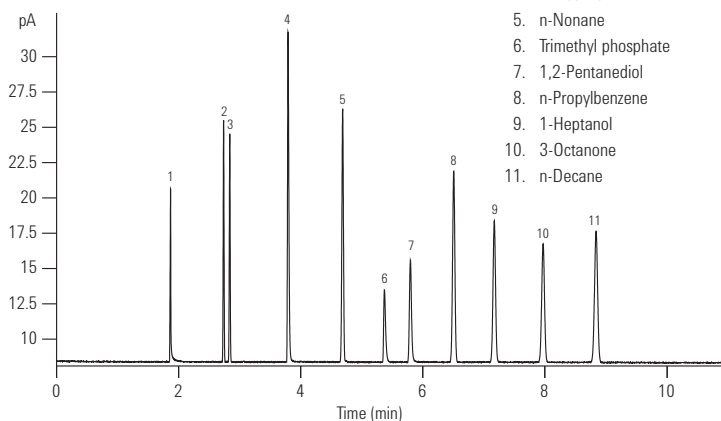
Oven: 65 °C isothermal

Sampler: Agilent 7683B, 0.5 µL syringe
(P/N 5188-5246), 0.02 µL split injection

Injection: Split/splitless; 250 °C, 1.4 mL/min; split column flow
900 mL/min; gas saver flow 75 mL/min at 2.0 min

Detector: FID at 325 °C; 450 mL/min air, 40 mL/min hydrogen,
45 mL/min nitrogen makeup

A properly deactivated DB-5ms Ultra Inert column delivers symmetrical peak shapes, along with increased peak heights, which allow for accurate integration and detection of trace analytes.



1. 1-Propionic acid
2. 1-Octene
3. n-Octane
4. 4-Picoline
5. n-Nonane
6. Trimethyl phosphate
7. 1,2-Pentanediol
8. n-Propylbenzene
9. 1-Heptanol
10. 3-Octanone
11. n-Decane

US EPA Method 8270 Short Mix

Column: DB-5ms Ultra Inert
122-5532UI
30 m x 0.25 mm, 0.25 µm

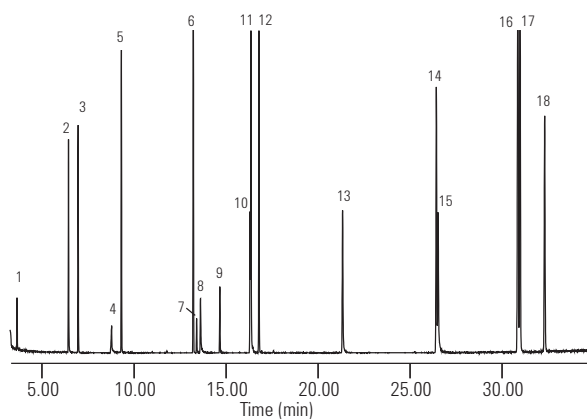
Carrier: Helium constant flow 30 cm/s

Oven: 40 °C (1 min) to 100 °C (15 °C/min),
10 °C to 210 °C (1 min),
5 °C/min to 310 °C (8 min)

Injection: Split/splitless; 260 °C, 53.7 mL/min
total flow, purge flow 50 mL/min on
at 0.5 min, gas saver flow 80 mL/min
on at 3.0 min

Detector: MSD source at 300 °C, quadrupole
at 180 °C, transfer line at 290 °C,
full scan m/z 50-550

Sample: 1.0 µL splitless injection,
5 ng each component on-column



1. N-nitrosodimethylamine
2. Aniline
3. 1,4 dichlorobenzene-D4
4. 1,4 dichlorobenzene
5. Naphthalene-D8
6. Acenaphthene-D10
7. 2,4-dinitrophenol
8. 4-nitrophenol
9. 2-methyl-4,6-dinitrophenol
10. Pentachlorophenol
11. 4-aminobiphenyl
12. Phenanthrene-D10
13. Benzidine
14. Chrysene-D12
15. 3,3'-dichlorobenzidine
16. Benzo [b] fluoranthene
17. Benzo [k] fluoranthene
18. Perylene-D12

Suggested Supplies

Liner: Direct connect, dual taper,
deactivated, 4 mm id, G1544-80700

Syringe: Autosampler syringe, 0.5 µL, 23g,
cone, 5188-5246

Semivolatile analysis using methods similar to US EPA Method 8270 is becoming increasingly important in environmental laboratories worldwide. Acidic compounds such as benzoic acid or 2,4-dinitrophenol – along with strong bases such as pyridine or benzidine – are examples of active species found in the semivolatile sample set. This DB-5ms Ultra Inert column demonstrates excellent inertness performance for these difficult analytes.

US EPA Method 551.1

Column A: HP-1ms Ultra Inert
19091S-733UI
30 m x 0.25 mm, 1.00 µm

Column B: DB-1301
122-1333
30 m x 0.25 mm, 1.00 µm

Instrument: Agilent 7890A GC

Sampler: Agilent 7683B, 5.0 µL syringe
(Agilent p/n 5181-1273)
0.5 µL splitless injection

Carrier: Helium 25 cm/s, constant flow

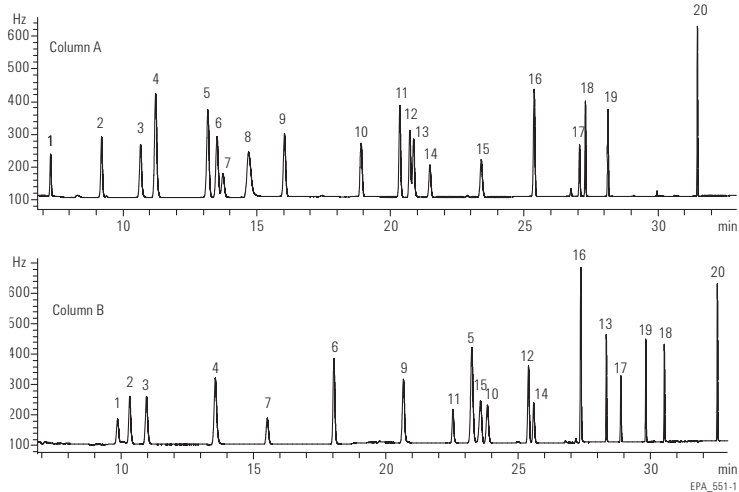
Inlet: Splitless; 200 °C, purge flow
20 mL/min at 0.25 min

Retention Gap: 1 m, 0.32 mm id deactivated fused
silica high-temperature tubing
(Agilent p/n 160-2855-5)

Oven: 33 °C (14 min) to 60 °C (5 °C/min),
hold 5 min, 15 °C/min to 275 °C,
hold 20 min

Detector: Dual G2397A µECD; 300 °C, const
col + makeup (N₂) = 30 mL/min

- | | |
|-----------------------------|---------------------------------|
| 1. Chloroform | 11. Chloropicrin |
| 2. 1,1,1-Trichloroethane | 12. Dibromochloromethane |
| 3. Carbon tetrachloride | 13. Bromochloroacetonitrile |
| 4. Trichloroacetonitrile | 14. 1,2-Dibromoethane |
| 5. Dichloroacetonitrile | 15. Tetrachloroethylene |
| 6. Bromodichloromethane | 16. 1,1,1-Trichloro-2-propanone |
| 7. Trichloroethylene | 17. Bromoform |
| 8. Chloral hydrate | 18. Dibromoacetonitrile |
| 9. 1,1-Dichloro-2-propanone | 19. 1,2,3-Trichloropropane |
| 10. 1,1,2-Trichloroethane | 20. 1,2-Dibromo-3-chloropropane |



Suggested Supplies

Septum: 11 mm Advanced Green septa,
5183-4759

Liner: Direct connect, dual taper,
deactivated, 4 mm id, G1544-80700


Syringe: 5 µL tapered, FN 23-26s/42/HP,
5181-1273

This application successfully demonstrates the use of the HP-1ms Ultra Inert column for primary analysis of EPA 551.1 chlorinated solvents, trihalomethanes and disinfection by-products. The excellent peak shape of the chloral hydrate and resolution between bromodichloromethane and trichloroethylene emphasize the high column inertness of the HP-1ms Ultra Inert column, making it an excellent choice for EPA Method 551.1 analysis.



Tips & Tools

Learn more about the Agilent 7890A GC System at
www.agilent.com/chem/7890A



15+1 EU Priority PAHs

Resolution of Critical Pairs on an Agilent J&W DB-EUPAH Column

Column: DB-EUPAH
121-9627
20 m x 0.18 mm, 0.14 µm

Instrument: Agilent 6890N/5975B MSD

Sampler: Agilent 7683B, 5.0 µL syringe, 0.5 µL splitless injection, injection speed 75 µL/min

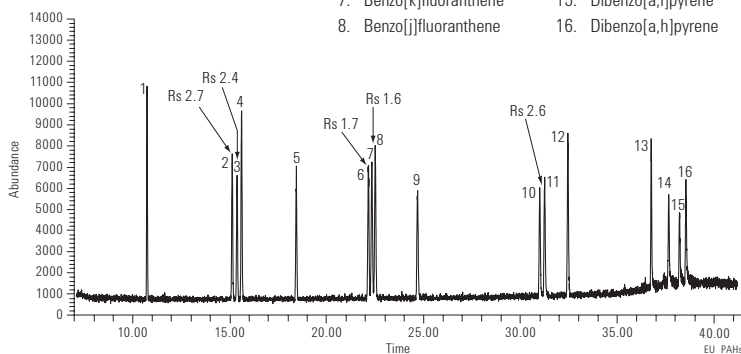
Carrier: Helium, ramped flow 1.0 mL/min (0.2 min), 5 mL/min² to 1.7 mL/min

Inlet: 325 °C splitless, purge flow 60 mL/min at 0.8 min

Oven: 45 °C (0.8 min) to 200 °C (45 °C/min), 2.5 °C/min to 225 °C, 3 °C/min to 266 °C, 5 °C/min to 300 °C, 10 °C/min to 320 °C (4.5 min)

Detector: MSD source at 300 °C, quadrupole at 180 °C, transfer line at 330 °C, scan range 50-550 AMU

- | | |
|--------------------------|----------------------------|
| 1. Benzo[c]fluorene | 9. Benz[a]pyrene |
| 2. Benz[a]anthracene | 10. Indeno[1,2,3-cd]pyrene |
| 3. Cyclopenta[c,d]pyrene | 11. Dibenzo[a,h]anthracene |
| 4. Chrysene | 12. Benzo[g,h,i]perylene |
| 5. 5-Methylchrysene | 13. Dibenzo[a,l]pyrene |
| 6. Benzo[b]fluoranthene | 14. Dibenzo[a,e]pyrene |
| 7. Benzo[k]fluoranthene | 15. Dibenzo[a,i]pyrene |
| 8. Benzo[j]fluoranthene | 16. Dibenzo[a,h]pyrene |



All 15+1 EU regulated priority PAHs are well resolved with the DB-EUPAH column. Challenging benzo[b,k,j]fluoranthene isomers are baseline resolved, allowing for accurate quantitation of each isomer. In addition, baseline resolution is achieved for critical pairs benz[a]anthracene and cyclopenta[c,d]pyrene, cyclopenta[c,d]pyrene and chrysene, and indeno[1,2,3-cd]pyrene and dibenz[a,h]anthracene. This application demonstrates that the DB-EUPAH column can provide excellent sensitivity and selectivity for the analysis of EU regulated PAHs.


Suggested Supplies

Septum: 11 mm Advanced Green septa, 5183-4759
Liner: Direct connect, dual taper, deactivated, 4 mm id, G1544-80700
Syringe: 5 µL tapered, FN 23-26s/42/HP, 5181-1273



Tips & Tools

Agilent CrossLab GC supplies, including CrossLab Ultra Inert liners, perform seamlessly with a variety of instruments regardless of make or model, including Varian (now Bruker), PerkinElmer, Shimadzu, and Thermo Scientific GC systems. Learn more at www.agilent.com/chem/CrossLab



CLP Pesticide Analysis

Column: DB-XLB
121-1222
20 m x 0.18 mm, 0.18 µm

Carrier: H₂, constant flow, 77.3 cm/s at 120 °C

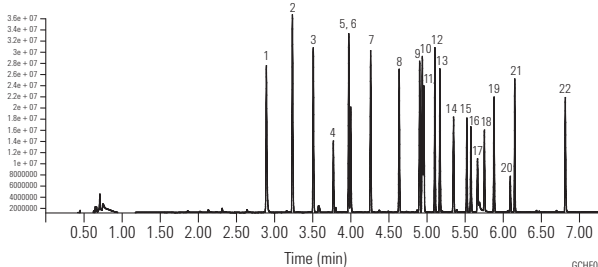
Oven: 120 °C for 0.49 min
120 °C to 160 °C at 59.4 °/min
160 °C to 260 °C at 23.7 °/min
260 °C to 300 °C (1.69 min) at 35.6 °/min

Injection: Pulsed splitless, 220 °C
Pulse pressure & time:
35 psi for 0.5 min flow
ramp at 6.25 min of 99 mL/min
2 to 3 mL/min
2 mm id liner

Detector: µ-ECD, 320 °C
Ar/CH₄ (P5) makeup gas at 60 mL/min

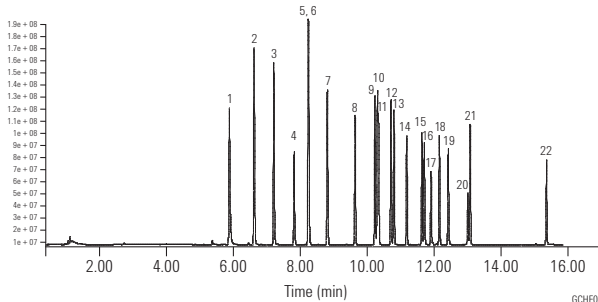
Sample: 0.5 µL, 50 ppb

**Faster Method
(using a High Efficiency GC column and H₂ carrier)**



1. Tetrachloro-m-xylene
2. α-BHC
3. γ-BHC
4. β-BHC
5. δ-BHC
6. Heptachlor
7. Aldrin
8. Heptachlor Epoxide
9. γ-Chlordane
10. α-Chlordane
11. Endosulfan I
12. 4,4' DDE
13. Dieldrin
14. Endrin
15. 4,4' DDD
16. Endosulfan II
17. 4,4' DDT
18. Endrin Aldehyde
19. Endosulfan Sulfate
20. Methoxychlor
21. Endrin Ketone
22. Decachlorobiphenyl

**Original Method
(using a 0.32 mm id column and Helium carrier)**



Column: DB-XLB
123-1232
30 m x 0.32 mm, 0.25 µm

Carrier: He, constant flow, 38 cm/s at 120 °C

Oven: 120 °C for 1.17 min
120 °C to 160 °C at 25 °/min
160 °C to 260 °C at 10 °/min
260 °C to 300 °C (4 min) at 15 °/min

Injection: Pulsed Splitless, 220 °C
Pulse pressure & time: 35 psi for 1.15 min

Detector: µ-ECD, 320 °C
Ar/CH₄ (P5) makeup gas at 60 mL/min

Sample: 2 µL, 50 ppb

Contract Laboratory Program (CLP) pesticide analysis on High Efficiency (0.18 mm id) GC columns. In this example, the analysis of 22 CLP pesticides were achieved in 16 minutes using the original method, whereas the improved method was completed in just under 7 minutes. That's a 56% faster sample run time.

Analysis of Semivolatiles

Column A: DB-5.625
122-5632
30 m x 0.25 mm, 0.50 μ m

Column B: DB-5.625
121-5622
20 m x 0.18 mm, 0.36 μ m

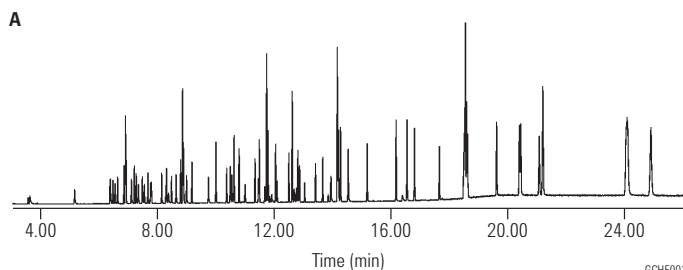
Carrier: He constant-flow mode, 1.1 mL/min

Oven: 40 °C (1 min), 25 °C/min to 320 °C
4.80 min hold

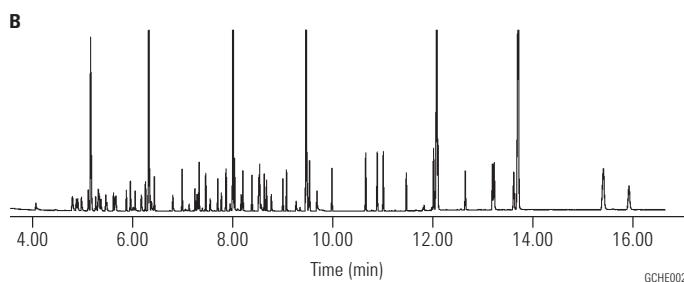
Injection: Splitless 0.5 μ L injected at 300 °C, QuickSwap pressure
5.0 psi during acquisition, 80.0 psi during backflush
with inlet set to 1.0 psi during backflush

Detector: Agilent 5975C Performance Turbo MSD equipped
with 6 mm large-aperture drawout lens,
P/N G2589-20045

Translating 0.25 mm id column method to 0.18 mm id format results
in 32% reduction in analysis time. Resolution of 77 peaks of interest
is also maintained for the faster 0.18 mm id separation.



U.S. EPA Method 8270, 5 ng/mL System Performance Check Compounds
Chromatogram using a DB-5.625, 30 m x 0.25 mm, 0.5 μ m




U.S. EPA Method 8270, 5 ng/mL System Performance Check Compounds
Chromatogram using a DB-5.625, 20 m x 0.18 mm, 0.36 μ m



Tips & Tools

Order your free GC troubleshooting
and GC column installation posters at
www.agilent.com/chem/GCposteroffer



Organochlorine Pesticides I EPA Method 8081A

Column: DB-35ms
122-3832
30 m x 0.25 mm, 0.25 µm

Carrier: Helium at 35 cm/sec, measured at 50 °C

Oven: 50 °C for 1 min
50-100 °C at 25 °/min
100-300 °C at 5 °/min
300 °C for 5 min

Injection: Splitless, 250 °C
30 sec purge activation time

Detector: MSD, 300 °C transfer line
Full scan at m/z 50-500

Sample: 1 µL of 35 µg/mL composite 8081A standards, AccuStandard Inc.

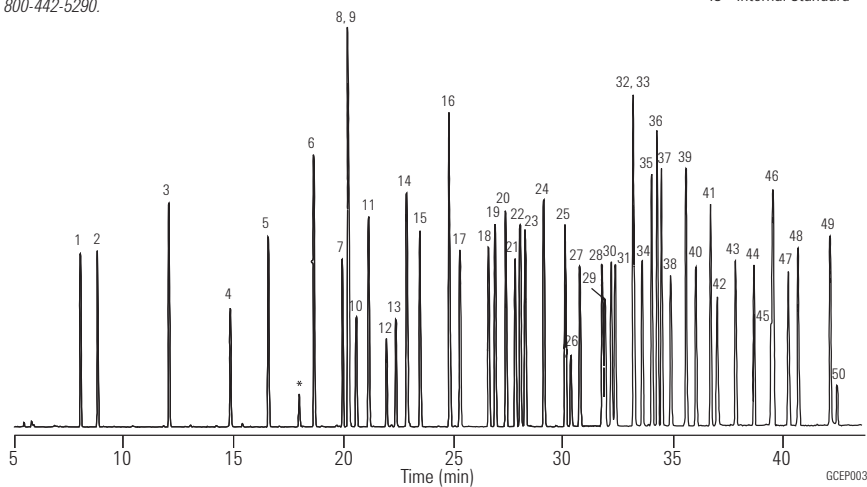
- | | |
|--|----------------------------|
| 1. 1,2-Dibromo-3-chloropropane | 26. Kelthane |
| 2. 4-Chloro-3-nitrobenzotrifluoride (SS) | 27. Heptachlor epoxide |
| 3. Hexachloropentadiene | 28. γ-Chlordane |
| 4. 1-Bromo-2-nitrobenzene (IS) | 29. trans-Nonachlor |
| 5. Terrazole | 30. α-Chlordane |
| 6. Chloroneb | 31. Endosulfan I |
| 7. Trifluralin | 32. Captan |
| 8. 2-Bromobiphenyl (SS) | 33. p,p'-DDE |
| 9. Tetrachloro m-xylene (SS) | 34. Dieldrin |
| 10. α, α-Dibromo-m-xylene | 35. Chlorobenzilate |
| 11. Propachlor | 36. Perthane |
| 12. Di-allate A | 37. Chloropropylate |
| 13. Di-allate B | 38. Endrin |
| 14. Hexachlorobenzene | 39. p,p'-DDD |
| 15. α-BHC | 40. Endosulfan II |
| 16. Pentachloronitrobenzene (IS) | 41. p,p'-DDT |
| 17. γ-BHC | 42. Endrin aldehyde |
| 18. β-BHC | 43. Endosulfan sulfate |
| 19. Heptachlor | 44. Dibutylchlorodate (SS) |
| 20. Alachlor | 45. Captafol |
| 21. δ-BHC | 46. Methoxychlor |
| 22. Chlorothalonil | 47. Endrin ketone |
| 23. Aldrin | 48. Mirex |
| 24. Dacthal | 49. cis-Permethrin |
| 25. Isodrin | 50. trans-Permethrin |

Suggested Supplies

- Septum: 11 mm Advanced Green septa, 5183-4759
Liner: Splitless, single taper, deactivated, 4 mm id, 5181-3316
Syringe: 10 µL tapered, FN 23-26s/42/HP, 5181-1267

Standards used were a composite of individual solutions supplied courtesy of AccuStandard Inc., 25 Science Park, New Haven, CT 06511, 800-442-5290.

* Breakdown Products
SS - Surrogate Standard
IS - Internal Standard



Organochlorine Pesticides II EPA Method 8081A

Column: DB-5ms
122-5532
30 m x 0.25 mm, 0.25 µm

Carrier: Helium at 35 cm/sec, measured at 50 °C

Oven: 50 °C for 1 min
50-100 °C at 25 °/min
100-300 °C at 5 °/min
300 °C for 5 min

Injection: Splitless, 250 °C
30 sec purge activation time

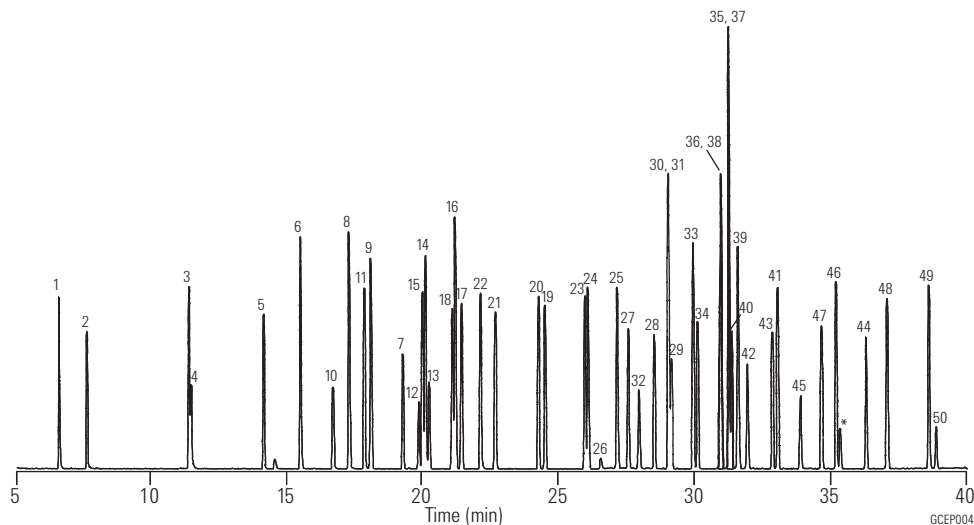
Detector: MSD, 300 °C transfer line
Full scan at m/z 50-500

Sample: 1 µL of 35 µg/mL composite 8081A standards, AccuStandard Inc.

Standards used were a composite of individual solutions supplied courtesy of AccuStandard Inc., 25 Science Park, New Haven, CT 06511, 800-442-5290.

- | | |
|--|-----------------------------|
| 1. 1,2-Dibromo-3-chloropropane | 26. Kelthane |
| 2. 4-Chloro-3-nitrobenzotrifluoride (SS) | 27. Heptachlor epoxide |
| 3. Hexachloropentadiene | 28. γ-Chlordane |
| 4. 1-Bromo-2-nitrobenzene (IS) | 29. trans-Nonachlor |
| 5. Terrazole | 30. α-Chlordane |
| 6. Chloroneb | 31. Endosulfan I |
| 7. Trifluralin | 32. Captan |
| 8. 2-Bromobiphenyl (SS) | 33. p,p'-DDE |
| 9. Tetrachloro m-xylene (SS) | 34. Dieldrin |
| 10. α, α-Dibromo-m-xylene | 35. Chlorobenzilate |
| 11. Propachlor | 36. Perthane |
| 12. Di-allate A | 37. Chloropropylate |
| 13. Di-allate B | 38. Endrin |
| 14. Hexachlorobenzene | 39. p,p'-DDD |
| 15. α-BHC | 40. Endosulfan II |
| 16. Pentachloronitrobenzene (IS) | 41. p,p'-DDT |
| 17. γ-BHC | 42. Endrin aldehyde |
| 18. β-BHC | 43. Endosulfan sulfate |
| 19. Heptachlor | 44. Dibutylchlorendate (SS) |
| 20. Alachlor | 45. Captafol |
| 21. δ-BHC | 46. Methoxychlor |
| 22. Chlorothalonil | 47. Endrin ketone |
| 23. Aldrin | 48. Mirex |
| 24. Dacthal | 49. cis-Permethrin |
| 25. Isodrin | 50. trans-Permethrin |

* Breakdown Products
SS - Surrogate Standard
IS - Internal Standard



Pesticides, EPA 508.1

Column: DB-35ms
123-3832
30 m x 0.32 mm, 0.25 µm

Column: DB-XLB
123-1236
30 m x 0.32 mm, 0.50 µm

Carrier: Helium at 45 cm/sec
 (EPC in constant flow mode)

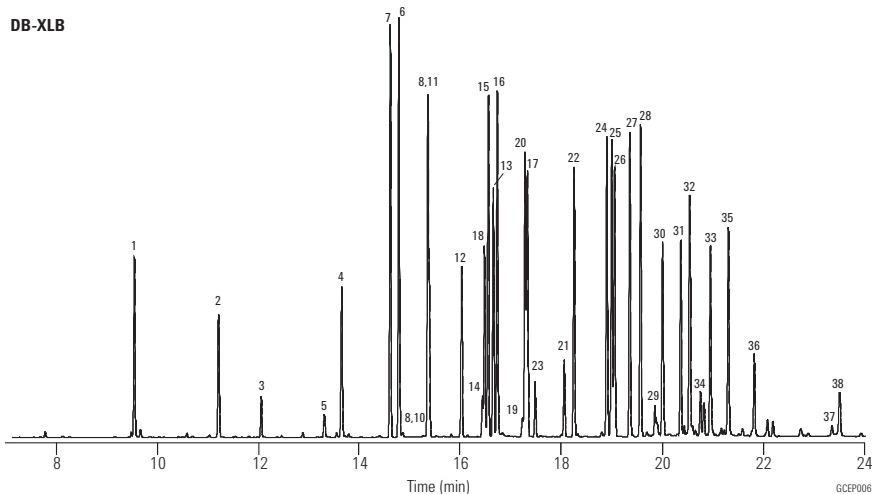
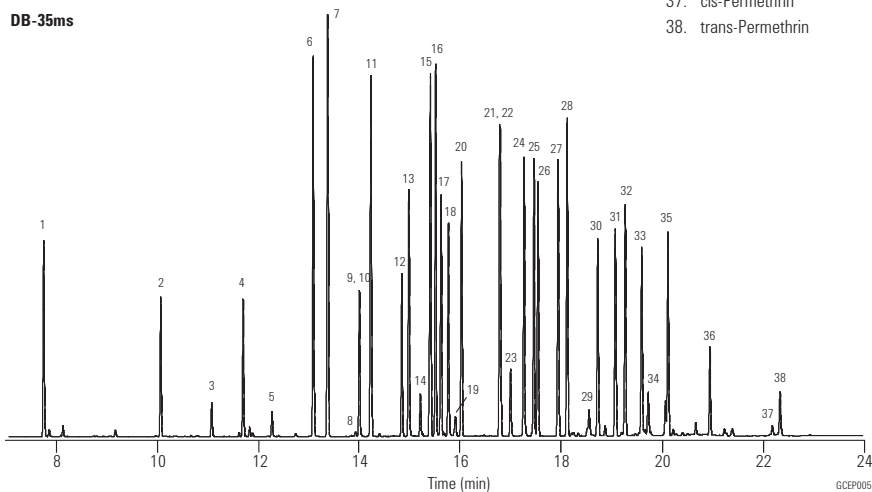
Oven: 75 °C for 0.5 min
 75-300 °C at 10 °C/min
 300 °C for 2 min

Injection: Splitless, 250 °C
 30 sec purge activation time

Detector: µECD, 350 °C
 Nitrogen makeup gas
 (column + makeup flow =
 30 mL/min constant flow)

Sample: 50 pg per component

- | | | |
|------------------------------|--------------------------|------------------------|
| 1. Hexachlorocyclopentadiene | 13. Heptachlor | 25. α-Chlordane |
| 2. Etridiazole | 14. Alachlor | 26. Endosulfan I |
| 3. Chloroneb | 15. δ-BHC | 27. 4,4'-DDE |
| 4. Trifluralin | 16. Chlorothalonil | 28. Dieldrin |
| 5. Propachlor | 17. Aldrin | 29. Chlorobenzilate |
| 6. Hexachlorobezene | 18. Metribuzin | 30. Endrin |
| 7. α-BHC | 19. Metolachlor | 31. 4,4'-DDD |
| 8. Atrazine | 20. DCPA | 32. Endosulfan II |
| 9. Pentachloronitrobenzene | 21. 4,4'-Dibromobiphenyl | 33. 4,4'-DDT |
| 10. Simazine | 22. Heptachlor epoxide | 34. Endrin aldehyde |
| 11. γ-BHC | 23. Cyanazine | 35. Endosulfan sulfate |
| 12. β-BHC | 24. γ-Chlordane | 36. Methoxychlor |
| | | 37. cis-Permethrin |
| | | 38. trans-Permethrin |



Suggested Supplies

Septum: 11 mm Advanced Green septa,
 5183-4759

Liner: Direct connect, single taper,
 deactivated, 4 mm id,
 G1544-80730

Syringe: 10 µL tapered, FN 23-26s/42/HP,
 5181-1267

Phenoxy Acid Herbicides – Methyl Derivatives, EPA 8151A

Column: DB-35ms
123-3832
30 m x 0.32 mm, 0.25 µm

Carrier: Helium at 45 cm/sec (EPC in constant flow mode)

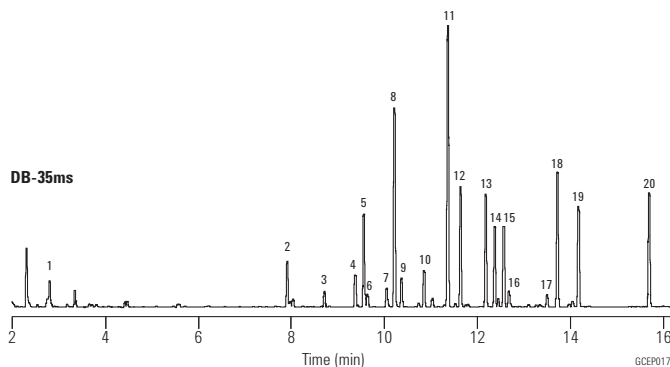
Oven: 50 °C for 0.5 min
50-100 °C at 25 °C/min
100-320 °C at 12 °C/min
320 °C for 2 min

Injection: Splitless, 250 °C
30 sec purge activation time

Detector: µECD, 350 °C
Nitrogen makeup gas
(column + makeup flow = 30 mL/min constant flow)

Sample: 50 pg per component

- | | |
|--|-----------------------|
| 1. Dalapon | 11. Pentachlorophenol |
| 2. 3,5-Dichlorobenzoic acid | 12. 2,4,5-T,P |
| 3. 4-Nitrophenol | 13. 2,4,5-T |
| 4. Methyl-2,4-dichlorophenylacetate (SS) | 14. Chloramben |
| 5. Dicamba | 15. Dinoseb |
| 6. MCPP | 16. 2,4-DB |
| 7. MCPA | 17. Bentazone |
| 8. 4,4'-Dibromooctafluorobiphenyl (IS) | 18. DCPA |
| 9. Dichloroprop | 19. Picloram |
| 10. 2,4-D | 20. Acifluorfen |



Suggested Supplies

Septum: 11 mm Advanced Green septa, 5183-4759

Liner: Splitless, single taper, deactivated, 4 mm id, 5181-3316

Syringe: 10 µL tapered, FN 23-26s/42/HP, 5181-1267

Herbicides I

Column: DB-XLB
122-1232
30 m x 0.25 mm, 0.25 µm

Carrier: Helium at 32 cm/sec, measured at 50 °C

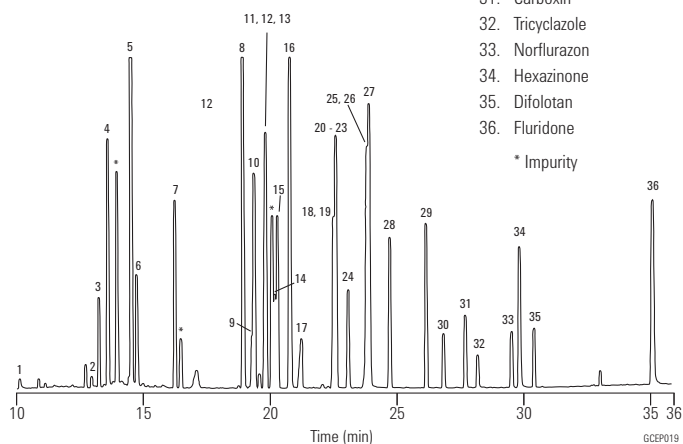
Oven: 50 °C for 1 min
50-180 °C at 10 °/min
180-230 °C at 5 °/min
230-320 °C at 10 °/min
320 °C for 2 min

Injection: Splitless, 250 °C
30 sec purge activation time

Detector: MSD, 300 °C transfer line
Full scan 50-400

Sample: 2 µL x 10-50 ng/µL solution
in acetone

- | | | |
|----------------|-------------------|-----------------|
| 1. Monuron | 11. Atrazine | 21. Prometryne |
| 2. Diuron | 12. Propazine | 22. Simetryn |
| 3. EPTC | 13. Simazine | 23. Metribuzin |
| 4. Dichlobenil | 14. Terbutylazine | 24. Terbutryn |
| 5. Vernolate | 15. Pronamide | 25. Metolachlor |
| 6. Pebulate | 16. Secbumeton | 26. Bromacil |
| 7. Molinate | 17. Terbacil | 27. Dacthal |
| 8. Sulfallate | 18. Alachlor | 28. Diphenamid |
| 9. Atraton | 19. Propanil | 29. Butachlor |
| 10. Prometon | 20. Ametryn | 30. Napropamide |



Suggested Supplies

Septum: 11 mm Advanced Green septa, 5183-4759

Liner: Splitless, single taper, deactivated, 4 mm id, 5181-3316

Syringe: 10 µL tapered, FN 23-26s/42/HP, 5181-1267

PBDEs by ECD

Column: DB-XLB
15 m x 0.18 mm, 0.07 µm
Agilent Technologies custom column

Carrier: Hydrogen at 72 cm/sec at 100 °C (4.0 mL/min),
 constant flow mode

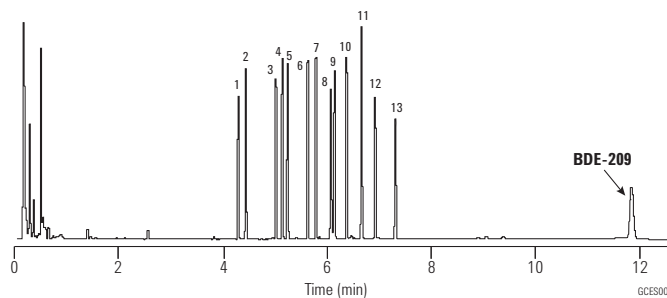
Oven: 100 °C for 0.5 min
 100 °C to 300 °C at 30 °C/min
 300 °C for 5 min

Injection: Split, 250 °C
 Split ratio 20:1

Detector: ECD, 300 °C
 Peak, Congener (2.5 mg/mL)

Sample: 1 µL

- | | |
|-----------------------------------|---|
| 1. 2,2',4-TriBDE (BDE-17) | 8. 2,2',3,4,4'-PentaBDE (BDE-85) |
| 2. 2,4,4'-TriBDE (BDE-28) | 9. 2,2',4,4',5,6'-HexaBDE (BDE-154) |
| 3. 2,3',4',6-Tetra-BDE (BDE-71) | 10. 2,2',4,4',5,5'-HexaBDE (BDE-153) |
| 4. 2,2',4,4'-Tetra-BDE (BDE-47) | 11. 2,2',3,4,4',5'-HexaBDE (BDE-138) |
| 5. 2,3',4,4'-TetraBDE (BDE-66) | 12. 2,2',3,4,4',5',6-HeptaBDE (BDE-183) |
| 6. 2,2',4,4',6-PentaBDE (BDE-100) | 13. 2,3,3',4,4',5,6-HeptaBDE (BDE-190) |
| 7. 2,2',4,4',5-PentaBDE (BDE-99) | 14. DecaBDE (BDE-209) (12.5 mg/mL) |



Special thanks to AccuStandard, Inc. of New Haven, CT, for PBDE standards.

Aroclors 1016-1268 (without 1221)

Column: DB-XLB
121-1232
30 m x 0.18 mm, 0.18 µm

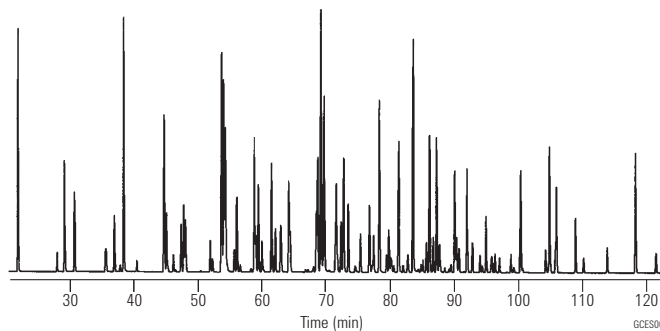
Carrier: Helium at 37 cm/sec, measured at 150 °C

Oven: 100 °C for 1 min
 100-265 °C at 1.2 °/min

Injection: Hot on-column, 250 °C

Detector: MSD, 340 °C transfer line, SIM

Sample: 1 µL in isoctane, 12.5 ppm

**Suggested Supplies**

Septum: 11 mm Advanced Green septa, 5183-4759

Liner: Direct connect, single taper, deactivated, 4 mm id,
 G1544-80730

Syringe: 10 µL tapered, FN 23-26s/42/HP, 5181-1267

PBDEs

Column: DB-XLB
122-1231
30 m x 0.25 mm, 0.10 µm

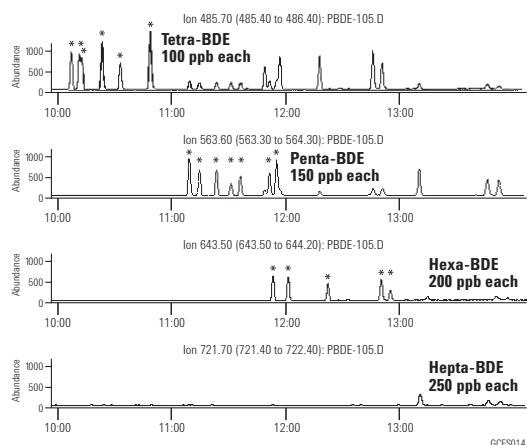
Carrier: Helium at 38 cm/sec at 100 °C (1.2 mL/min), constant flow mode

Oven: 100 °C for 1 min; 100 °C to 340 °C at 20 °C/min, 340 °C for 12 min

Injection: Cool on-column, oven-track mode

Detector: Agilent 5973 MSD, 325 °C transfer line, EI SIM (ions monitored: 231.8, 248.0, 327.9, 398.6, 400.5, 405.8, 845.7, 563.6, 643.5, 721.4, 799.3)

Sample: 0.5 µL



For a complete Application Note, visit www.agilent.com/chem, select "Online Literature" from the Literature Library and type 5989-0094EN into the "Keyword" field.

Large Mix 5 ng Column AccuStandard 8720 Mixes 1, 2, 3, 4a, 5 & 6 (93 compounds)

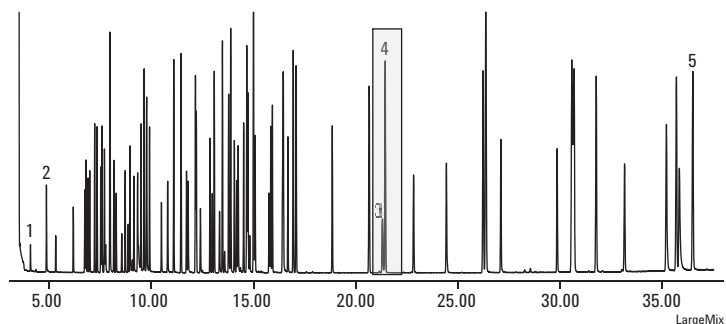
Column: DB-5MS Ultra Inert
122-5532UI
30 m x 0.25 mm, 0.25 µm

Oven: 40 °C (1 min) to 100 °C (15 °C/min), 10 °C/min to 210 °C (1 min), 5 °C/min to 310 °C (8 min)

Injection: Splitless @ 260 °C, purge flow 50 mL/min at 0.5 min, gas saver 80 mL/min on at 1 min

Detector: MSD; Transfer line 290 °C, Source 300 °C, Quad 180 °C

1. n-Nitrosodimethylamine
2. 2-methyl pyridine
3. Benzidine
4. Flouranthene
5. Benzo (g,h,i) perylene



EPA Method 525.2

Column: DB-5ms
122-5532
30 m x 0.25 mm, 0.25 µm

Carrier: Helium at 32 cm/sec, measured at 45 °C, constant flow mode

Oven: 45 °C for 1 min 180-240 °C at 7 °/min
45-130 °C at 30 °/min 240-325 °C at 12 °/min
130 °C for 3 min 325 °C for 5 min
130-180 °C at 12 °/min

Injection: Splitless, 300 °C
1.0 min purge activation time
Focus liner

Detector: MSD, 325 °C transfer line
Full scan m/z 45-450

Sample: Composite mixture of AccuStandard
Method 525.2 standards (M-525.2-SV-ASL,
M-525.2-FS-ASL, M-525.2-CP-ASL,
M-525.2-NP1-ASL, M-525.2-NP2-ASL):
target compounds at 2 ng/µL, IS/SS at 5 ng/µL

Suggested Supplies

Septum: 11 mm Advanced
Green septa,
5183-4759

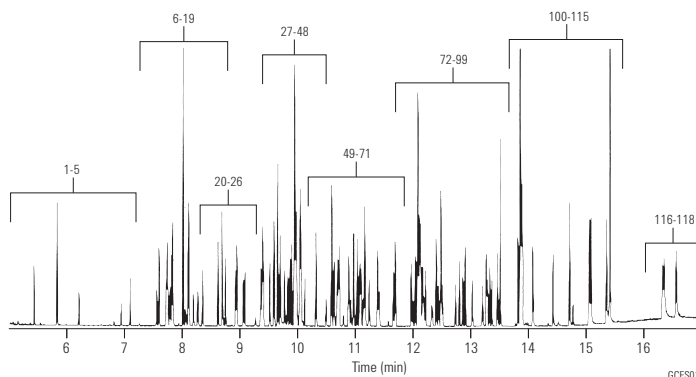
Liner: Direct connect,
single taper,
deactivated, 4 mm
id, G1544-80730

Syringe: 10 µL tapered,
FN 23-26s/42/HP,
5181-1267

Compound	RT	m/z
1. Isophorone	5.85	82
2. 1,3-Dimethyl-2-nitrobenzene (SS)	6.65	134
3. Dichlorvos	7.41	109
4. Hexachlorocyclo-pentadiene	8.87	237
5. EPTC	9.17	128
6. Mevinphos	10.09	127
7. Butylate	10.18	57/146
8. Vernolate	10.42	128
9. Dimethyl phthalate	10.45	163
10. Terrazole (Etridazole)	10.47	211/183
11. 2,6-Dinitrotoluene	10.56	165
12. Tillam (Pebulate)	10.61	128
13. Acenaphthylene	10.65	152
14. Acenaphthene-d10 (IS)	11	164
15. Chloroneb	11.17	191
16. 2-Chlorobiphenyl	11.19	188
17. Tebuthiuron	11.37	156
18. 2,4-Dinitrotoluene	11.51	165
19. Molinate	11.68	126
20. Diethyl phthalate	12.21	149
21. Fluorene	12.35	166
22. Propachlor	12.46	120
23. Ethoprop	12.82	158
24. Cycloate	12.86	83/154
25. Chlorpropham	13.08	127
26. Trifluralin	13.14	306
27. α-BHC	13.69	181
28. 2,3-Dichlorobiphenyl	13.74	222/152
29. Hexachlorobenzene	13.77	284
30. Gesatamine (Atraton)	13.99	196/169
31. Prometon	14.14	225/168
32. Atrazine	14.26	200/215
33. Simazine	14.27	201/186
34. β-BHC	14.28	181
35. Pentachlorophenol	14.35	266
36. Propazine	14.35	214/172
37. γ-BHC	14.52	181
38. Terbufos	14.62	57
39. Pronamide	14.69	173
40. Diazinon	14.76	137/179
41. Phenanthrene-d10 (IS)	14.85	188
42. Chlorothalonil	14.89	266
43. Phenanthrene	14.92	178
44. Terbacil	15.02	161
45. Methyl paraoxon	15.04	109
46. Disulfoton	15.05	88
47. Anthracene	15.06	178
48. δ-BHC	15.20	181
49. 2,4,5-Trichlorobiphenyl	15.59	256
50. Metribuzin	15.95	198

Compound	RT	m/z
51. Alachlor	16.14	160
52. Simetryn	16.23	213
53. Ametryn	16.33	227/170
54. Heptachlor	16.36	100
55. Prometryne	16.40	241/184
56. Prebane (Terbutryne)	16.72	226/185
57. Bromacil	16.79	205
58. Di-n-butyl phthalate	16.90	149
59. 2,2',4,4'-Tetrachlorobiphenyl	17.02	292
60. Metolachlor	17.11	162
61. Dursban (Chlorpyrifos)	17.15	197/97
62. Cyanazine	17.23	225/68
63. Dacthal (DCPA methyl ester)	17.27	301
64. Aldrin	17.29	66
65. Triadimefon	17.43	57
66. Diphenamid	17.73	72/167
67. MGK-264 (Isomer A)	17.78	164/66
68. MGK-264 (Isomer B)	18.11	164
69. Heptachlor epoxide	18.28	81
70. 2,2',3',4,6-Pentachlorobiphenyl	18.34	326
71. Merphos	18.36	209/153
72. γ-Chlordane	18.88	373
73. Tetrachlorvinphos (Stirifos)	18.95	109
74. Butachlor	19.03	176/160
75. Pyrene-d10 (SS)	19.13	212
76. Pyrene	19.18	202
77. α-Chlordane	19.21	375/373
78. Endosulfan I	19.22	195
79. trans-Nonachlor	19.28	409
80. Fenamiphos	19.33	303/154
81. Napropamide	19.39	72
82. Tricyclazole	19.61	189
83. p,p'-DDE	19.76	246
84. DEF	19.84	57/169

Compound	RT	m/z
85. 2,2',4,4',5,6'-Hexachlorobiphenyl	19.90	360
86. Dieldrin	19.92	79
87. Carboxin	19.97	143
88. Endrin	20.43	67/81
89. Chlorobenzilate	20.56	139
90. Endosulfan II	20.68	195
91. p,p'-DDD	20.77	235/165
92. Endrin aldehyde	21.01	67
93. Norflurazon	21.36	145
94. Benzyl butyl phthalate	21.49	149
95. Endosulfan sulfate	21.53	272
96. p,p'-DDT	21.61	235/165
97. Hexazinone	21.68	171
98. Bis(2-ethylhexyl) adipate	21.87	129
99. Triphenylphosphate (SS)	21.98	326/325
100. Endrin ketone (breakdown product)	22.52	67/317
101. 2,2',3,3',4,4',6-Heptachlorobiphenyl	22.59	394/396
102. Benz[a]anthracene	22.66	228
103. Chrysene-d12 (IS)	22.68	240
104. 2,2',3,3',4,5',6,6'-Octachlorobiphenyl	22.70	430/428
105. Methoxychlor	22.73	227
106. Chrysene	22.74	228
107. Bis(2-ethylhexyl) phthalate	23.10	149
108. Fenarimol	23.80	139
109. cis-Permethrin	24.38	183
110. trans-Permethrin	24.50	183
111. Benzo[b]fluoranthene	25.06	252
112. Benzo[k]fluoranthene	25.12	252
113. Fluridone	25.66	328
114. Benzo[a]pyrene	25.67	252
115. Perylene-d12 (SS)	25.78	264
116. Indeno[1,2,3-c,d]pyrene	27.63	276
117. Dibenzo[a,h]anthracene	27.69	278
118. Benzo[g,h,i]perylene	28.11	276



EPA Volatiles by GC/MS (Split Injector)

Column: DB-VRX
122-1564
60 m x 0.25 mm, 1.40 µm

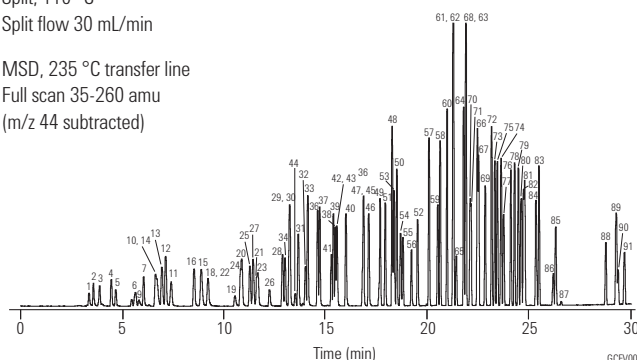
Carrier: Helium at 30 cm/sec, measured at 45 °C

Oven: 45 °C for 10 min
45-190 °C at 12 °/min
190 °C for 2 min
190-225 °C at 6 °/min
225 °C for 1 min

Sampler: Purge and trap (O.I.A. 4560)
Purge: Helium for 11 min at 40 mL/min
Trap: Tenax/Silica Gel/Carbosieve
Preheat: 175 °C
Desorb: 220 °C for 0.6 min

Injection: Split, 110 °C
Split flow 30 mL/min

Detector: MSD, 235 °C transfer line
Full scan 35-260 amu
(m/z 44 subtracted)



Suggested Supplies

Septum: 11 mm Advanced Green septa, 5183-4759
Liner: Direct, 1.5 mm id, 18740-80200
Seal: Gold plated seal kit, 5188-5367

Column: DB-624
122-1364
60 m x 0.25 mm, 1.40 µm

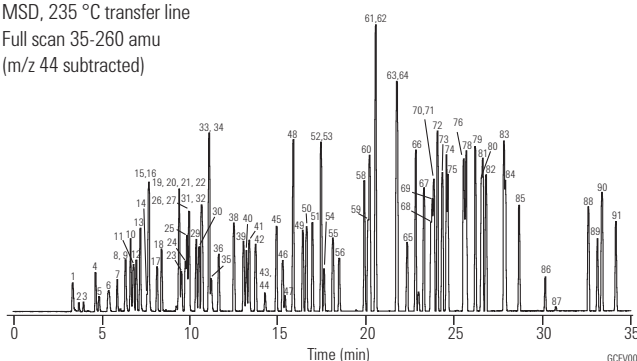
Carrier: Helium at 31 cm/sec, measured at 40 °C

Oven: 45 °C for 3 min
45-90 °C at 8 °/min
90 °C for 4 min
90-200 °C at 6 °/min
200 °C for 5 min

Sampler: Purge and trap (O.I.A. 4560)
Purge: Helium for 11 min at 40 mL/min
Trap: Tenax/Silica Gel/Carbosieve
Preheat: 175 °C
Desorb: 220 °C for 0.6 min

Injection: Split, 110 °C
Split flow 30 mL/min

Detector: MSD, 235 °C transfer line
Full scan 35-260 amu
(m/z 44 subtracted)



Suggested Supplies

Septum: 11 mm Advanced Green septa, 5183-4759
Liner: Direct, 1.5 mm id, 18740-80200
Seal: Gold plated seal kit, 5188-5367

1. Dichlorodifluoromethane	21. 2,2-Dichloropropane	41. Dibromomethane	61. m-Xylene	81. p-Isopropyltoluene
2. Chloromethane	22. Propionitrile	42. Bromodichloromethane	62. p-Xylene	82. 1,4-Dichlorobenzene
3. Vinyl chloride	23. Methyl acrylate	43. 2-Nitropropane	63. o-Xylene	83. n-Butylbenzene
4. Bromomethane	24. Methacrylonitrile	44. Chloroacetonitrile	64. Styrene	84. 1,2-Dichlorobenzene
5. Chloroethane	25. Bromochloromethane	45. cis-1,3-Dichloropropene	65. Bromoform	85. Hexachloroethane
6. Trichlorofluoromethane	26. Tetrahydrofuran	46. 4-Methyl-2-pentanone	66. Isopropylbenzene	86. 1,2-Dibromo-3-chloropropane
7. Diethyl ether	27. Chloroform	47. 1,1-Dichloro-2-propanone	67. 4-Bromofluorobenzene (SS)	87. Nitrobenzene
8. 1,1-Dichloroethene	28. Pentafluorobenzene (IS)	48. Toluene	68. 1,1,2,2-Tetrachloroethane	88. 1,2,4-Trichlorobenzene
9. Acetone	29. 1,1,1-Trichloroethane	49. trans-1,3-Dichloropropene	69. Bromobenzene	89. Hexachlorobutadiene
10. Iodomethane	30. 1-Chlorobutane	50. Ethyl methacrylate	70. 1,2,3-Trichloropropane	90. Naphthalene
11. Carbon disulfide	31. 1,1-Dichloropropene	51. 1,1,2-Trichloroethane	71. trans-1,4-Dichloro-2-butene	91. 1,2,3-Trichlorobenzene
12. Allyl chloride	32. Carbon tetrachloride	52. Tetrachloroethene	72. n-Propylbenzene	
13. Methylene chloride	33. Benzene	53. 1,3-Dichloropropane	73. 2-Chlorotoluene	IS - Internal Standard
14. Acrylonitrile	34. 1,2-Dichloroethane	54. 2-Hexanone	74. 1,3,5-Trimethylbenzene	SS - Surrogate Standard
15. Methyl-tert-butyl ether	35. 2,2-Dimethylhexane	55. Dibromochloromethane	75. 4-Chlorotoluene	Note: Some compounds not present in both chromatograms
16. trans-1,2-Dichloroethene	36. Fluorobenzene (IS)	56. 1,2-Dibromoethane	76. tert-Butylbenzene	
17. Hexane	37. 1,4-Difluorobenzene (IS)	57. 1-Chloro-3-fluorobenzene (IS)	77. Pentachloroethane	
18. 1,1-Dichloroethane	38. Trichloroethene	58. Chlorobenzene	78. 1,2,4-Trimethylbenzene	
19. 2-Butanone	39. 1,2-Dichloropropane	59. 1,1,1,2-Tetrachloroethane	79. sec-Butylbenzene	
20. cis-1,2-Dichloroethane	40. Methyl methacrylate	60. Ethylbenzene	80. 1,3-Dichlorobenzene	

High Speed VOC, EPA Method 8260

Column: DB-VRX
121-1524
20 m x 0.18 mm, 1.00 µm

Carrier: Helium at 55 cm/sec (1.5 mL/min)

Oven: 45 °C for 3.0 min
45-190 °C at 36 °C/min
190-225 °C at 20 °C/min
225 °C for 0.5 min

Sampler: Purge and trap (Tekmar 3100)
Purge: 11 min
Trap: Vocab 3000
Preheat: 245 °C
Desorb: 250 °C for 1 min
Bake: 260 °C for 10 min
Line & valve: 100 °C

Injection: Split, 150 °C
Split ratio 60:1

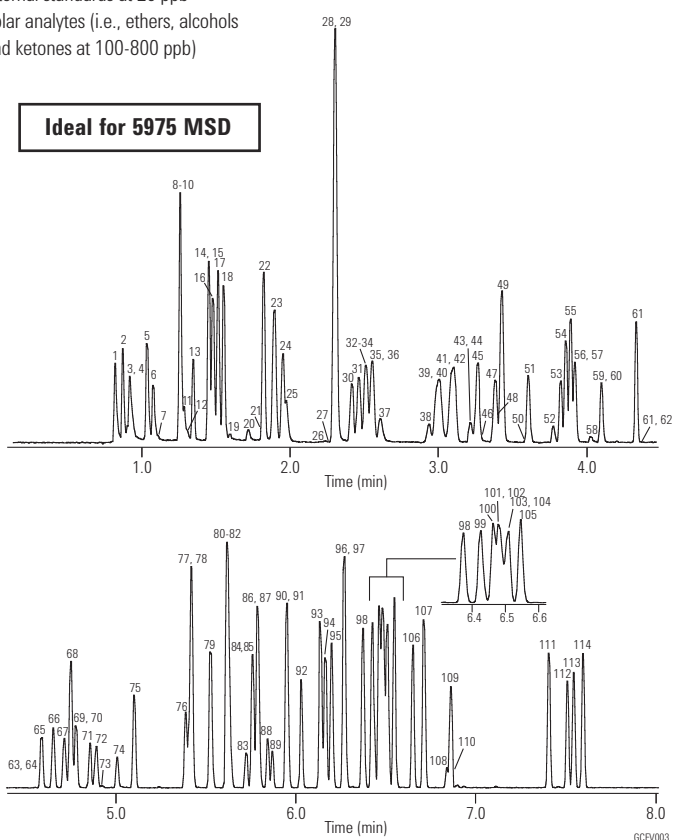
Detector: Agilent 5975 MSD,
Scan range: 35-260 amu
Scan rate: 3.25 scans/sec
Quad temperature: 150 °C
Source temperature: 200 °C
Transfer line temp: 200 °C

Sample: 5 mL
• Halogenated and aromatic analytes at 40 ppb
• Internal standards at 20 ppb
• Polar analytes (i.e., ethers, alcohols and ketones at 100-800 ppb)

Suggested Supplies

Septum: 11 mm Advanced Green septa, 5183-4759
Liner: Direct, 1.5 mm id, 18740-80200
Seal: Gold plated seal, 18740-20885

- | | |
|-------------------------------|-------------------------------|
| 1. Dichlorodifluoromethane | 43. Crotonaldehyde |
| 2. Chloromethane | 44. 2-Chloroethanol |
| 3. Hydroxypropionitrile | 45. 1,1-Dichloropropene |
| 4. Vinyl chloride | 46. 1-Butanol |
| 5. Bromomethane | 47. Carbon tetrachloride |
| 6. Chloroethane | 48. Chloroacetonitrile |
| 7. Ethanol | 49. Benzene |
| 8. Acetonitrile | 50. tert-Amylmethyl ether |
| 9. Acrolein | 51. Fluorobenzene (IS) |
| 10. Trichlorofluoromethane | 52. 2-Pentanone |
| 11. Isopropyl alcohol | 53. Dibromomethane |
| 12. Acetone | 54. 1,2-Dichloropropane |
| 13. Ethyl ether | 55. Trichloroethene |
| 14. 1,1-Dichloroethene | 56. Bromodichloromethane |
| 15. tert-Butyl alcohol | 57. 2-Nitropropane |
| 16. Acrylonitrile | 58. 1,4-Dioxane |
| 17. Methylene chloride | 59. Epichlorohydrin |
| 18. Allyl chloride | 60. Methyl methacrylate |
| 19. Allyl alcohol | 61. cis-1,3-Dichloropropene |
| 20. 1-Propanol | 62. Propiolactone |
| 21. Propargyl alcohol | 63. Bromoacetone |
| 22. trans-1,2-Dichloroethene | 64. Pyridine |
| 23. MTBE | 65. trans-1,3-Dichloropropene |
| 24. 1,1-Dichloroethane | 66. 1,1,2-Trichloroethane |
| 25. Propionitrile | 67. Toluene-d8 (IS) |
| 26. 2-Butanone | 68. Toluene |
| 27. Diisopropyl ether | 69. 1,3-Dichloropropane |
| 28. cis-1,2-Dichloroethene | 70. Paraldehyde |
| 29. Methacrylonitrile | 71. Ethyl methacrylate |
| 30. Bromochloromethane | 72. Dibromochloromethane |
| 31. Chloroform | 73. 3-Chloropropionitrile |
| 32. 2,2-Dichloropropane | 74. 1,2-Dibromoethane |
| 33. Ethyl acetate | 75. Tetrachloroethene |
| 34. Ethyl-tert-butyl ether | 76. 1,1,1,2-Tetrachloroethane |
| 35. Methyl acrylate | 77. 1-Chlorohexane |
| 36. Dibromofluoromethane (IS) | 78. Chlorobenzene |
| 37. Isobutanol | 79. Ethylbenzene |
| 38. Dichloroethane-d4 (IS) | 80. Bromoform |
| 39. Pentafluorobenzene | 81. m-Xylene |
| 40. 1,2-Dichloroethane | 82. p-Xylene |
| 41. 1,1,1-Trichloroethane | 83. trans-Dichlorobutene |
| 42. 1-Chlorobutane | 84. 1,3-Dichloro-2-propanol |



- | | |
|-------------------------------|----------------------------------|
| 85. Styrene | 100. sec-Butylbenzene |
| 86. 1,1,2,2-Tetrachloroethane | 101. 1,3-Dichlorobenzene |
| 87. o-Xylene | 102. Benzylchloride |
| 88. 1,2,3-Trichloropropane | 103. 1,4-Dichlorobenzene-d4 (IS) |
| 89. cis-Dichlorobutene | 104. 1,4-Dichlorobenzene |
| 90. 4-Bromofluorobenzene (IS) | 105. Isopropyltoluene |
| 91. Isopropylbenzene | 106. 1,2-Dichlorobenzene |
| 92. Bromobenzene | 107. Butylbenzene |
| 93. Propylbenzene | 108. 1,2-Dibromo-3-chloropropane |
| 94. 2-Chlorotoluene | 109. Hexachloroethane |
| 95. 4-Chlorotoluene | 110. Nitrobenzene |
| 96. 1,3,5-Trimethylbenzene | 111. 1,2,4-Trichlorobenzene |
| 97. Pentachloroethane | 112. Naphthalene |
| 98. tert-Butylbenzene | 113. Hexachlorobutadiene |
| 99. 1,2,4-Trimethylbenzene | 114. 1,2,3-Trichlorobenzene |

EPA Air Analysis Method TO-15 (1 ppbV Standard)

Column: DB-5ms
123-5563
60 m x 0.32 mm, 1.00 µm

Carrier: Helium, 1.5 mL/min

Oven: 35 °C for 5 min
35-140 °C at 6 °C/min
140-220 °C at 15 °C/min
220 °C for 3 min

Sampler: Entech 7100 cryogenic
sample preconcentrator

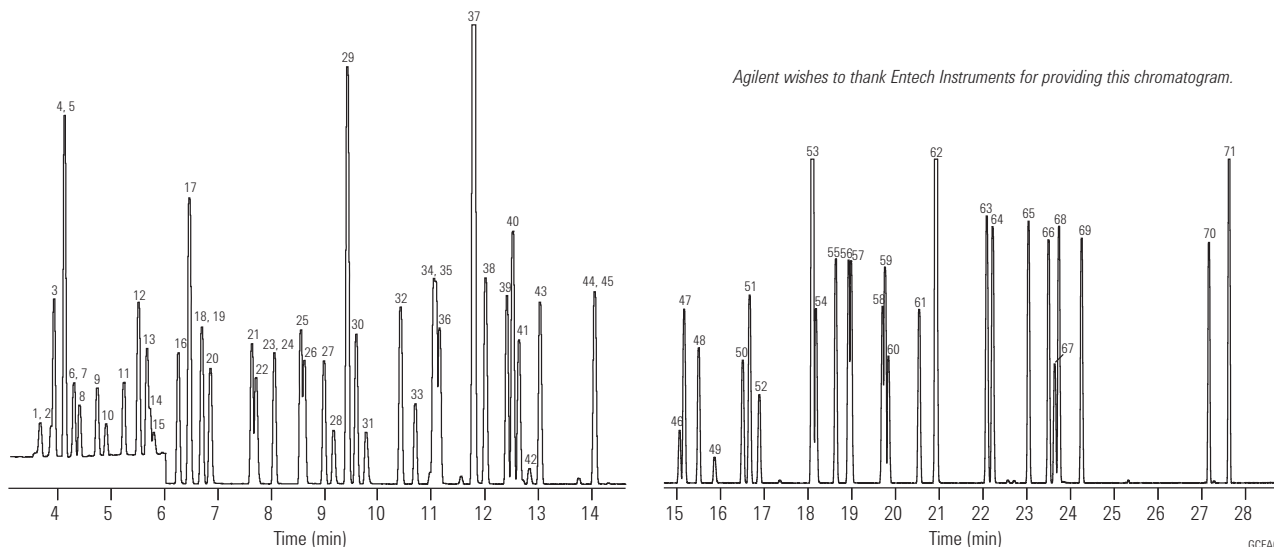
Detector: GC/MS 6890/5973N
Scan 29-180 amu 0-6 min
33-280 amu 6-30 min
Electron Impact 70 eV

Sample: 400 mL sample load,
All compounds at 10 ppbV except
Formaldehyde (50 ppbV),
Acetaldehyde (20 ppbV),
Propanol (20 ppbV),
Acetone (30 ppbV),
2-Butanone (30 ppbV)

Suggested Supplies

Septum: 11 mm Advanced Green septa, 5183-4759
Liner: Direct, 1.5 mm id, 18740-80200
Seal: Gold plated seal, 18740-20885

	Quantitation Ion		Quantitation Ion		Quantitation Ion
1. Formaldehyde	30	26. n-Hexane	57	51. Tetrachloroethene	166
2. Propene	41	27. cis-1,2-Dichloroethene	96	52. 1,2-Dibromoethane	107
3. Dichlorodifluoromethane	85	28. Ethyl acetate	43	53. Chlorobenzene-d5 (IS)	117
4. Chloromethane	50	29. Bromochloromethane (IS)	128	54. Chlorobenzene	112
5. Dichlorotetrafluoroethane	85	30. Chloroform	83	55. Ethylbenzene	91
6. Acetaldehyde	29	31. Tetrahydrofuran	42	56. m-Xylene	91
7. Vinyl chloride	62	32. 1,1,1-Trichloroethane	97	57. p-Xylene	91
8. 1,3-Butadiene	39	33. 1,2-Dichloroethane	62	58. Styrene	104
9. Bromomethane	94	34. Benzene	78	59. o-Xylene	91
10. Chloroethane	64	35. Carbon tetrachloride	117	60. Bromoform	173
11. Bromoethene	106	36. Cyclohexane	56	61. 1,1,2,2-Tetrachloroethane	83
12. Trichlorofluoromethane	101	37. 1,4-Difluorobenzene (IS)	114	62. 4-Bromofluorobenzene	95
13. Acetone	58	38. 2,2,4-Trimethylpentane (Isooctane)	57	63. 4-Ethyltoluene	105
14. Propanal	29	39. n-Heptane	41	64. 1,3,5-Trimethylbenzene	105
15. Isopropyl alcohol	45	40. Trichloroethene	130	65. 1,2,4-Trimethylbenzene	105
16. 1,1-Dichloroethene	61	41. 1,2-Dichloropropane	63	66. 1,3-Dichlorobenzene	146
17. 1,1,2-Trichloro-1,2,2-trifluoroethane	101	42. 1,4-Dioxane	88	67. Benzyl chloride	91
18. Methylene chloride	49	43. Bromodichloromethane	83	68. 1,4-Dichlorobenzene	146
19. 3-Chloro-1-propene (Allyl chloride)	76	44. 4-Methyl-2-pentanone (MIBK)	43	69. 1,2-Dichlorobenzene	146
20. Carbon disulfide	76	45. cis-1,3-Dichloropropene	75	70. 1,2,4-Trichlorobenzene	180
21. trans-1,2-Dichloroethene	96	46. trans-1,3-Dichloropropene	75	71. Hexachlorobutadiene	225
22. tert-Butyl methyl ether (MTBE)	73	47. Toluene	91		
23. 1,1-Dichloroethane	63	48. 1,1,2-Trichloroethane	97		
24. Vinyl acetate	43	49. 2-Hexanone	43		
25. 2-Butanone (MEK)	72	50. Dibromochloromethane	129		



Agilent wishes to thank Entech Instruments for providing this chromatogram.

GCEA002

C₁ and C₂ Halocarbons (Freons)

Column: GS-GasPro
113-4362
60 m x 0.32 mm,

Carrier: Helium at 35 cm/sec, constant velocity

Oven: 40 °C for 2 min,
40-120 °C at 10 °/min
120 °C for 3 min
120-200 °C at 10 °/min

Injection: Splitless, 250 °C
0.20 min purge activation time

Detector: MSD, 280 °C,
full scan 45-180 amu

Sample: 1.0 µL of 100 ppm mixture
of AccuStandard M-REF &
M-REF-X in methanol

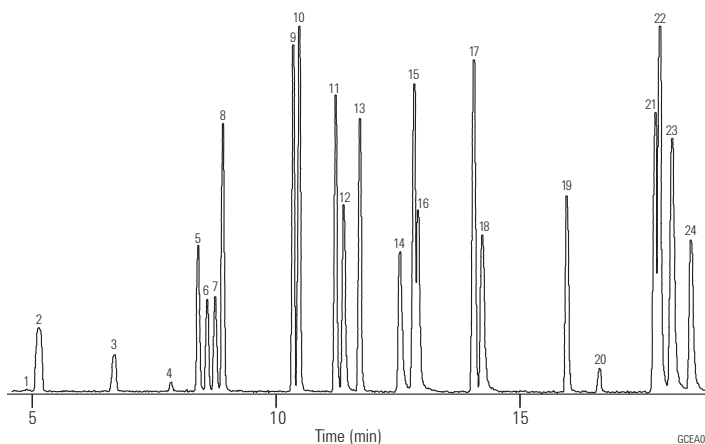
Freon #

- | | |
|--|-------|
| 1. Chlorotrifluoromethane* | 13 |
| 2. Trifluoromethane | 23 |
| 3. Bromotrifluoromethane | 13B1 |
| 4. Chloropentafluoroethane | 115 |
| 5. Pentafluoroethane | 125 |
| 6. 1,1,1-Trifluoroethane | 143a |
| 7. Dichlorodifluoromethane | 12 |
| 8. Chlorodifluoromethane | 22 |
| 9. 1,1,1,2-Tetrafluoroethane | 134a |
| 10. Chloromethane | 40 |
| 11. 1,1,2,2-Tetrafluoroethane | 134 |
| 12. Bromochlorodifluoromethane | 12B1 |
| 13. 1,1-Difluoroethane | 152a |
| 14. 1,2-Dichloro-1,1,2,2-tetrafluoroethane | 114 |
| 15. 2-Chloro-1,1,1,2-tetrafluoroethane | 124 |
| 16. 1-Chloro-1,1-difluoroethane | 142b |
| 17. Dichlorofluoromethane | 21 |
| 18. Trichlorofluoromethane | 11 |
| 19. Chloroethane | 160 |
| 20. Dichloromethane | 30 |
| 21. 1,1-Dichloro-1-fluoroethane | 141b |
| 22. 2,2-Dichloro-1,1,1-trifluoroethane | 123 |
| 23. 1,1,2-Trichloro-1,2,2-trifluoroethane | 113 |
| 24. 1,2-Dibromo-1,1,2,2-tetrafluoroethane | 114B2 |

*Peak not shown

Suggested Supplies

- Septum:** 11 mm Advanced Green septa, 5183-4759
Liner: Splitless, single taper, deactivated, 4 mm id, 5181-3316
Seal: Gold plated seal, 18740-20885
Syringe: 10 µL tapered, FN 23-26s/42/HP, 5181-1267



Pesticides and Fire Retardants (US EPA 527)

Column: DB-5MS Ultra Inert
122-5532UI
30 m x 0.25 mm, 0.25 µm

Carrier: Helium, 52 cm/sec, constant flow

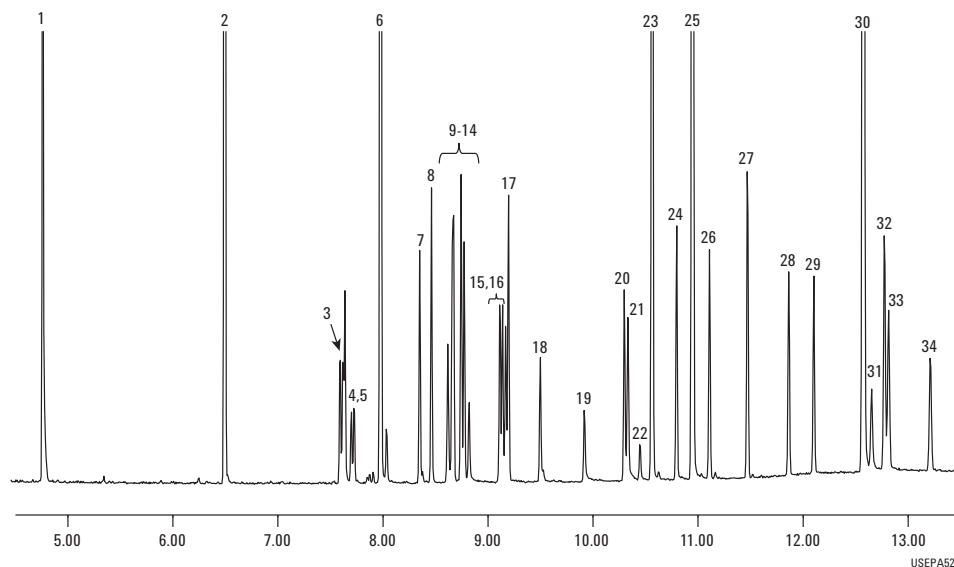
Oven: 60 °C (1 min) to 210 °C (25 °/min),
20 °C/min to 310 °C (3 min)

Injection: Splitless, 250 °C, purge flow 50 mL/min @ 1 in,
gas saver 80 mL/min on @ 3 min

Detector: Transfer line 290 °C, source 300 °C, quad 180 °C

Sample: Pesticide/PBDE standards,
1 ng with 5 ng IS/SS on-column

1. 1,2-Dimethyl-2-nitrobenzene
2. Acenaphthalene-D10
3. Dimethoate
4. Atrazine
5. Propazine
6. Anthracene-D10
7. Vinclozoline
8. Prometryne
9. Bromacil
10. Malathion
11. Thiazopyr
12. Dursban
13. Benthioncarb
14. Parathion
15. Terbus sulfone
16. Bioallethrin
17. Oxychlorthane
18. Fenamiphos
19. Nitrophen
20. Norflurazone
21. Kepone
22. Hexazinone
23. Triphenyl phosphate
24. Bifenthrin
25. Chrysene-D12
26. BDE-47
27. Mirex
28. BDE-100
29. BDE-99
30. Perylene-D12
31. Fenvalerate
32. Esfenvalerate
33. Hexabromobiphenyl
34. BDE-153



Determination of Chlorophenols in Water and Soil

Column: VF-5ms
CP8961
60 m x 0.32 mm, 0.25 µm

Oven: 60 °C, 30 °C/min to 300 °C

Carrier: He 80 kPa, 0.8 bar, 5.7 psi

Injection: Splitless, initial time: 1 min; Splitflow: 50 mL/min
250 °C
2 µL

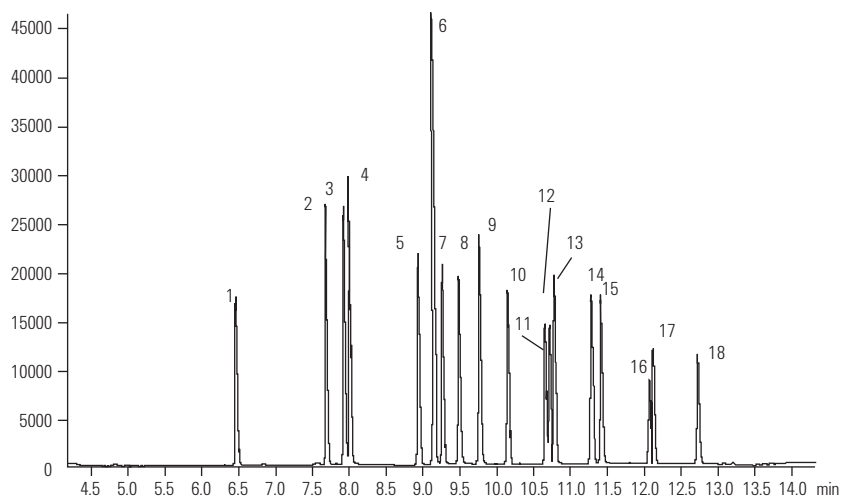
Detector: MS
280 °C

Sample: Isohexane

Sample Conc: Standard, 1 µg/mL,
derivatization with acetic
acid anhydride

Dr. Weilung, Laboratorien GmbH

- | | |
|---------------------------|-------------------------------|
| 1. Phenol | 10. 2,4,6-trichlorophenol |
| 2. 2-chlorophenol | 11. 2,3,6-trichlorophenol |
| 3. 3-chlorophenol | 12. 2,3,5-trichlorophenol |
| 4. 4-chlorophenol | 13. 2,4,5-trichlorophenol |
| 5. 2,6-dichlorophenol | 14. 2,3,4-trichlorophenol |
| 6. 2,4+2,5-dichlorophenol | 15. 3,4,5-trichlorophenol |
| 7. 3,5-dichlorophenol | 16. 2,3,5,6-tetrachlorophenol |
| 8. 2,3-dichlorophenol | 17. 2,3,4,6-tetrachlorophenol |
| 9. 3,4-dichlorophenol | 18. 2,3,4,5-tetrachlorophenol |



Polybrominated Diphenyl Ethers (PBDEs)

Column: DB-5MS Ultra Inert
122-5512UI
15 m x 0.25 mm, 0.25 µm

Instrument: Agilent 6890N/5973B MSD

Sampler: Agilent 7683B, 5.0 µL syringe
(P/N 5188-5246),
1.0 µL splitless injection,
5 ng each component on-column

Carrier: Helium 72 cm/s, constant flow

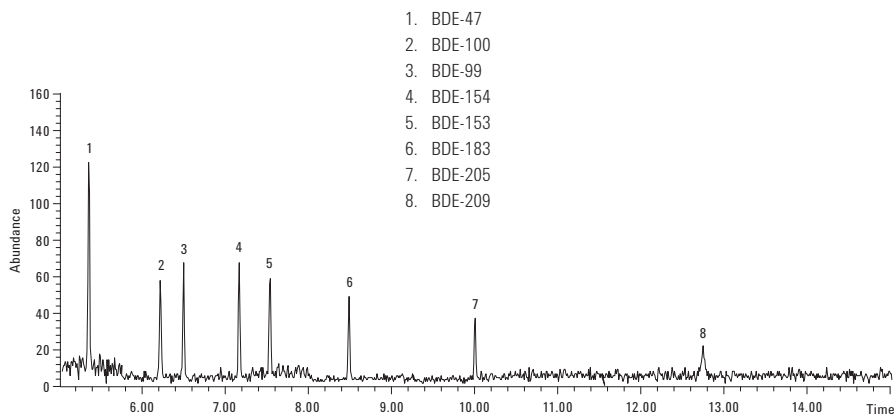
Inlet: Pulsed splitless; 325 °C,
20 psi until 1.5 min,
purge flow 50 mL/min at 2.0 min

Oven: 150 to 325 °C (17 °C/min),
hold 5 min

Detector: MSD source at 300 °C,
quadropole at 150 °C,
transfer line at 300 °C,
scan range 200-1000 amu

Suggested Supplies

- Liner: Direct connect, dual taper, deactivated, 4 mm id,
G1544-80700
- Syringe: Autosampler syringe, 0.5 µL, 23g, cone, 5188-5246



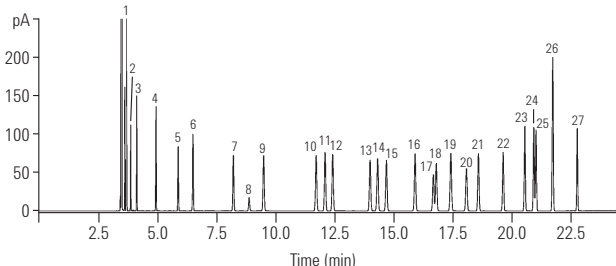
Energy and Fuels Applications

Fast Analysis of Aromatic Solvent

Column: HP-INNOWax
19091N-577
20 m x 0.18 mm, 0.18 µm

Carrier: Helium at 33 psi constant pressure mode
Oven: 70 °C (3 min); 45 °C/min to 145 °C (1 min)
Injection: Split/splitless at 250 °C
100:1 to 600:1 split ratio
Detector: FID at 250 °C
Sample: 0.2 to 1.0 µL

Unified aromatic solvent method

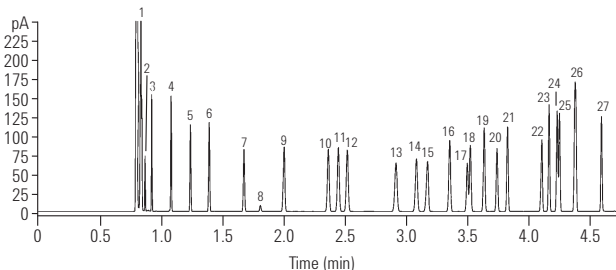


1. Heptane
2. Cyclohexane
3. Octane
4. Nonane
5. Benzene
6. Decane
7. Toluene
8. 1,4-Dioxan
9. Undecane
10. Ethylbenzene
11. p-Xylene
12. m-Xylene
13. Cumene
14. Dodecane
15. o-Xylene
16. Propylbenzene
17. p-Ethyltoluene
18. m-Ethyltoluene
19. t-Butylbenzene
20. s-Butylbenzene
21. Styrene
22. Tridecane
23. 1,3-Diethylbenzene
24. 1,2-Diethylbenzene
25. n-Butylbenzene
26. a-Methylstyrene
27. Phenylacetylene

Column: HP-INNOWax
19091N-216
60 m x 0.32 mm, 0.50 µm

Carrier: Helium at 20 psi constant pressure mode
Oven: 75 °C (10 min); 3 °C/min to 100 °C (0 min)
10 °C/min to 145 °C (0 min)
Injection: Split/splitless at 250 °C
100:1 split ratio
Detector: FID at 250 °C
Sample: 1.0 µL

Optimized unified aromatic solvent method



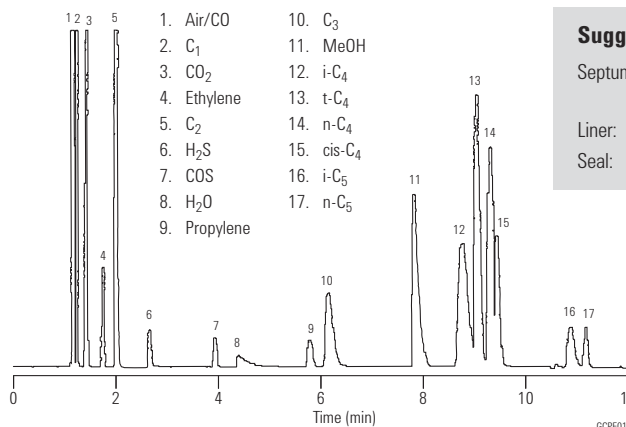
GCHE003

This application showcases the practicality using High Efficiency GC columns in daily aromatic solvent analysis. The result: a three-fold reduction in run time (compared to a 0.32 mm id column) with no compromise in resolution.

Refinery Gas I

Column: HP PLOT Q
19095P-Q04
30 m x 0.53 mm, 40.00 µm

Carrier: Helium p=9.0 psi at 60 °C
Oven: 60 °C for 5 min
60-200 °C at 20 °C/min
200 °C for 1 min
Injection: Split, 250 °C
Split flow 100 mL/min
0.25 cc valve
Detector: TCD, 250 °C
Sample: Refinery gas and others



1. Air/CO
2. C₁
3. CO₂
4. Ethylene
5. C₂
6. H₂S
7. COS
8. H₂O
9. Propylene
10. C₃
11. MeOH
12. i-C₄
13. t-C₄
14. n-C₄
15. cis-C₄
16. i-C₅
17. n-C₅

Suggested Supplies

Septum: 11 mm Advanced Green septa, 5183-4759
Liner: Direct, 1.5 mm id, 18740-80200
Seal: Gold plated seal, 18740-20885

GCPE014

Volatile Sulfur Compounds

Column: DB-1
123-1035
30 m x 0.32 mm, 5.00 μm

Carrier: Helium at 23 cm/sec (H₂S at 50 °C)

Oven: 50 °C for 4 min, 50-120 °C at 20 °/min,
120 °C for 4 min, 120-220 °C at
25 °/min, 220 °C for 2.5 min

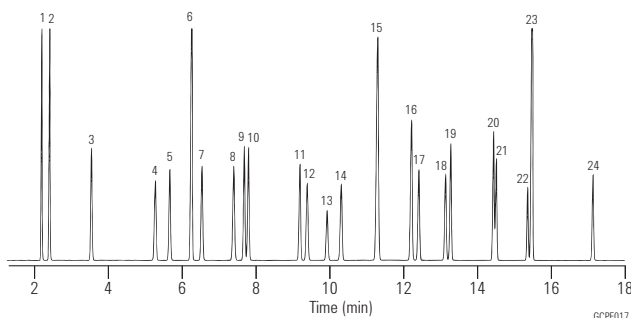
Injection: Split, 200 °C
Split ratio 1:10

Detector: PFPD (OI Analytical), 220 °C

Sample: 600 μL of sulfur gas standard
3 ppmV each component

Agilent wishes to thank Air Toxics, Ltd. (Folsom, CA) for providing the standard mixture shown in this chromatogram.

- | | | |
|----------------------------|-----------------------------|---------------------------|
| 1. Hydrogen sulfide | 9. 1-Propanethiol | 17. 3-Methylthiophene |
| 2. Carbonyl sulfide | 10. Ethyl methyl sulfide | 18. Tetrahydrothiophene |
| 3. Methyl mercaptan | 11. Thiophene | 19. 1-Pentanethiol |
| 4. Ethyl mercaptan | 12. 2-Methyl-1-propanethiol | 20. 2-Ethylthiophene |
| 5. Dimethyl sulfide | 13. Diethyl sulfide | 21. 2,5-Dimethylthiophene |
| 6. Carbon disulfide | 14. 1-Butanethiol | 22. 1-Hexanethiol |
| 7. 2-Propanethiol | 15. Methyl disulfide | 23. Ethyl disulfide |
| 8. 2-Methyl-2-propanethiol | 16. 2-Methylthiophene | 24. 1-Heptanethiol |



GCPE017

Unleaded Gasoline

Column: DB-Petro
122-10A6
100 m x 0.25 mm, 0.50 μm

Carrier: Helium at 25.6 cm/sec

Oven: 0 °C for 15 min
0-5 °C at 1 °/min
50-130 °C at 2 °/min
130-180 °C at 4 °/min
180 °C for 20 min

Injection: Split, 200 °C
Split ratio 1:300

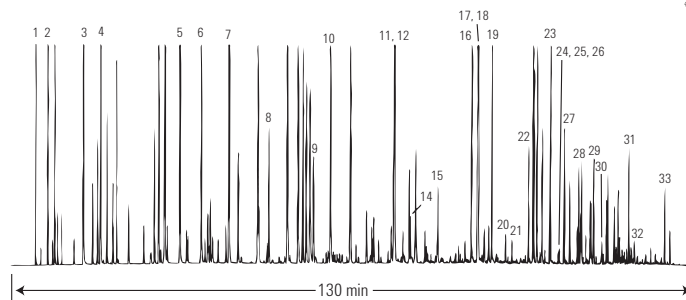
Detector: FID, 250 °C
Nitrogen makeup gas
at 30 mL/min

Sample: 1 μL of neat sample

- | | | |
|-----------------------|----------------------------|--------------------------------|
| 1. Methane | 12. 2,3,3-Trimethylpentane | 23. 1,2,4-Trimethylbenzene |
| 2. n-Butane | 13. 2-Methylheptane | 24. Isobutylbenzene |
| 3. Isopentane | 14. 4-Methylheptane | 25. sec-Butylbenzene |
| 4. n-Pentane | 15. n-Octane | 26. n-Decane |
| 5. n-Hexane | 16. Ethylbenzene | 27. 1,2,3-Trimethylbenzene |
| 6. Methylcyclopentane | 17. m-Xylene ** | 28. Butylbenzene |
| 7. Benzene | 18. p-Xylene | 29. n-Undecane |
| 8. Cyclohexane | 19. o-Xylene | 30. 1,2,4,5-Tetramethylbenzene |
| 9. Isooctane | 20. n-Nonane | 31. Naphthalene |
| 10. n-Heptane | 21. Isopropylbenzene | 32. Dodecane |
| 11. Toluene * | 22. Propylbenzene | 33. Tridecane |

*Valley point with 12 = 78%

**Valley point with 18 = 87%



GCPE032

n-Paraffin Standard

Column: DB-HT SimDis
145-1001
5 m x 0.53 mm, 0.15 µm

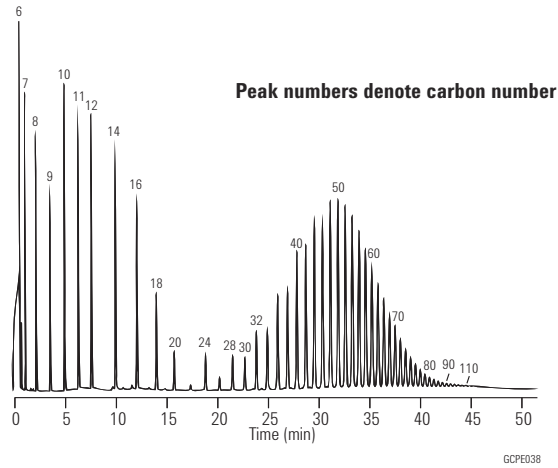
Carrier: Helium at 18 mL/min, measured at 35 °C

Oven: -30-430 °C at 10 °/min

Injection: OPTIC PTV
55-450 °C at 2 °/sec

Detector: FID, 450 °C
Nitrogen makeup gas at 15 mL/min

Sample: 0.5 µL of about 2% n-paraffins in CS₂



Sulfur Impurities in Propylene

Column: Select Low Sulfur
CP8575
60 m x 0.32 mm

Oven: 65 °C for 4 min, 30 °C/min to 120 °C for 5 min

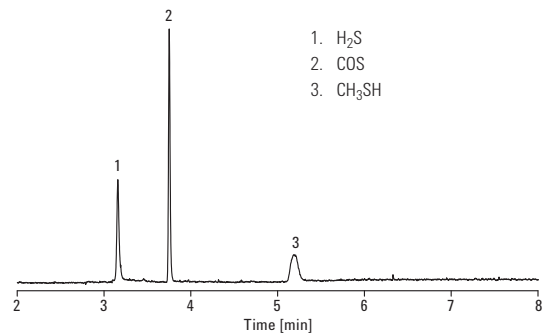
Carrier: Helium, constant flow, 2.0 mL/min

Injection: Gas sampling valve
220 °C, split 1:10

Detector: SCD, 200 °C

Sample: Polypropylene matrix containing ~300 ppb H₂S and CH₃SH, ~500 ppb COS

Injection Volume: 1 mL



Sulfur Compounds in Propylene (1 ppm)

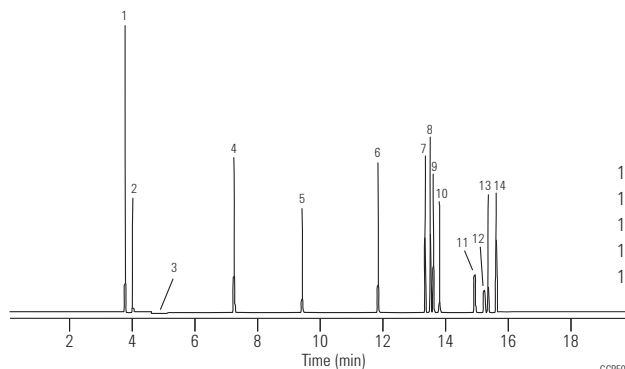
Column: GS-GasPro
113-4332
30 m x 0.32 mm

Oven: 60 °C for 2.5 min
60-250 °C at 10 °C/min

Injection: OI Analytical Volatiles Inlet
Split ratio 5:1
200 µL gas sampling valve

Detector: OI Analytical Model 5380 PFPD

Sample: 1 ppm Sulfur compounds in Propylene



1. COS
2. H₂S
3. Propylene
4. CS₂
5. Methyl mercaptan
6. Ethyl mercaptan
7. Thiophene
8. Dimethyl sulfide
9. 2-Propanethiol
10. 1-Propanethiol
11. 2-Methyl-2-propanethiol
12. 2-Methyl-1-propanethiol
13. 1-Methyl-1-propanethiol
14. 1-Butanethiol

Chromatogram courtesy of OI Analytical.

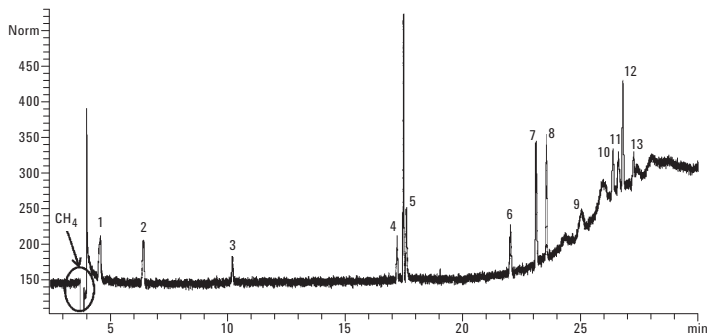
GCPE020

Trace Sulfur Compounds in Methane (50 ppbv)

Column: Select Low Sulfur
CP8575
60 m x 0.32 mm,

Oven: 40 °C (6 min), to 120 °C at 6 °C/min,
to 180 °C (5 min) at 10 °C/min

Sample: 1 mL, split ratio: 3:1



Compound **Signal/noise**

- | | |
|-----------------------------|-----|
| 1. Hydrogen sulfide | 3.8 |
| 2. Carbonyl sulfide | 4.0 |
| 3. Methylmercaptan | 2.2 |
| 4. Ethylmercaptan | 3.8 |
| 5. Dimethyl sulfide | 6.3 |
| 6. 2-Propanethiol | 4.3 |
| 7. Methyl ethyl sulfide | 11 |
| 8. Thiophene | 11 |
| 9. Tert-Butyl mercaptan | 2.1 |
| 10. 2-Butanethiol | 4.5 |
| 11. 2-Methyl-1 propanethiol | 3.7 |
| 12. Diethylsulfide | 9.8 |
| 13. 1-Butanethiol | 2.4 |

Food, Flavor, and Fragrance Applications

Spearmint Oil

Column A: DB-1
122-1032
30 m x 0.25 mm, 0.25 µm

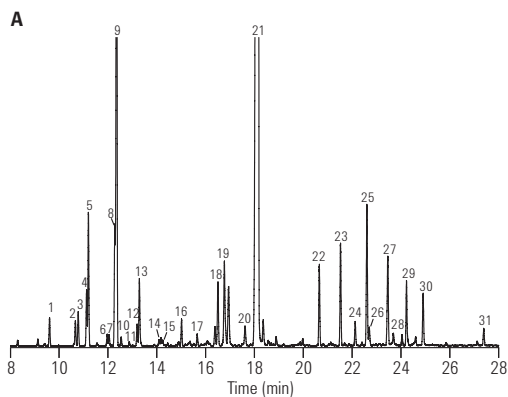
Column B: DB-1
121-1022
20 m x 0.18 mm, 0.18 µm

Carrier: A: Helium 25 cm/sec measured at 40 °C
 B: Hydrogen 47 cm/sec measured at 40 °C

Oven: A: 40 °C hold 1 min, 5 °C/min to 290 °C
 B: 40 °C hold 0.38 min, 13 °C/min to 290 °C hold 13.09 min

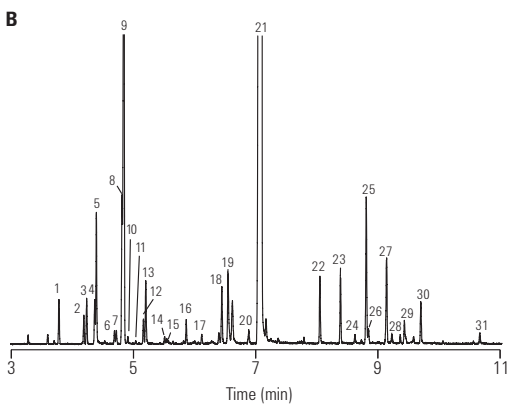
Injection: 250 °C, Split 40:1, 1 µL injection

Original Method with a DB-1, 30 m x 0.25 mm, 0.25 µm column and Helium carrier



1. α-Pinene
2. Sabinene
3. β-Pinene
4. 3-Octanol
5. Myrcene
6. α-Terpinene
7. p-Cymene
8. 1,8-Cineol
9. Limonene
10. cis-Occimene
11. trans-Occimene
12. γ-Terpinene
13. trans-Sabinene hydrate
14. Terpinolene
15. Linalool
16. 3-Octyl acetate
17. Isomenthone
18. Terpinen-4-ol
19. Dihydrocarvone
20. trans-Carveol
21. l-Carvone
22. trans-Dihydrocarveol acetate
23. cis-Carvyl acetate
24. cis-Jasmone
25. β-Bourbonene
26. α-Bourbonene
27. β-Caryophyllene
28. α-Copaene
29. trans-β-Farnesene
30. Germacrene-d
31. Viridiflorol

Faster Method with a high efficiency DB-1, 20 m x 0.18 mm, 0.18 µm column and Hydrogen carrier



SPEARMINT

Using hydrogen as a carrier gas in conjunction with the high efficiency column resulted in an overall speed gain of 61% compared to the original method. In addition, the resolution was well maintained throughout the method translation process.

Lavender Oil Characterization

Column: DB-1ms Ultra Inert
122-0132UI
30 m x 0.25 mm, 0.25 μ m

Instrument: Agilent 7890A/5975B MSD and a 6890N FID equipped

Sampler: Agilent 7683B, 5.0 μ L syringe (Agilent p/n 5188-5246),
1.0 μ L injection

Carrier: Helium 40 cm/s, constant flow MSD system,
35 cm/s FID system

Inlet: 200:1 split

Oven: 62 $^{\circ}$ C 12.5 min hold, 3 $^{\circ}$ C/min to 92 $^{\circ}$ C, then 5 $^{\circ}$ C/min
to 165 $^{\circ}$ C, then 100 $^{\circ}$ C/min to 310 $^{\circ}$ C, 2.5 min hold

Detector: MSD source at 300 $^{\circ}$ C, quadrupole at 180 $^{\circ}$ C,
transfer line at 280 $^{\circ}$ C, scan range 45-450 amu

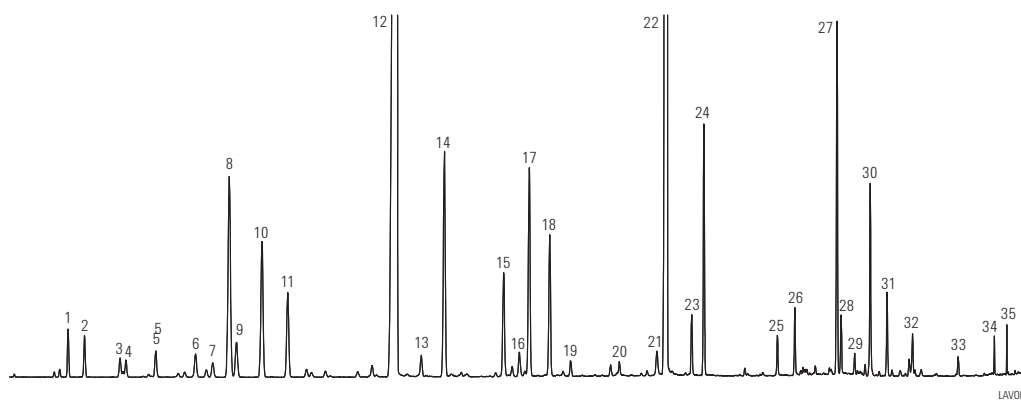
Suggested Supplies

Septum: 11 mm Advanced Green septa, 5183-4759

Liner: Split liner, single taper MS certified liner with restriction
to hold glass wool, 5188-6576

Syringe: 5 μ L tapered, FN 23-26s/42/HP, 5181-1273

- | | |
|----------------------------|---------------------------|
| 1. α -Pinene | 19. Hexyl butyrate |
| 2. Camphene | 20. Cumin aldehyde |
| 3. 1-Octen-3-ol | 21. cis-Geraniol |
| 4. 3-Octanone | 22. Linalool acetate |
| 5. β -Myrcene | 23. Borneol acetate |
| 6. 3-Carene | 24. Lavandulyl acetate |
| 7. α -Cymene | 25. Nerol acetate |
| 8. Eucalyptol | 26. Geranyl Acetate |
| 9. D-Limonene | 27. Caryophyllene |
| 10. β -trans-Ocimene | 28. α -Santaloene |
| 11. β -cis-Ocimene | 29. α -Bergamotene |
| 12. β -Linalool | 30. β -Farnesene |
| 13. Octen-1-ol acetate | 31. Germacrene D |
| 14. Camphor | 32. γ -Cardinene |
| 15. Borneol | 33. Caryophyllene oxide |
| 16. Lavandulol | 34. tau-Cardinol |
| 17. Terpinen-4-ol | 35. α -Bisabolol |
| 18. α -Terpinol | |



GC/MS total ion chromatogram of lavender oil sample on an Agilent J&W DB-1ms Ultra Inert 30 m x 0.25 mm, 0.25 μ m capillary GC column (P/N 122-0132UI). The well-resolved, sharp peaks observed on the column ensure reliable analysis and fingerprinting of lavender oils

Essential Oils

Column: DB-WAX
121-7022
20 m x 0.18 mm, 0.18 μ m

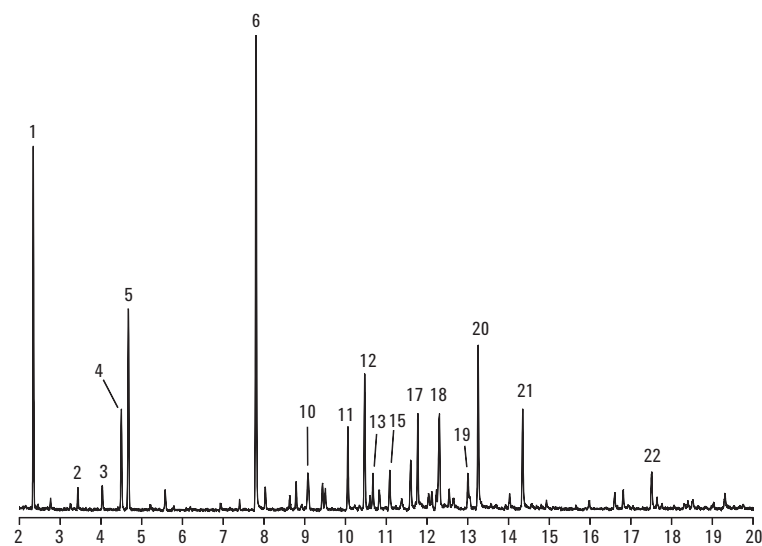
Carrier: Hydrogen @ 44.3 cm/sec
 Measured @ 45 °C

Injection: Split 1:30, 250 °C
 1 μ L of 1:35 oil in acetone

Oven: 45 °C hold 0.77 min
 7.79 °C/min to 250 °C

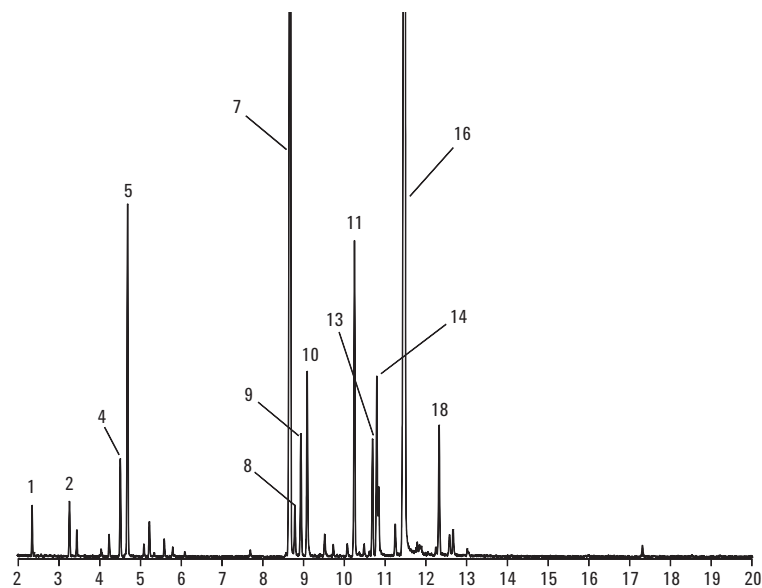
Detector: MSD full scan at m/z 40-500
 250 °C transfer line

Wild chamomile



1. α -Pinene
2. β -Pinene
3. β -Myrcene
4. D-Limonene
5. Eucalyptol
6. 2,4-Hexadienal
7. Menthone
8. γ -Terpinene
9. Menthofuran
10. Iso-Menthone
11. Δ -Carane
12. Bornyl acetate
13. β -Caryophyllene
14. Isomenthol
15. Citronellyl formate
16. Menthol
17. t- β -Farnesene
18. γ -Cadinene
19. δ -Cadinene
20. Citronellol
21. Nerol
22. β -Maaliene

Peppermint



Fragrance Reference Standard

Column: DB-WAX
122-7032
30 m x 0.25 mm, 0.25 μ m

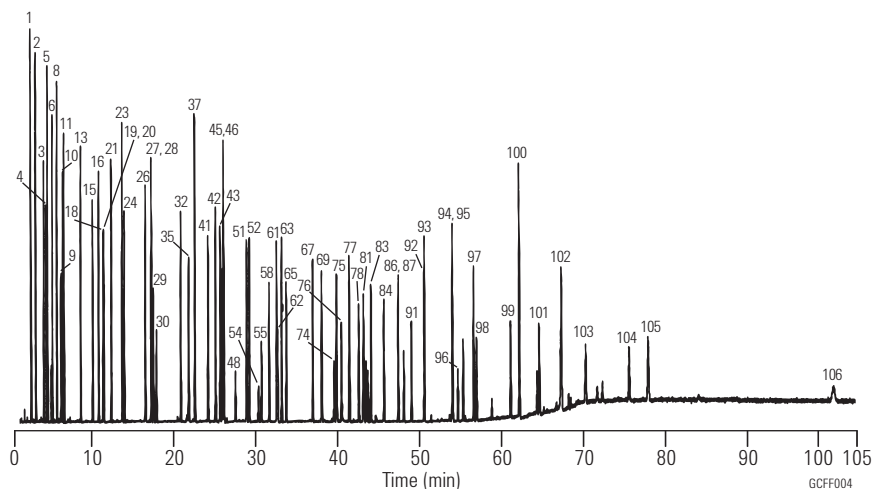
Carrier: Helium at 25 cm/sec, measured at 150 °C
 Injection: Split, 250 °C
 Split ratio 1:50
 Oven: 45 °C for 2 min
 45-250 °C at 3 °/min
 250 °C for 34 min
 Detector: MSD, 250 °C transfer line
 Sample: 1 μ L of a 1:20 dilution of neat sample in acetone

Suggested Supplies

Septum: 11 mm Advanced Green septa, 5183-4759
 Liner: Split, single taper, low pressure drop, glass wool, 5183-4647
 Seal: Gold plated seal, 18740-20885
 Syringe: 5 μ L tapered, FN 23-26s/42/HP, 5181-1273

Many thanks to Carl Frey, Manager of Analytical Services, Dragoco, and Kevin Myung, Director of Flavor and Perfumery Research, Bush Boake Allen, Inc. for contributing to this work.

- | | | | |
|--|---|--------------------------|-----------------------------------|
| 1. Acetone | 27. 2,6-Dimethylhept-5-enal (MelonalTM) | 53. Citronellyl acetate | 79. Citronellyl tiglate |
| 2. Ethyl acetate | 28. Rose oxide, cis-rose | 54. Isoborneol | 80. Eugenyl methyl ether |
| 3. Ethyl propionate | 29. Hexanol | 55. Neral | 81. γ -Nonalactone |
| 4. 2,3-Butanedione (diacetyl) | 30. Rose oxide, trans-rose | 56. α -Terpineol | 83. Ethyl tetradecanoate |
| 5. Methyl butyrate | 31. Methyl-para-cresol | 57. Geranyl formate | 84. n-Amyl salicylate |
| 6. Isobutyl acetate | 32. Ethyl octanoate | 58. Borneol | 85. Geranyl tiglate |
| 7. α -Pinene | 33. cis-Linalool oxide | 59. β -Bisabolene | 86. Ethyl pentadecanoate |
| 8. Ethyl butyrate | 34. Menthone | 60. Benzyl acetate | 87. Isopropylmyristate |
| 9. 2,3-Pentanedione (acetyl propionyl) | 35. Furfural | 61. Neryl acetate | 90. Phenylethyl tiglate |
| 10. Camphene | 36. trans-Linalool oxide | 62. Geranial | 91. Rosatol (rosetone) |
| 11. Ethyl isovalerate | 37. Octyl acetate | 63. Ethyl undecanoate | 92. Eugenyl acetate |
| 12. β -Pinene | 38. Isomenthone | 64. δ -Cadinene | 93. Ethyl hexadecanoate |
| 13. Ethyl pentanoate | 39. α -Copaene | 65. Geranyl acetate | 94. γ -Dodecalactone |
| 14. Myrcene | 40. Camphor | 66. Citronellol | 95. Dibenzyl ether |
| 15. Allyl butyrate | 41. Benzaldehyde | 67. Ethyl dodecanoate | 96. Tonalid |
| 16. Limonene | 42. Ethyl nonanoate | 68. Geraniol | 97. Ethyl octadecanoate |
| 17. 1,8-Cineol | 43. Linalool | 69. Benzyl alcohol | 98. Benzophenone |
| 18. 3,5,5-Trimethylhexanol | 44. Linalyl acetate | 70. Geranyl butyrate | 99. Benzyl benzoate |
| 19. 3-Methylbutyl alcohol | 45. Vertenex (isomer 1) | 71. Nonadecane | 100. Cetearyl octanoate |
| 20. 2-Methylbutyl alcohol | 46. Octanol | 72. Benzene ethanol | 101. Musk T (ethylene brassylate) |
| 21. Ethyl hexanoate | 47. β -Caryophyllene | 73. Nonadec-1-ene | 102. Cetearyl decanoate |
| 22. γ -Terpinene | 48. Vertenex (isomer 2) | 74. Florazone (isomer 1) | 103. Frambione (raspberry ketone) |
| 23. p-Cymene | 49. Terpinen-4-ol | 75. Florazone (isomer 2) | 104. Cinnamyl phenyl acetate |
| 24. Hexyl acetate | 50. Methyl benzoate | 76. Hydroxycitronellal | 105. Phenyl ethyl cinnamate |
| 25. Terpinolene | 51. Hexylene glycol | 77. Dodecanol | 106. Cinnamyl cinnamate |
| 26. Ethyl heptanoate | 52. Ethyl decanoate | 78. Diphenyl oxide | |



Perfume

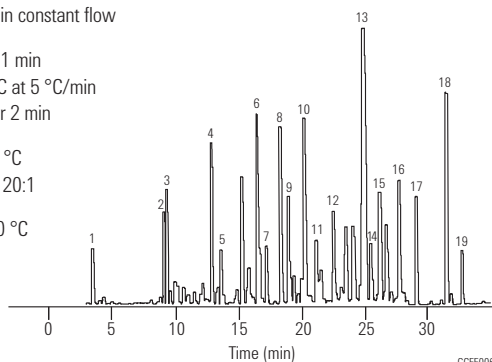
Column: HP-INNOWax
19091N-133
30 m x 0.25 mm, 0.25 µm

Carrier: Helium, 30 cm/sec
0.9 mL/min constant flow

Oven: 80 °C for 1 min
80-250 °C at 5 °C/min
250 °C for 2 min

Injection: Split, 250 °C
Split ratio 20:1

Detector: MSD, 280 °C



- | | |
|--------------------------|-----------------------|
| 1. Limonene | 10. n-Amyl salicylate |
| 2. Linalool | 11. Commamyl acetate |
| 3. Linalyl acetate | 12. Acetylcedrene |
| 4. Benzyl acetate | 13. Diethyl phthalate |
| 5. Citronellol | 14. Tonalid |
| 6. Benzene ethanol | 15. Coumarin |
| 7. α-Methyl Ionone | 16. Musk xylene |
| 8. Carvocrol and geraiol | 17. Benzyl benzoate |
| 9. Isoamyl salicylate | 18. Benzyl salicylate |
| | 19. Musk ketone |

Suggested Supplies

- Septum: 11 mm Advanced Green septa, 5183-4759
 Liner: Split, single taper, low pressure drop, glass wool, 5183-4647
 Seal: Gold plated seal, 18740-20885
 Syringe: 5 µL tapered, FN 23-26s/42/HP, 5181-1273

Chiral Compounds in Essential Oils and Fragrances

Column: HP Chiral β
19091G-B233
30 m x 0.25 mm, 0.25 µm

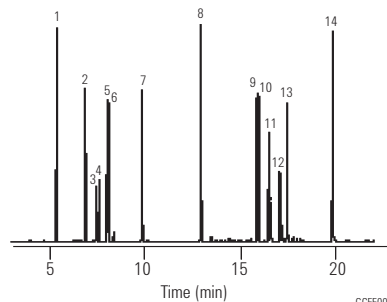
Carrier: Hydrogen, 39 cm/sec, constant pressure

Oven: 65 °C for 1 min
65-170 °C at 5 °C/min

Injection: Split, 250 °C
Split ratio 30:1

Detector: FID, 300 °C

Sample: 1 µL
0.25 ng/µL each analyte in Hexane



1. 1,2-Dimethylbenzene
2. Myrcene
3. (-)-Camphene
4. (+)-Camphene
5. (+)-β-Pinene
6. 1S(-)-β-Pinene
7. Cineole
8. (R)-(+)-Citronellal
9. 1S,2R,5S-(+)-Menthol
10. 1R,2S,5R-(-)-Menthol
11. α-Terpineol
12. (+/-)-Isoborneol
13. (+)-Borneol
14. trans-Cinnamaldehyde

Menthol

Column: Cyclodex-β
112-2532
30 m x 0.25 mm, 0.25 µm

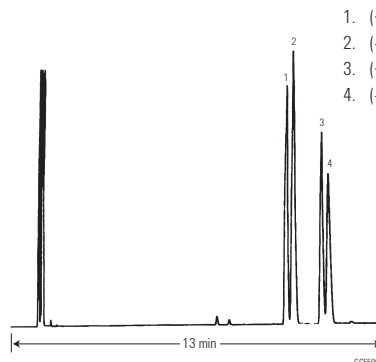
Carrier: Hydrogen, 55 cm/sec

Oven: 105 °C isothermal

Injection: Split, 250 °C
Split ratio 1:100

Detector: FID, 300 °C
Nitrogen makeup gas at 30 mL/min

Sample: 1 µL of 1 µg/µL each chloroform



1. (+)-Neomenthol
2. (-)-Neomenthol
3. (+)-Menthol
4. (-)-Menthol

FAMES I

Column: DB-23
122-2362
60 m x 0.25 mm, 0.25 µm

Carrier: Hydrogen at 43 cm/sec,
constant pressure mode

Oven: 130 °C for 1.0 min
130-170 °C at 6.5 °C/min
170-215 °C at 2.75 °C/min
215 °C for 12 min
215-230 °C at 40 °C/min
230 °C for 3 min

Injection: Split, 270 °C
Split ratio 50:1

Detector: FID, 280 °C

Suggested Supplies

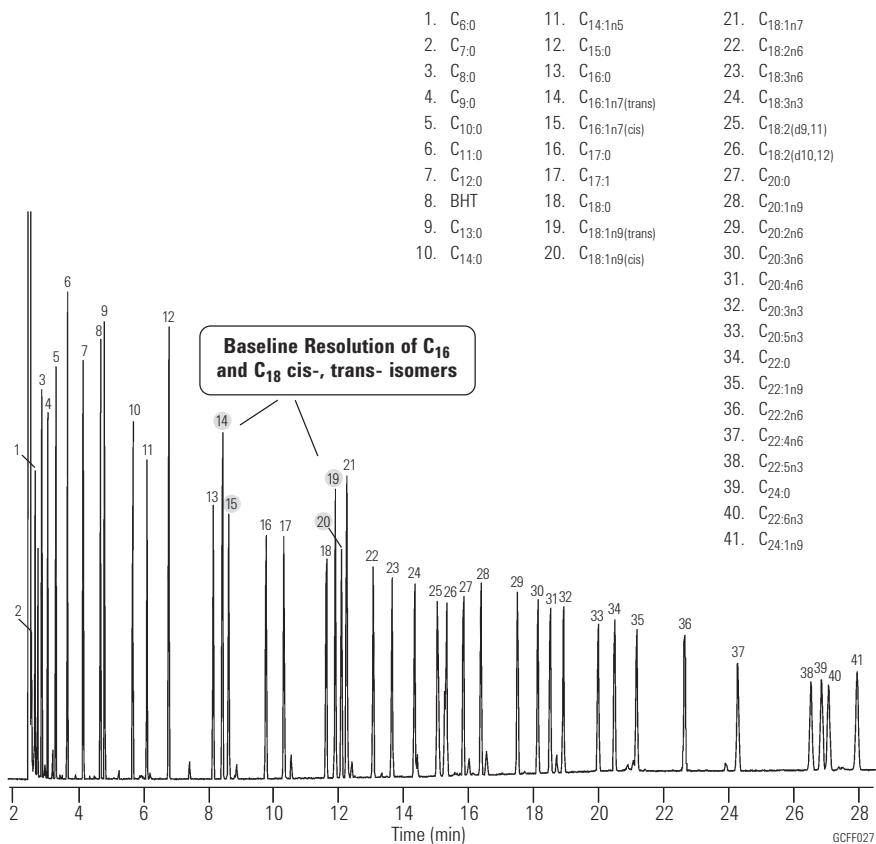
Septum: 11 mm Advanced Green septa,
5183-4759

Liner: Split, single taper, low pressure
drop, glass wool, 5183-4647

Seal: Gold plated seal, 18740-20885

Syringe: 5 µL tapered, FN 23-26s/42/HP,
5181-1273

Chromatogram provided courtesy of Steve Watkins
and Jeremy Ching, FAME Analytics,
<http://www.fameanalytics.com>



Analysis of Fragrance and Allergens

Column: VF-WAXms
CP9205
30 m x 0.25 mm, 0.25 µm

Oven: 100 °C to 250 °C with 10 °C/min

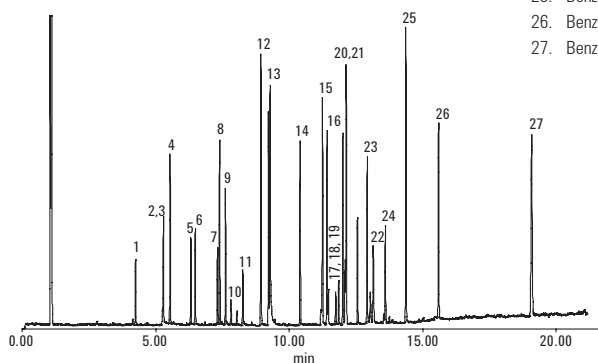
Carrier: Helium, 1.0 mL/min

Injection: Split 1:30, T = 250 °C

Detector: GC-MS Ion Trap
Trap: 200 °C
Manifold: 60 °C

Sample: 0.1 µL, Fragrances mixture (500 ppm)

- | | | |
|----------------------------|----------------------------|-----------------------------|
| 1. Linalool | 9. Benzyl alcohol | 17. Cinnamyl alcohol |
| 2. Methyl heptin carbonate | 10. Cinnamaldehyde | 18. Farnesol isomer I + II |
| 3. Phenyl acetaldehyde | 11. Hydroxy citronellal | 19. Farnesol isomer III |
| 4. Methyl chavicol | 12. Methyl eugenol | 20. iso-Eugenol |
| 5. Methyl octin carbonate | 13. Lilial | 21. Hexyl cinnamic aldehyde |
| 6. Citronellol | 14. Eugenol | 22. Lyril (4,4-isomer) |
| 7. Geraniol | 15. Amyl cinnamyl aldehyde | 23. Coumarine |
| 8. Methyl gamma ionone | 16. Anisic alcohol | 24. Amyl cinnamic alcohol |
| | | 25. Benzyl benzoate |
| | | 26. Benzyl salicylate |
| | | 27. Benzyl cinnamate |



Organophosphorous Pesticides in Apple Matrix

Column: DB-35ms Ultra Inert
121-3822UI
20 m x 0.18 mm, 0.18 μ m

Instrument: Agilent 7890 GC/Agilent 5975C Series GC/MSD

Sampler: Agilent 7683B automatic liquid sampler,
5.0 μ L syringe (P/N 5181-1273)

CFT Device: Purged 2-way splitter (P/N G3180B)
Split Ratio MSD:FPD = 3:1

MSD

Restrictor: 1.2 m x 0.15 m id deactivated fused silica tubing

FPD

Restrictor: 1.4 m x 0.15 mm id deactivated fused silica tubing

PCM 1: 3.8 psi constant pressure

Inlet: 1 μ L splitless; 250 $^{\circ}$ C, purge flow 60 mL/min
at 0.25 min, gas saver on at 2 min 20 mL/min

Carrier: Helium, constant pressure 43.5 psi at 95 $^{\circ}$ C

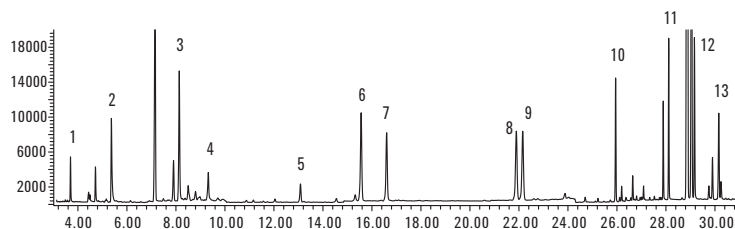
Oven: 95 $^{\circ}$ C (1.3 min), 15 $^{\circ}$ C/min to 125 $^{\circ}$ C,
5 $^{\circ}$ C/min to 165 $^{\circ}$ C, 2.5 $^{\circ}$ C/min to 195 $^{\circ}$ C,
20 $^{\circ}$ C/min to 280 $^{\circ}$ C (3.75 min)

Postrun 5 min at 280 $^{\circ}$ C, PCM 1 pressure 70 psi during
Backflush: backflush, 2 psi inlet pressure during backflush

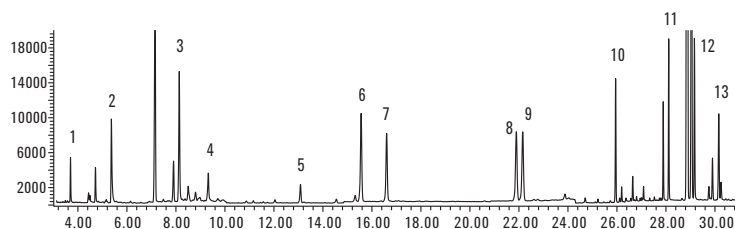
Detector: 310 $^{\circ}$ C transfer line, 310 $^{\circ}$ C source, 150 $^{\circ}$ C quad

- | | |
|----------------------|-------------------------|
| 1. Oxydemeton-methyl | 7. Dimethoate |
| 2. Methamidophos | 8. Chlorpyrifos |
| 3. Mevinphos | 9. Malathion |
| 4. Acephate | 10. Methidathion |
| 5. Naled | 11. TPP (surrogate std) |
| 6. Diazinon | 12. Phosmet |

MSD (SIM): 600 ng/mL



FPD (P): 200 ng/mL



GC/MS-SIM and FPD chromatograms of a matrix matched organophosphorus pesticides standard analyzed on an Agilent J&W DB-35ms UI column. The effluent split ratio is MSD:FPD = 3:1.

Organophosphorous Pesticide Residues in Olive Oil Extract

Column: DB-35ms Ultra Inert
122-3832UI
30 m x 0.25 mm, 0.25 μ m

Instrument: Agilent 7890/5975C

Sampler: Agilent 7683B, 5.0 μ L syringe
(P/N 5181-1273)

CFT Device: Purged 2-way splitter (P/N G3180B)
Split Ratio MSD:FPD = 1:1

MSD 1.43 m x 0.18 mm id
Restrictor: deactivated fused silica tubing

FPD 0.53 m x 0.18 mm id
Restrictor: deactivated fused silica tubing

Aux EPC: 3.8 psi constant pressure

Inlet: 2 μ L splitless; 250 $^{\circ}$ C, purge flow 60 mL/min
at 0.25 min, gas saver on at 2 min 20 mL/min

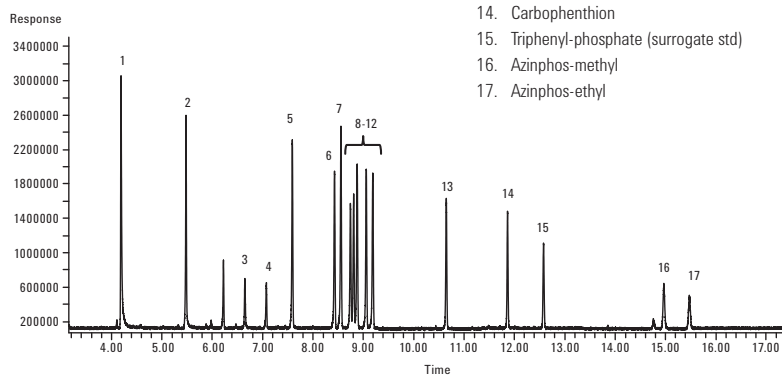
Carrier: Helium, constant pressure 28.85 psi at 95 $^{\circ}$ C

Oven: 95 $^{\circ}$ C (0.5 min), 25 $^{\circ}$ C/min to 210 $^{\circ}$ C,
10 $^{\circ}$ C/min to 250 $^{\circ}$ C (0.5 min),
20 $^{\circ}$ C to 290 $^{\circ}$ C (4.5 min)

Postrun 7.5 min at 290 $^{\circ}$ C, Aux EPC pressure
Backflush: 54 psi during backflush, 2 psi inlet pressure
during backflush

Detector: MSD: 300 $^{\circ}$ C transfer line, 300 $^{\circ}$ C source,
150 $^{\circ}$ C quad
FPD: 230 $^{\circ}$ C, Hydrogen 75 mL/min, Air 100
mL/min, Carrier + makeup (N₂) 60 mL/min


1. Methamidophos
2. Acephate
3. Omethoate
4. Diazinon
5. Dimethoate
6. Pirimiphos-methyl
7. Parathion-methyl
8. Malathion
9. Chlorpyrifos
10. Fenitrothion
11. Parathion
12. Fenthion
13. Methidathion
14. Carbophenthiion
15. Triphenyl-phosphate (surrogate std)
16. Azinphos-methyl
17. Azinphos-ethyl



GC/FPD chromatogram of a 100 ng/mL matrix-matched organophosphorous pesticide standard with analyte protectant analyzed on an Agilent J&W DB-35ms UI GC column.

Tips & Tools

View the latest GC column focused applications, products and educational resources at www.agilent.com/chem/myGCcolumns



Industrial Chemical Applications

Alcohols I

Column: DB-624
125-1334
30 m x 0.53 mm, 3.00 µm

Carrier: Helium at 30 cm/sec,
measured at 40 °C

Oven: 40 °C for 5 min
40-260 °C at 10 °C/min
260 °C for 3 min

Injection: Split, 250 °C
Split ratio 1:10

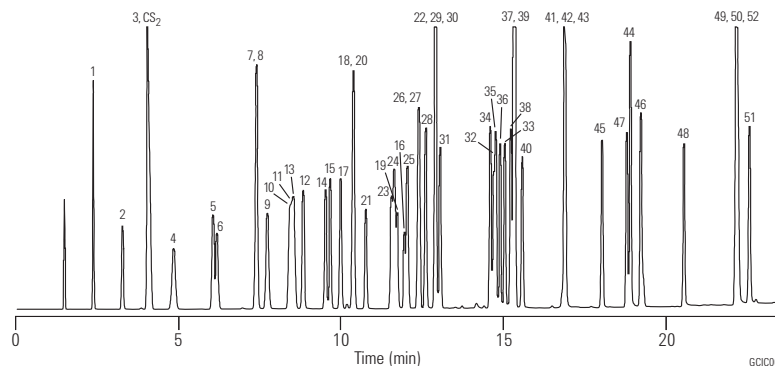
Detector: FID, 300 °C
Nitrogen makeup gas at 30 mL/min

Sample: 1 µL of 0.01-0.05% each solvent in CS₂

- | | |
|--|--|
| 1. Methanol | 27. 2-Penten-1-ol |
| 2. Ethanol | 28. 3-Methyl-2-buten-1-ol |
| 3. Isopropanol | 29. Cyclopentanol |
| 4. tert-Butanol | 30. 3-Hexanol |
| 5. 2-Propen-1-ol (allyl alcohol) | 31. 2-Hexanol |
| 6. 1-Propanol | 32. 4-Hydroxy-4-methyl-2-pentanone |
| 7. 2-Propyn-1-ol (propargyl alcohol) | 33. Furfuryl alcohol |
| 8. sec-Butanol | 34. cis-3-Hexen-1-ol |
| 9. 2-Methyl-3-buten-2-ol | 35. 1-Hexanol |
| 10. Isobutanol | 36. cis-2-Hexen-1-ol |
| 11. 2-Methoxyethanol (methyl Cellosolve) | 37. Cyclohexanol |
| 12. 3-Buten-1-ol | 38. 3-Heptanol |
| 13. 2-Methyl-2-butanol (tert-amyl alcohol) | 39. 2-Heptanol |
| 14. 1-Butanol | 40. 2-Butoxyethanol (butyl Cellosolve) |
| 15. 2-Buten-1-ol (crotyl alcohol) | 41. cis-4-Hepten-1-ol |
| 16. Ethylene glycol | 42. trans-2-Hepten-1-ol |
| 17. 1-Penten-3-ol | 43. 1-Heptanol |
| 18. 2-Pentanol | 44. Benzyl alcohol |
| 19. Glycidol | 45. 2-Ethyl-1-hexanol |
| 20. 3-Pentanol | 46. a-Methylphenyl alcohol |
| 21. 2-Ethoxyethanol (Cellosolve) | 47. 1-Octanol |
| 22. Propylene glycol | 48. 1-Nonanol |
| 23. 3-Methyl-1-butanol (isoamyl alcohol) | 49. 2-Phenoxyethanol |
| 24. 2-Methyl-1-butanol (active amyl alcohol) | 50. a-Ethylphenethyl alcohol |
| 25. 4-Methyl-2-pentanol | 51. b-Ethylphenethyl alcohol |
| 26. 1-Pentanol | 52. 1-Decanol |

Suggested Supplies

Septum: 11 mm Advanced Green septa, 5183-4759
Liner: Split, single taper, low pressure drop, glass wool, 5183-4647
Seal: Gold plated seal, 18740-20885
Syringe: 5 µL tapered, FN 23-26s/42/HP, 5181-1273



GGC001

Halogenated Hydrocarbons I

Column: DB-624
123-1334
30 m x 0.32 mm, 1.80 µm

Carrier: Helium at 35 cm/sec

Oven: 35 °C for 5 min
 35-245 °C at 10 °/min

Injection: Split, 250 °C
 Split ratio 1:50

Detector: FID, 300 °C
 Nitrogen makeup gas at 30 mL/min

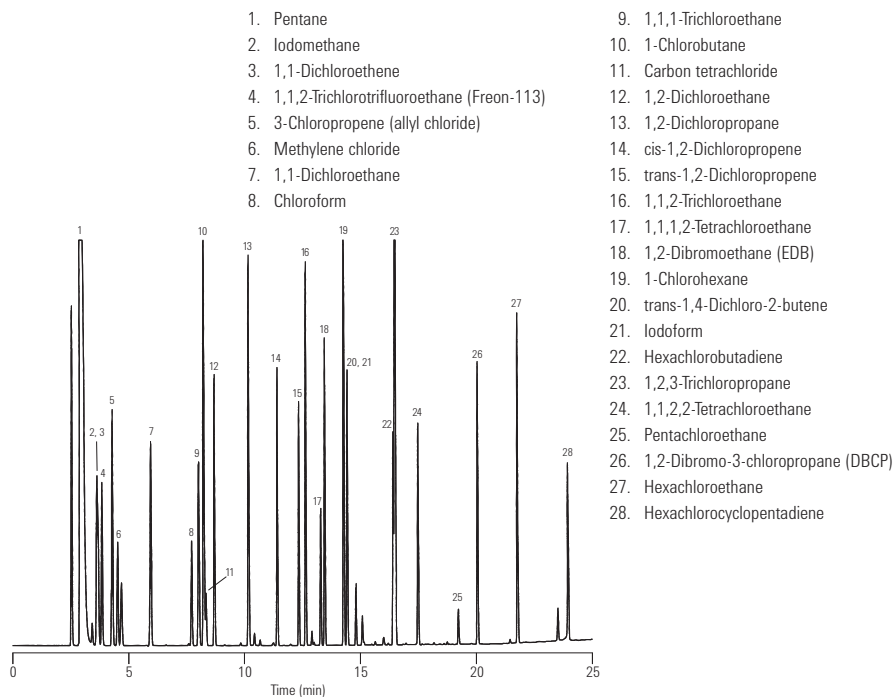
Suggested Supplies

Septum: 11 mm Advanced Green septa,
 5183-4759

Liner: General purpose split/splitless liner,
 taper, glass wool, 5183-4711

Seal: Gold plated seal, 18740-20885

Syringe: 10 µL tapered, FN 23-26s/42/HP,
 5181-1267

**Aromatic Solvents**

Column: DB-200
122-2032
30 m x 0.25 mm, 0.25 µm

Carrier: Helium at 31 cm/sec

Oven: 50 °C for 5 min
 50-160 °C at 10 °/min

Injection: Split, 250 °C
 Split ratio 1:100

Detector: FID, 300 °C
 Nitrogen makeup gas at 30 mL/min

Sample: 0.5 µL of 0.5 µg/µL
 standard in hexane


Suggested Supplies

Septum: 11 mm Advanced Green septa, 5183-4759

Liner: General purpose split/splitless liner, taper, glass wool,
 5183-4711

Seal: Gold plated seal, 18740-20885

Syringe: 10 µL tapered, FN 23-26s/42/HP, 5181-1267



Phenols I

Column: HP-5ms
19091S-433
30 m x 0.25 mm, 0.25 µm

Carrier: Helium, 33 cm/sec, constant flow

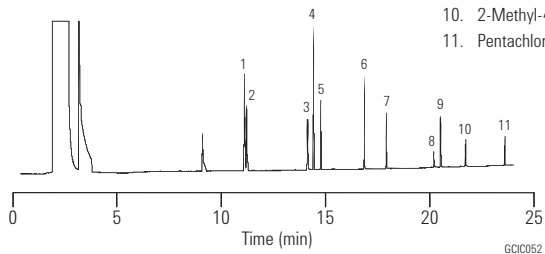
Oven: 35 °C for 5 min
35-220 °C at 8 °C/min

Injection: Splitless, 250 °C

Detector: FID, 300 °C

Sample: 1 µL
20 µg/mL phenols in methylene chloride

1. Phenol
2. 2-Chlorophenol
3. 2-Nitrophenol
4. 2,4-Dimethylphenol
5. 2,4-Dichlorophenol
6. 4-Chloro-3-methylphenol
7. 2,4,6-Trinitrophenol
8. 2,4-Dinitrophenol
9. 4-Nitrophenol
10. 2-Methyl-4,6-dinitrophenol
11. Pentachlorophenol



Suggested Supplies

- Septum:** 11 mm Advanced Green septa, 5183-4759
Liner: Direct connect, single taper, deactivated, 4 mm id, G1544-80730
Seal: Gold plated seal, 18740-20885
Syringe: 10 µL tapered, FN 23-26s/42/HP, 5181-1267

Inorganic Gases

Column: GS-GasPro
113-4332
30 m x 0.32 mm

Carrier: Helium at 53 cm/sec

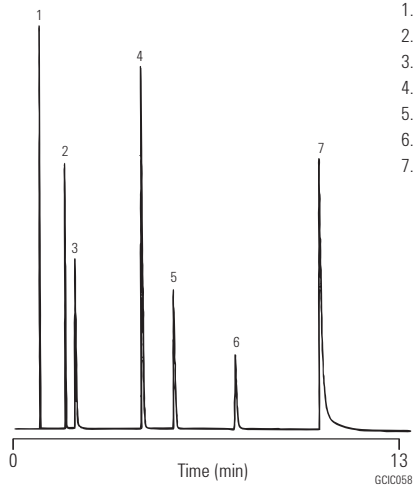
Oven: 25 °C for 3 min
25-200 °C at 10 °/min
200 °C Hold

Injection: Split, 200 °C
Split ratio 1:50

Detector: TCD, 250 °C

Sample: 50 µL

1. Nitrogen
2. CO₂
3. SF₆
4. COS
5. H₂S
6. Ethylene oxide
7. SO₂



Suggested Supplies

- Septum:** 11 mm Advanced Green septa, 5183-4759
Liner: Direct, 1.5 mm id, 18740-80200
Seal: Gold plated seal, 18740-20885

Life Science Applications

Benzodiazepines I

Column: DB-5MS Ultra Inert
122-5532UI
30 m x 0.25 mm, 0.25 µm

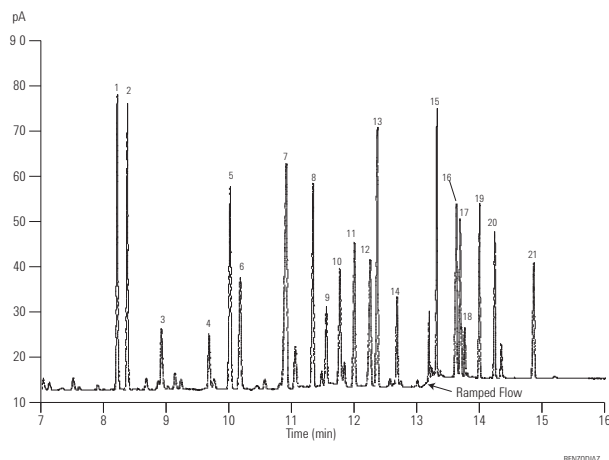
Carrier: Hydrogen, 53 cm/sec, constant flow
1.6 for 11 min
1.6 to 2.4 at 60 mL/min hold 2 min
2.4 to 5.0 at 50 mL/min hold 9 min

Oven: 170 °C for 3.2 min
170-250 °C at 24.7 °C/min, hold 5.3 min
250-280 °C at 18.6 °C/min, hold 4.0 min
280-325 °C at 50.0 °C/min, hold 4 min

Injection: Pulsed splitless, 280 °C
20 psi pulse pressure for 0.38 min
50 mL/min purge at 0.40 min
Direct connect liner G1544-80730

Detector: FID, 350 °C

Sample: 1 µL of 5-10 ppm



1. Medazepam
2. Halazepam
3. Oxazepam
4. Lorazepam
5. Diazepam
6. Desalkyl Aurazepam
7. Nordazepam
8. Clonazam
9. Oxazepam
10. Temazepam
11. Flunitrazepam
12. Bromazepam
13. Prazepam
14. Lormetazepam
15. Nitrazepam
16. Chlordiazepoxide
17. Clonazepam
18. Demoxepam
19. Estazolam
20. Alprazolam
21. Triazolam

Analysis of benzodiazepines and other drugs is particularly challenging because of their high level of activity. For this reason, all aspects of the sample path – particularly the GC Column – must be as inert as possible.

Amphetamines and Precursors – TMS Derivatives

Column: DB-5
121-5023
20 m x 0.18 mm, 0.40 µm

Carrier: Helium at 39 cm/sec, measured at 100 °C

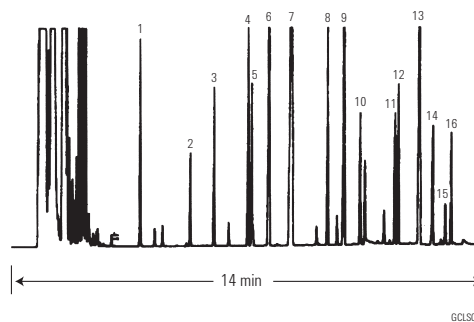
Oven: 100-240 °C at 10 °/min

Injection: Split, 250 °C
Split ratio 1:100

Detector: FID, 300 °C
Nitrogen makeup gas at 30 mL/min

Sample: 1 µL of 2 µg/µL each in pyridine

- | | |
|------------------------|---|
| 1. Phenylacetone | 9. Phenacetin |
| 2. Dimethylamphetamine | 10. 3,4-Methylenedioxyamphetamine (MDA) |
| 3. Amphetamine | 11. 3,4-Methylenedioxymethylamphetamine |
| 4. Phentermine | 12. 4-Methyl-2,5-dimethoxyamphetamine (STP) |
| 5. Methamphetamine | 13. Phenyl ephedrine |
| 6. Methyl ephedrine | 14. 3,4-Methylenedioxyethylamphetamine (MDE; Eve) |
| 7. Nicotinamine | 15. Caffeine |
| 8. Ephedrine | 16. Benzphetamine |

**Suggested Supplies**

Septum: 11 mm Advanced Green septa, 5183-4759
Liner: General purpose split/splitless liner, taper, glass wool, 5183-4711
Seal: Gold plated seal, 18740-20885
Syringe: 10 µL tapered, FN 23-26s/42/HP, 5181-1267

Barbiturates

**Column: DB-35ms
122-3832
30 m x 0.25 mm, 0.25 µm**

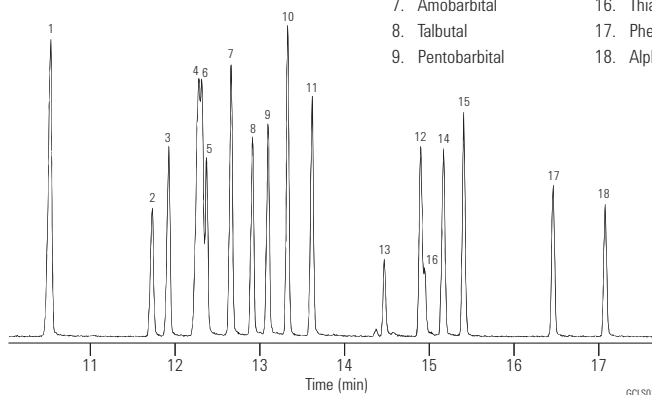
Carrier: Helium at 31 cm/sec, measured at 50 °C

Oven: 50 °C for 0.5 min
50-150 °C at 25 °/min
150-300 °C at 10 °/min

Injection: Splitless, 250 °C
30 sec purge activation time

Detector: MSD, 280 °C transfer line
full scan at m/z 40-270

- | | |
|------------------|-------------------------|
| 1. Barbital | 10. Methohexital |
| 2. Allobarbital | 11. Secobarbital |
| 3. Aprobarbital | 12. Hexobarbital |
| 4. Butabarbital | 13. Thiopental |
| 5. Butethal | 14. Cyclopentylbarbital |
| 6. Butalbital | 15. Mephobarbital |
| 7. Amobarbital | 16. Thiamylal |
| 8. Talbutal | 17. Phenobarbital |
| 9. Pentobarbital | 18. Alphenal |



Suggested Supplies

Septum: 11 mm Advanced Green septa, 5183-4759
Liner: Splitless, single taper, deactivated, 4 mm id, 5181-3316
Seal: Gold plated seal, 18740-20885
Syringe: 10 µL tapered, FN 23-26s/42/HP, 5181-1267

Narcotics

**Column: DB-5ms
122-5532
30 m x 0.25 mm, 0.25 µm**

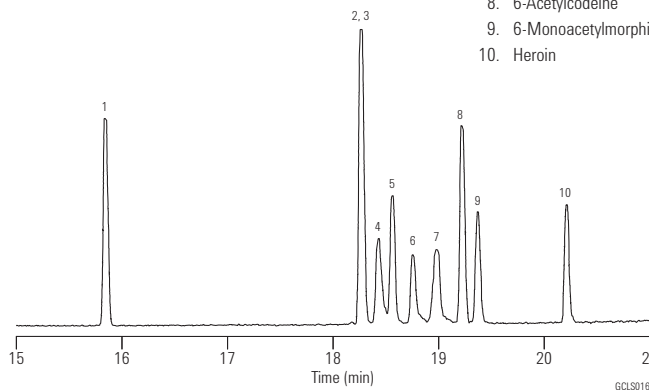
Carrier: Helium at 31 cm/sec, measured at 50 °C

Oven: 50 °C for 0.5 min
50-150 °C at 25 °/min
150-325 °C at 10 °/min

Injection: Splitless, 250 °C
30 sec purge activation time

Detector: MSD, 300 °C transfer line
full scan at m/z 40-380

- | |
|-------------------------|
| 1. Dextromethorphan |
| 2. Codeine |
| 3. Dihydrocodeine |
| 4. Norcodeine |
| 5. Ethylmorphine |
| 6. Morphine |
| 7. Normorphine |
| 8. 6-Acetylcodeine |
| 9. 6-Monoacetylmorphine |
| 10. Heroin |



Suggested Supplies

Septum: 11 mm Advanced Green septa, 5183-4759
Liner: Direct connect, single taper, deactivated, 4 mm id, G1544-80730
Seal: Gold plated seal, 18740-20885
Syringe: 10 µL tapered, FN 23-26s/42/HP, 5181-1267

Blood Alcohols I (Static Headspace/Split)

Column: DB-ALC1
125-9134
30 m x 0.53 mm, 3.00 µm

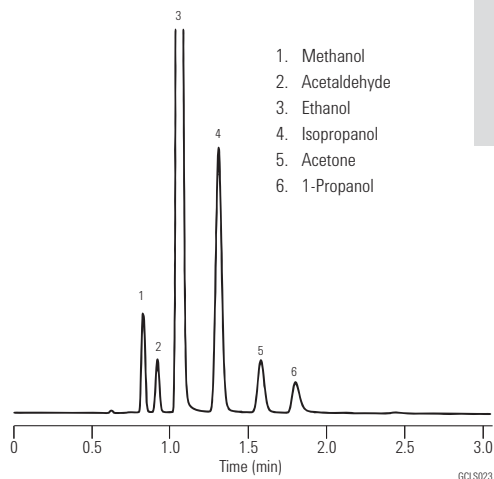
Carrier: Helium at 80 cm/sec,
measured at 40 °C

Oven: 40 °C Isothermal

Sampler: Headspace

Injection: Split, 250 °C
Split ratio 1:10

Detector: FID, 300 °C
Nitrogen makeup gas
at 23 mL/min

**Suggested Supplies**

Septum: 11 mm Advanced Green septa, 5183-4759

Liner: Direct, 1.5 mm id, 18740-80200

Seal: Gold plated seal, 18740-20885

Blood Alcohols II (Static Headspace/Split)

Column: DB-ALC2
125-9234
30 m x 0.53 mm, 2.00 µm

Carrier: Helium at 80 cm/sec,
measured at 40 °C

Oven: 40 °C Isothermal

Sampler: Headspace

Oven: 70 °C

Loop: 80 °C

Transfer line: 90 °C

Vial equil. time: 10 min

Pressurization time: 0.20 min

Loop fill time: 0.20 min

Loop equil. time: 0.05 min

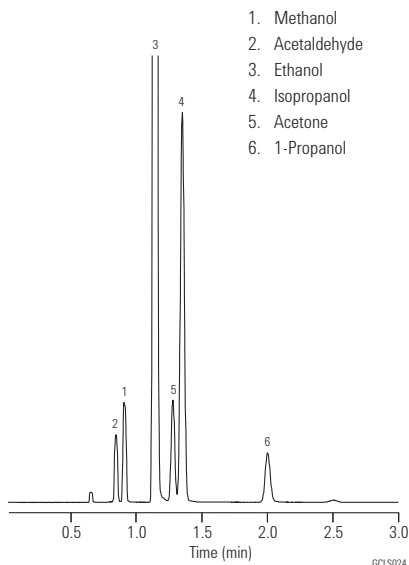
Inject time: 0.1 - 0.2 min

Sample loop size: 1.0 mL

Injection: Split, 250 °C
Split ratio 1:10

Detector: FID, 300 °C
Nitrogen makeup gas
at 23 mL/min

Sample: 0.1% Ethanol,
0.001% Others

**Suggested Supplies**

Septum: 11 mm Advanced Green septa, 5183-4759

Liner: Direct, 1.5 mm id, 18740-80200

Seal: Gold plated seal, 18740-20885

Residual Solvents, DMI Diluent

Column: DB-624
123-1364
60 m x 0.32 mm, 1.80 µm

Oven: 50-60 °C, 1 °C/min
60-115 °C, 9.2 °C/min
115-220 °C, 35 °C/min
220 °C – hold 6 min

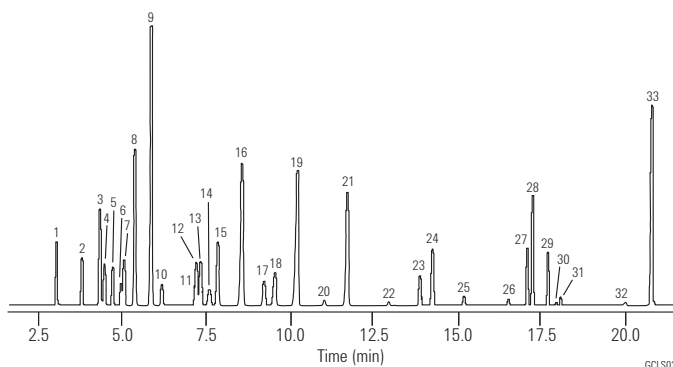
Sampler: Headspace
Platen 140 °C
Transfer line, valve 250 °C
Sample loop 2 mL

Injection: Split, 250 °C
Split ratio 1:18

Detector: FID, 270 °C
Nitrogen make-up

Sample: 5,000 ppm standard

- | | | |
|---------------------------------------|--------------------------|--|
| 1. Methanol | 12. 2-Butanone (MEK) | 23. MIBK (2-Pentanone) |
| 2. Ethanol | 13. Ethyl acetate | 24. Toluene |
| 3. Acetone | 14. 2-Butanol | 25. 1-Pentanol |
| 4. 2-Propanol | 15. Tetrahydrofuran | 26. n,n-Dimethylformamide (DMF) |
| 5. Acetonitrile | 16. Cyclohexane | 27. Ethyl benzene |
| 6. Methylene chloride | 17. Isopropyl acetate | 28. m,p-Xylene |
| 7. 2-Methyl-2-propanol (tert-butanol) | 18. 1,2-Dimethoxyethane | 29. o-Xylene |
| 8. MTBE | 19. Heptane | 30. Dimethyl sulfoxide (DMSO) |
| 9. Hexane | 20. 1-Methoxy-2-propanol | 31. n,n-Dimethylacetamide |
| 10. 1-Propanol | 21. Methylcyclohexane | 32. n-Methylpyrrolidone |
| 11. DMI impurity | 22. 2-Ethoxyethanol | 33. 1,3-Dimethyl-2-imidazolidinone (DMI) |



Special thanks to Julie Kancler, Brian Wallace, Teledyne.

Suggested Supplies

Septum: 11 mm Advanced Green septa, 5183-4759
Liner: Direct, 1.5 mm id, 18740-80200
Seal: Gold plated seal, 18740-20885

Underivatized Drugs of Abuse – Agilent Fast Toxicology Analyzer

Column: DB-35 ms Ultra Inert
122-3812UI
15 m x 0.25 mm, 0.25 µm

Carrier: Helium fixed pressure 35.0 psi

Injection: Splitless 1 µL 280 °C, total flow 56.4 mL/min,
3 mL/min switched septum purge, gas saver off,
50 mL/min after 0.4 min

Liner: Splitless, dual taper, deactivated, 4 mm id, 5181-3315

Sample: Agilent GC/MS Toxicology Checkout Mixture (P/N 5190-0471)

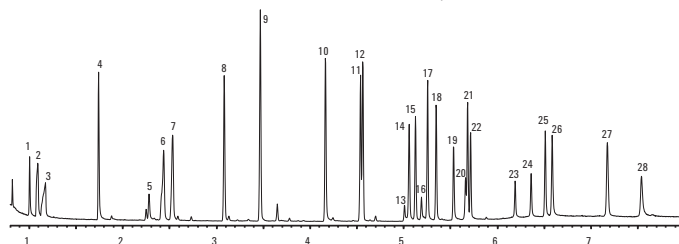
Backflush: Post run: 1 min. 1 psi inlet, 75 psi aux EPC

Oven: 100 °C (0.25 min) to 345 °C (40 °C/min, 2.25 min hold)

Detector: MSD: Transfer line 300 °C, source 300 °C,
quadropole 180 °C scan mode
NPD: Bloss bead 300 °C H₂ 3 mL/min,
60 mL/min air, 11 mL/min makeup and col flow

CFT Device: 2-Way splitter with solvent venting between MSD and NPD

- | | | |
|---|--------------------------------|----------------|
| 1. Amphetamine | 12. SKF-525a
(RTL Compound) | 23. Nitrazepam |
| 2. Phentermine | 13. Oxazepam | 24. Clonazepam |
| 3. Methamphetamine | 14. Tetrahydrocannabinol | 25. Alprazolam |
| 4. Nicotine | 15. Codeine | 26. Verapamil |
| 5. Methylenedioxyamphetamine (MDA) | 16. Lorazepam | 27. Strychnine |
| 6. Methylenedioxymethamphetamine (MDMA) | 17. Diazepam | 28. Trazodone |
| 7. Methylenedioxyethylamphetamine | 18. Hydrocodone | |
| 8. Meperidine | 19. Oxycodone | |
| 9. Phencyclidine | 20. Temazepam | |
| 10. Methadone | 21. Diacetylmorphine | |
| 11. Cocaine | 22. Flunitrazepam | |



Example NPD chromatogram of underivatized drugs of abuse 5 ng/component on an Agilent J&W DB-35ms UI column. Component number 12 is used for retention time locking in the deconvolution reporting software database.

Agilent J&W GC Columns

Extending our innovations to packaging

Engineered to enhance your experience, and 100% recyclable, our recent packaging improvements offer:

- Ultimate protection for your column due to reduced movement in the box
- Enhanced cleanliness compared to foam or cardboard inserts
- Novel storage approach allows for easy storage and identification

Agilent J&W GC columns – same quality product, new improved packaging!

The world's largest GC column portfolio is now even larger

The Agilent J&W GC column portfolio, led by the innovative Agilent J&W Ultra Inert GC column family, was expanded with the acquisition of Varian. So now we have added PoraPLOT, PoraBOND, Select VF and CP-Sil to the most extensive and innovative GC column portfolio in the world. Please visit: www.agilent.com/chem/myGCcolumns to learn more.



For more information

Learn more:

www.agilent.com/chem/myGCCcolumns

Buy online:

www.agilent.com/chem/store

U.S. and Canada

1-800-227-9770

agilent_inquiries@agilent.com

Europe

info_agilent@agilent.com

Asia Pacific

inquiry_lsca@agilent.com

This information is subject to change without notice.

© Agilent Technologies, Inc. 2012

Printed in USA April 13, 2012

5990-9867EN



Scan the QR code
with your smartphone
for more information